



US00D388102S

United States Patent [19] Yoneyama

[11] Patent Number: Des. 388,102
[45] Date of Patent: **Dec. 23, 1997

[54] **FUNCTION EXTENDED UNIT FOR A TELEPHONE**

[75] Inventor: **Takahisa Yoneyama**, Yokohama, Japan

[73] Assignee: **Kabushiki Kaisha Toshiba**, Kawasaki, Japan

[**] Term: **14 Years**

[21] Appl. No.: **61,007**

[22] Filed: **Oct. 15, 1996**

[30] **Foreign Application Priority Data**

Apr. 16, 1996 [JP] Japan 8-10919

[51] LOC (6) Cl. **14-03**

[52] U.S. Cl. **D14/241**

[58] Field of Search D14/140, 142, D14/149-151, 218, 240, 241; 379/164, 165, 419, 420, 428, 440, 433-436, 441, 442, 156

[56] **References Cited**

U.S. PATENT DOCUMENTS

- D. 271,394 11/1983 Brown et al. D14/241
- D. 271,763 12/1983 Brown et al. D14/241
- D. 306,027 2/1990 Gagnon D14/149 X
- D. 312,461 11/1990 Ando .
- D. 315,564 3/1991 Kido et al. D14/142 X
- D. 317,920 7/1991 Fuqua D14/241
- D. 321,873 11/1991 Ando D14/151

- D. 328,300 7/1992 Hattori et al. D14/241
- D. 340,057 10/1993 Wetzel et al. .
- D. 374,674 10/1996 Elkins et al. D14/241
- D. 375,100 10/1996 Toh D14/241
- 3,928,732 12/1975 Simon et al. 379/164
- 4,394,545 7/1983 Doyle et al. 379/440

OTHER PUBLICATIONS

B. A. Pargh 1992 Spring/Summer Catalog, Extension Console at top left of the right side of the page, p. 331. VA-82430; DSS/BLF Console. Nov. 9, 1988.

Primary Examiner—Jeffrey Asch
Attorney, Agent, or Firm—Oblon, Spivak, McClelland, Maier & Neustadt, P.C.

[57] **CLAIM**

The ornamental design for a function-extended unit for telephone, as shown and described.

DESCRIPTION

FIG. 1 is a front, top and left side perspective view of a function-extended unit for telephone, showing my new design;
FIG. 2 is a front elevational view thereof;
FIG. 3 is a top plan view thereof;
FIG. 4 is a right side elevational view thereof; the opposite side being a mirror image;
FIG. 5 is a rear elevational view thereof; and,
FIG. 6 is a bottom plan view thereof.

1 Claim, 1 Drawing Sheet

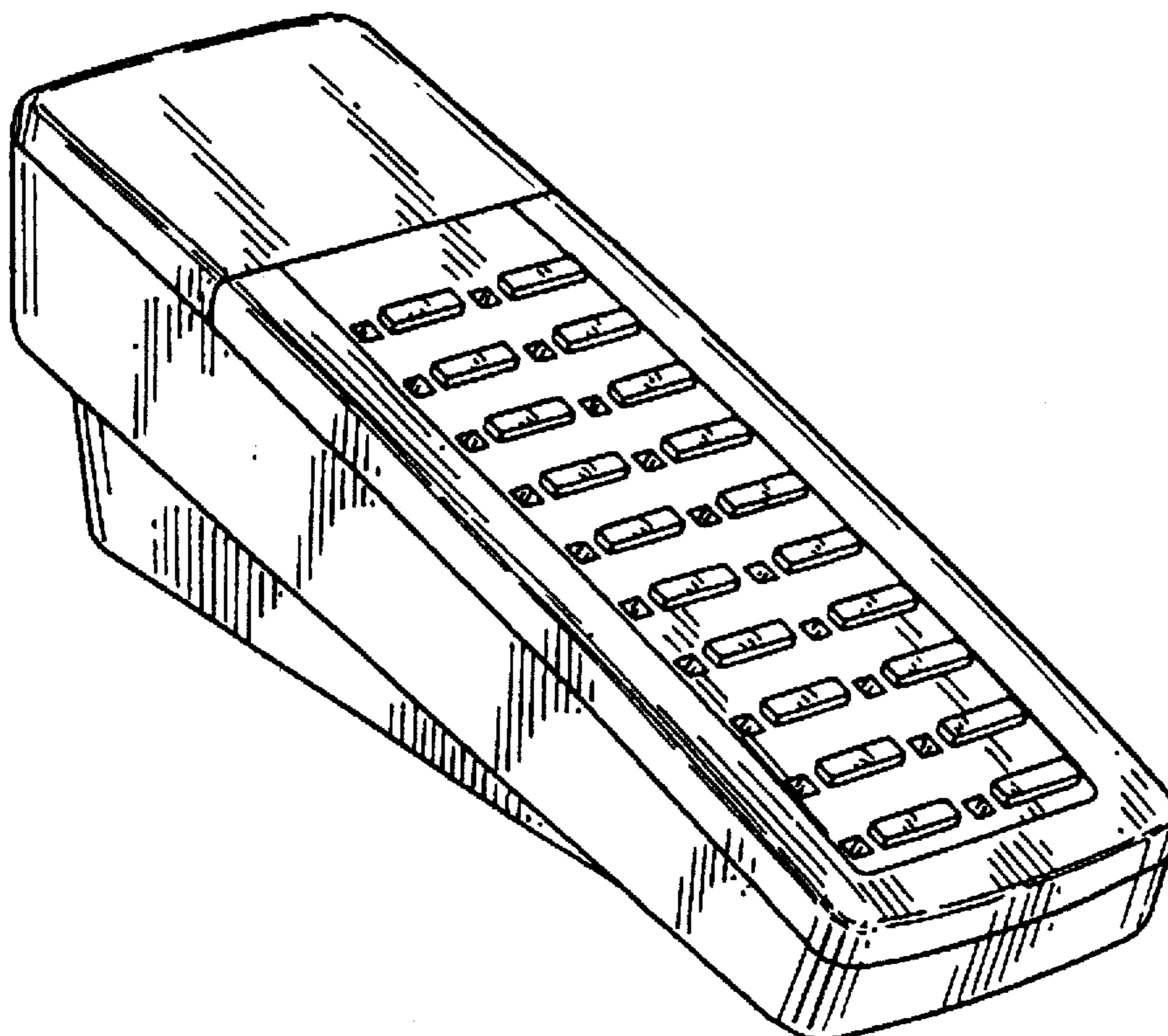


FIG. 5




FIG. 6




FIG. 2

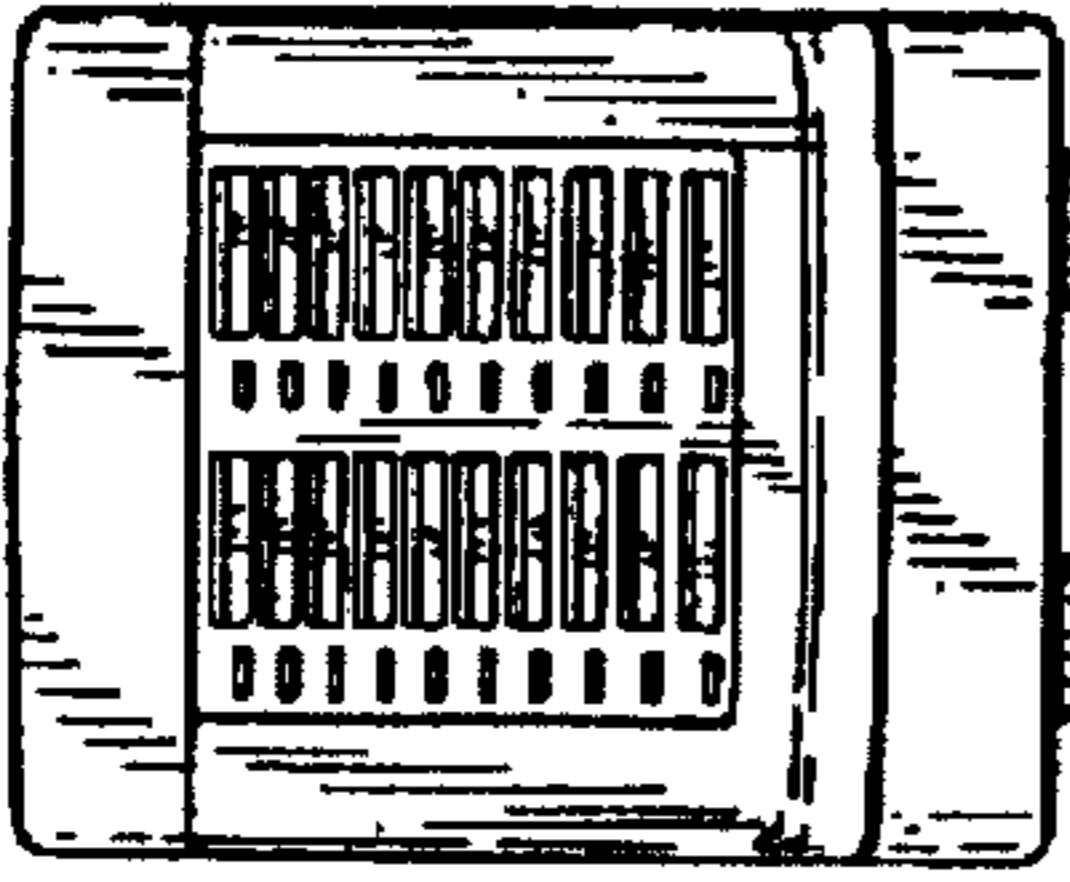


FIG. 3

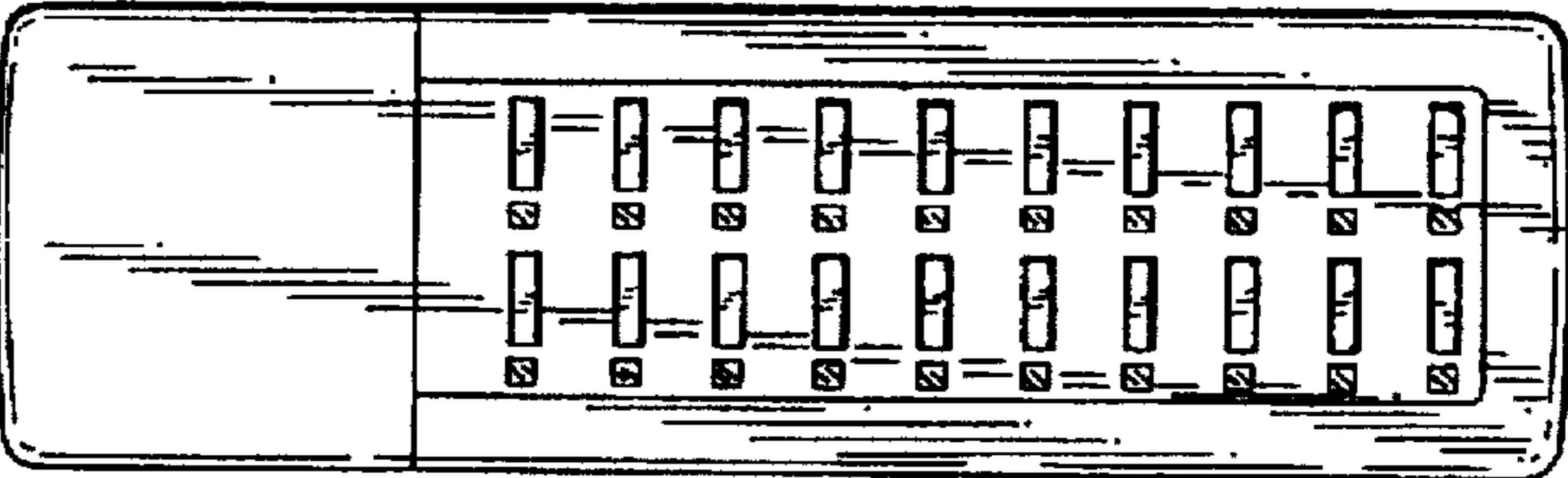


FIG. 1

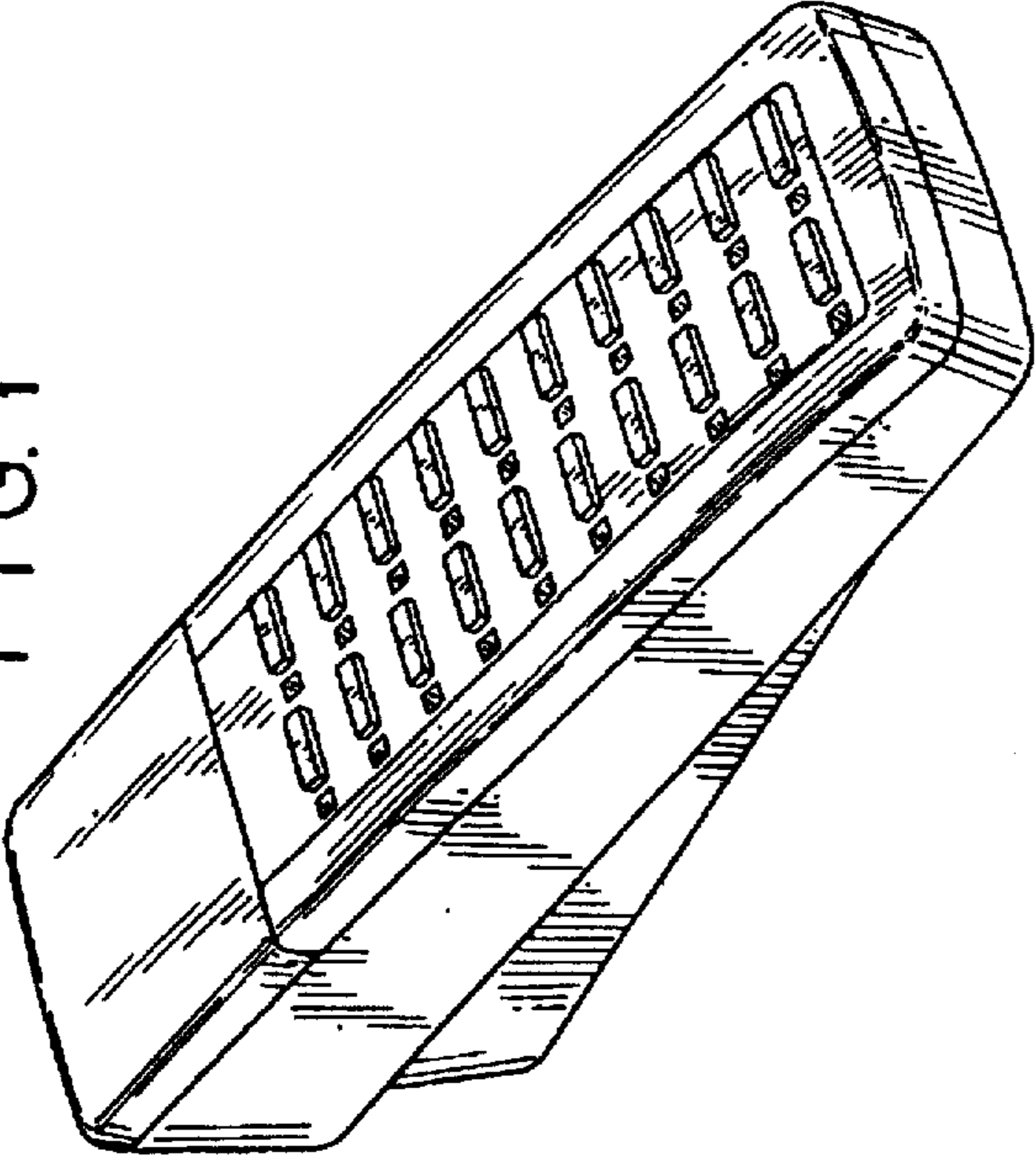


FIG. 4

