

US00D388087S

United States Patent [19]

Diamantis et al.

[11] Patent Number: **Des. 388,087**

[45] Date of Patent: ****Dec. 23, 1997**

[54] **TELEPHONE BASE**

[75] Inventors: **Perry W. Diamantis**, East Brunswick;
Donovan M. Folkes, Somerset, both of
N.J.; **James Edward McCay**, Fairfield,
Conn.; **Sebastian J. Messina, Jr.**,
Fredon, N.J.

[73] Assignee: **Lucent Technologies Inc.**, Murray Hill,
N.J.

[**] Term: **14 Years**

[21] Appl. No.: **55,211**

[22] Filed: **May 31, 1996**

[51] LOC (6) Cl. **14-03**

[52] U.S. Cl. **D14/151**

[58] Field of Search D14/140, 142,
D14/143, 241, 149-151, 240, 101, 147,
148; 379/419, 420, 428, 440, 454, 455,
434-436, 433; D21/111

[56] **References Cited**

U.S. PATENT DOCUMENTS

- D. 285,071 8/1986 Pushelberg D14/150
- D. 292,580 11/1987 Wang D14/151
- D. 300,628 4/1989 Wu D14/151

- D. 321,187 10/1991 Yang D14/143 X
- D. 346,383 4/1994 Mehle-Hohnjec et al. D14/150
- D. 349,899 8/1994 Siddoway et al. D14/151
- D. 351,164 10/1994 Siddoway et al. D14/149
- D. 352,944 11/1994 Lee D14/151
- D. 358,387 5/1995 Tokiyama D14/149
- 4,747,135 5/1988 Banko 379/455 X

Primary Examiner—Jeffrey Asch
Attorney, Agent, or Firm—Samuel R. Williamson

[57] **CLAIM**

The ornamental design of a telephone base, as shown and described.

DESCRIPTION

FIG. 1 is a top, front and right side perspective view of a telephone base showing our new design; FIG. 2 is a top plan view thereof; FIG. 3 is a bottom plan view thereof; FIG. 4 is a front elevational thereof; FIG. 5 is a rear elevation thereof; FIG. 6 is a left side elevation thereof; and, FIG. 7 is a right side elevation thereof. The broken line showings throughout the views are for illustrative purposes only and form no part of the claimed design.

1 Claim, 5 Drawing Sheets

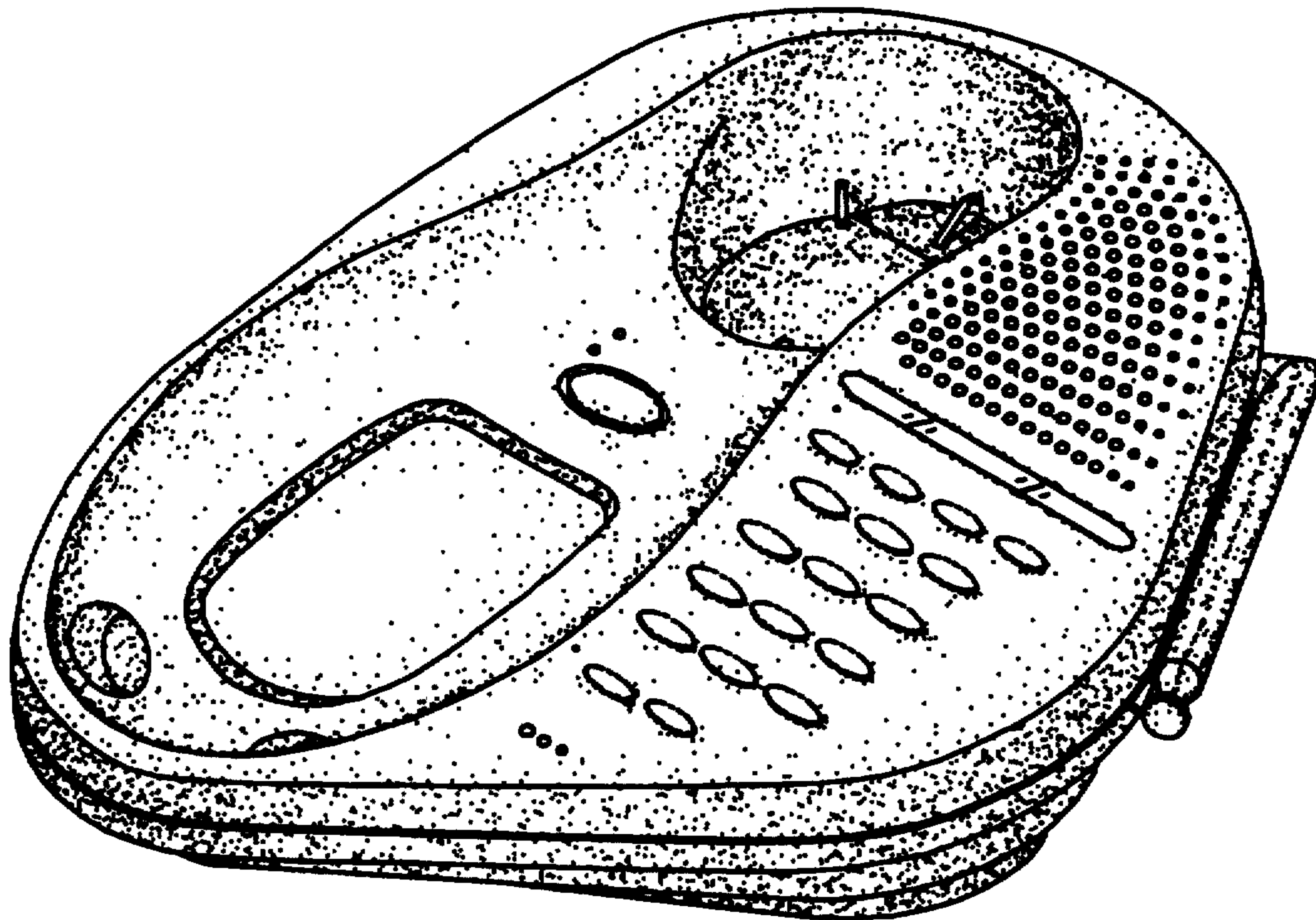


FIG. 1

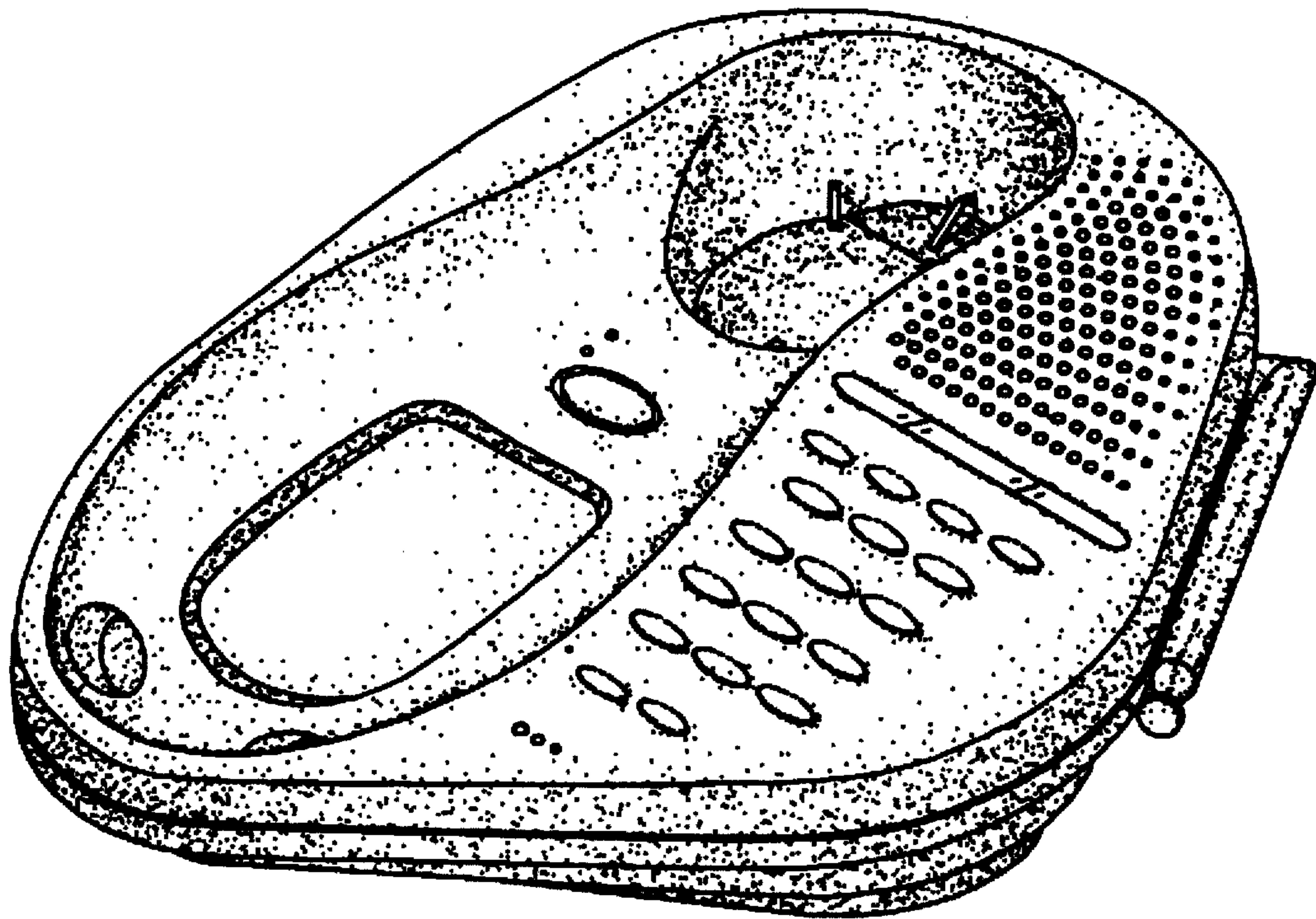


FIG. 2

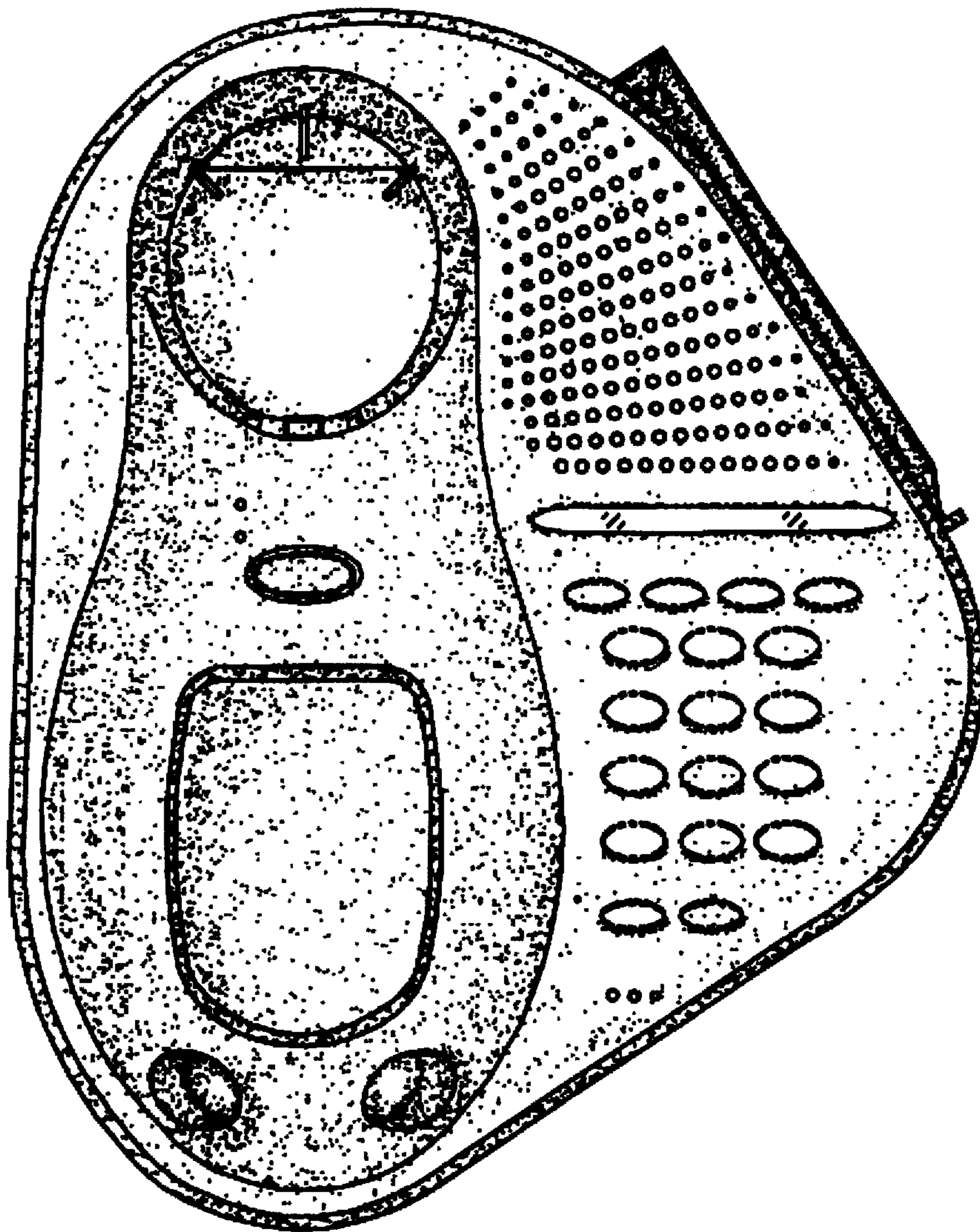


FIG. 3

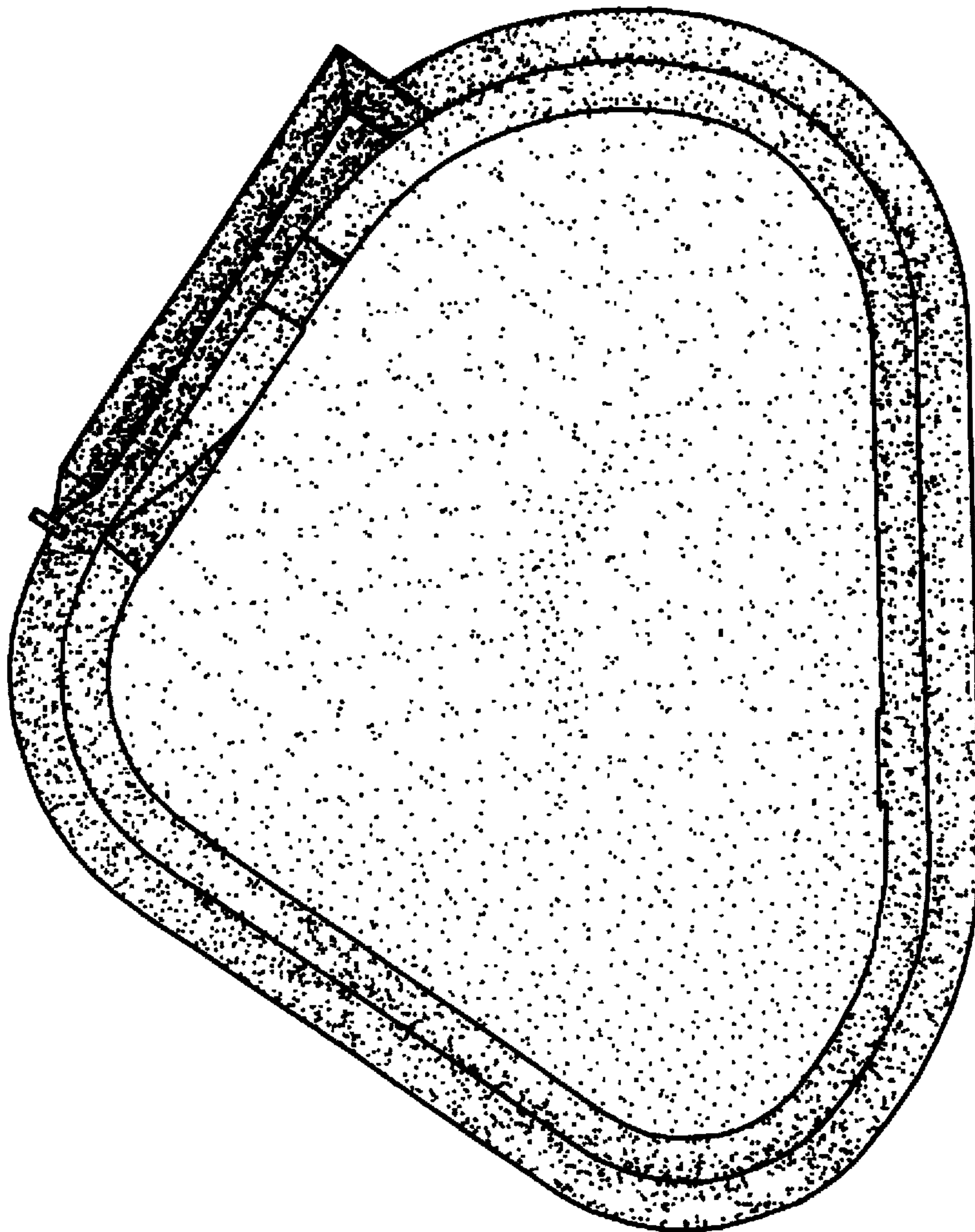


FIG. 4




FIG. 5




FIG. 6

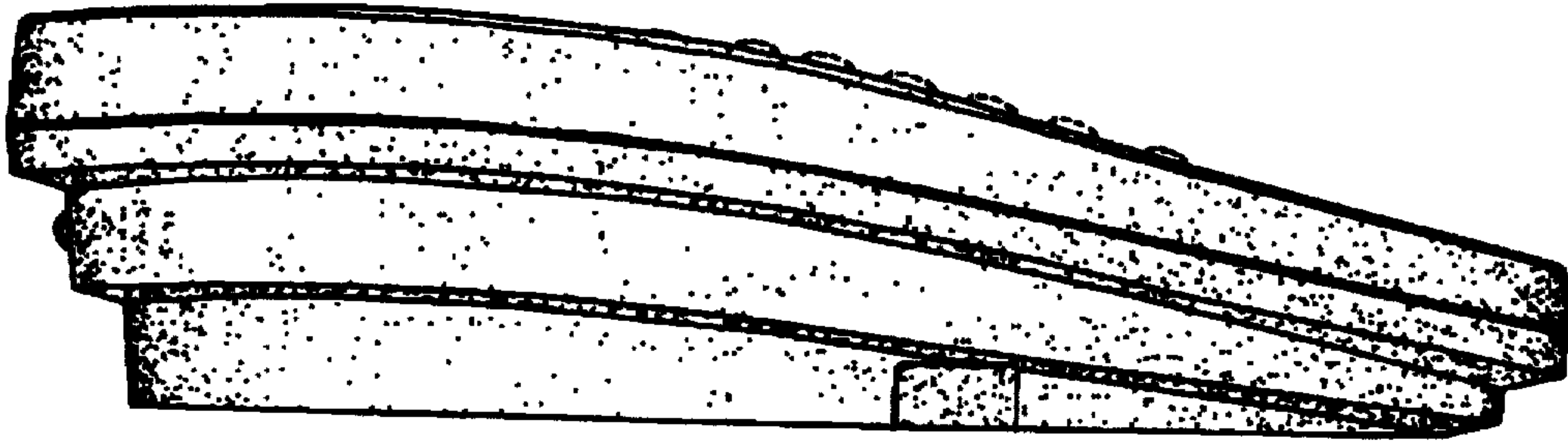


FIG. 7

