

US00D388055S

United States Patent [19]
Mariotta

[11] **Patent Number:** **Des. 388,055**
[45] **Date of Patent:** ****Dec. 23, 1997**

[54] **CONTROL CONSOLE FOR MAN-OPERATED MACHINE HAVING TILTABLE DISPLAY**

[75] **Inventor:** **Marco Mariotta, Losone, Switzerland**

[73] **Assignee:** **Agie, A.G. für Industrielle Elektronik, Losone, Switzerland**

[**] **Term:** **14 Years**

[21] **Appl. No.:** **59,144**

[22] **Filed:** **Sep. 16, 1996**

[30] **Foreign Application Priority Data**

Mar. 14, 1996 [XH] Hague Agreement DM/035980

[51] **LOC (6) Cl.** **13-03**

[52] **U.S. Cl.** **D13/163; D15/138; D10/103**

[58] **Field of Search** **D6/419; D10/103, D10/94, 102, 122-125; D13/162, 163; D14/217; D17/99; 248/461**

[56] **References Cited**

U.S. PATENT DOCUMENTS

D. 346,286 4/1994 Caponigro et al. D6/419
D. 364,854 12/1995 Palermo D10/103 X

Primary Examiner—Antoine Duval Davis
Attorney, Agent, or Firm—Darby & Darby

[57] **CLAIM**

The ornamental design for a control console for man-operated machine having tiltable display, as shown and described.

DESCRIPTION

FIG. 1 is a front right-hand perspective view of the control console for man-operated machine having tiltable display showing our new design;

FIG. 2 is a back left-hand perspective view of the control console for man-operated machine having tiltable display of FIG. 1;

FIG. 3 is a back right-hand perspective view of the control console for man-operated having tiltable display of FIG. 1; FIG. 4 is a front left-hand perspective view of the control console for man-operated machine having tiltable display of FIG. 1;

FIG. 5 is a plan front view of the control console for man-operated machine having tiltable display of FIG. 1;


FIG. 6 is a plan right side view of the control console for man-operated machine having tiltable display of FIG. 1;

FIG. 7 is a plan back view of the control console for man-operated machine having tiltable display of FIG. 1;

FIG. 8 is a plan left side view of FIG. 5. of the control console for man-operated machine having tiltable display of FIG. 1; and,

FIG. 9 is a plan right side view of the operating console, with display tilted further down.

1 Claim, 5 Drawing Sheets






FIG. 1




FIG. 2




FIG. 3



FIG. 4




FIG. 5




FIG. 6




FIG. 7




FIG. 8

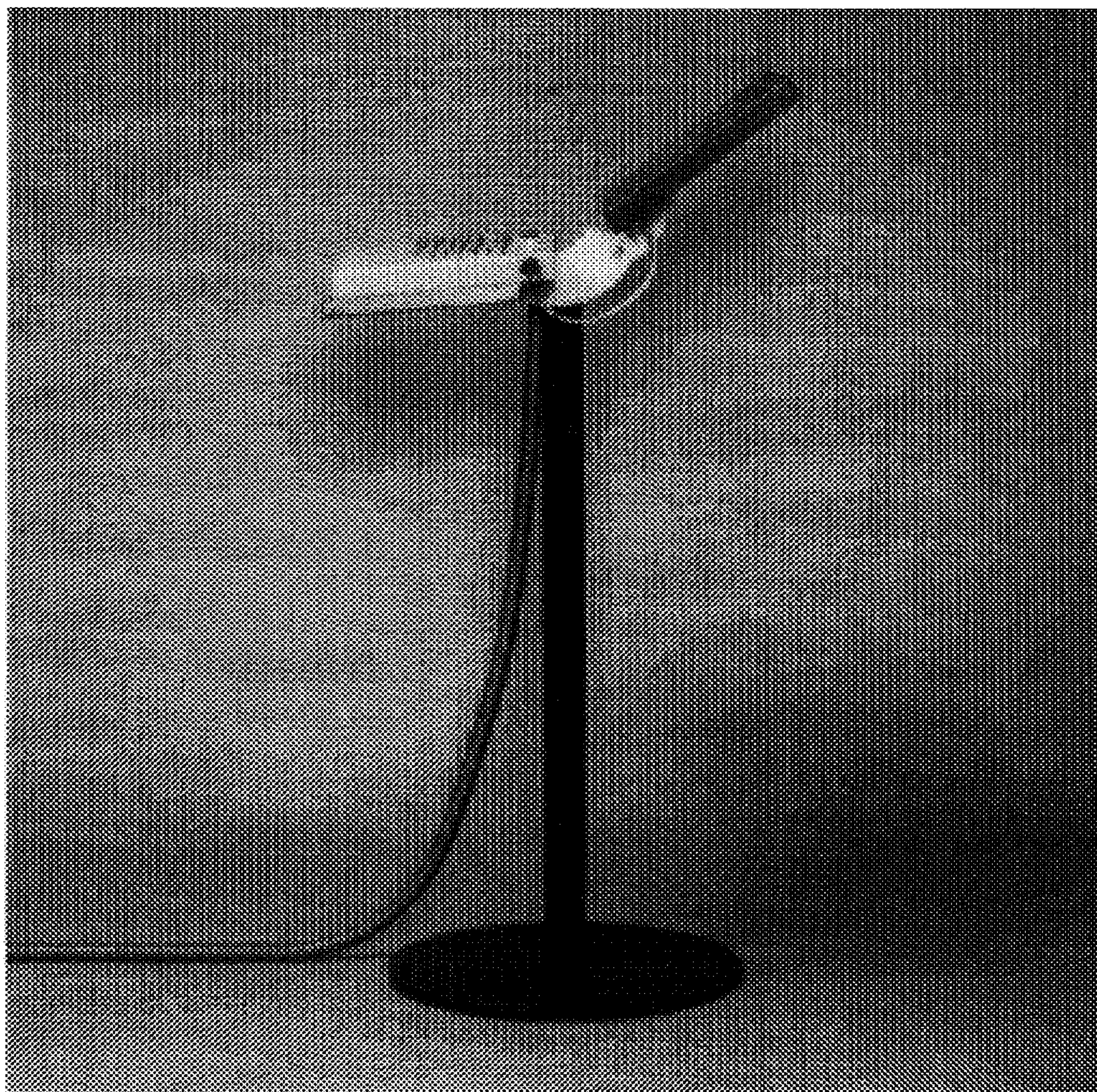


FIG. 9