



US00D388046S

United States Patent [19]
Roesianto

[11] **Patent Number:** **Des. 388,046**
[45] **Date of Patent:** ****Dec. 23, 1997**

[54] **AUTOMOBILE AND TRUCK WHEEL**

[75] **Inventor:** **Anto Roesianto**, Surabaya, Indonesia

[73] **Assignee:** **PT Prima Alloy Steel Universal**,
Sidoarjo, Indonesia

[**] **Term:** **14 Years**

- D. 360,610 7/1995 Bernoni .
- D. 360,866 8/1995 Echazabal .
- D. 361,547 8/1995 Weld .
- D. 361,976 9/1995 Echazabal .
- D. 363,910 11/1995 Chung .
- D. 363,912 11/1995 Chung .
- D. 367,460 2/1996 Chung .
- D. 367,461 2/1996 Chung .

[21] **Appl. No.:** **44,952**

[22] **Filed:** **Oct. 4, 1995**

[51] **LOC (6) Cl.** **12-16**

[52] **U.S. Cl.** **D12/209**

[58] **Field of Search** D12/209, 211;
301/64.1, 65, 37.1

OTHER PUBLICATIONS

1994 Performance Wheel, Tire & Suspension Handbook.
1995 Performance Wheel, Tire & Suspension Handbook.

Primary Examiner—James Gandy
Assistant Examiner—Stacia Sinuik

[57] **CLAIM**

The ornamental design for an automobile and truck wheel,
as shown.

[56] **References Cited**

U.S. PATENT DOCUMENTS

- D. 84,319 6/1931 Beutke .
- D. 84,320 6/1931 Beutke .
- D. 258,129 2/1981 Horikoshi .
- D. 258,503 3/1981 Semple .
- D. 267,564 1/1983 Wright .
- D. 347,203 5/1994 Buyze .
- D. 351,582 10/1994 Echazabel .

DESCRIPTION

FIG. 1 is a perspective view of an automobile and truck wheel showing my new design;
FIG. 2 is a front elevational view thereof; and,
FIG. 3 is a top plan view thereof.

1 Claim, 2 Drawing Sheets

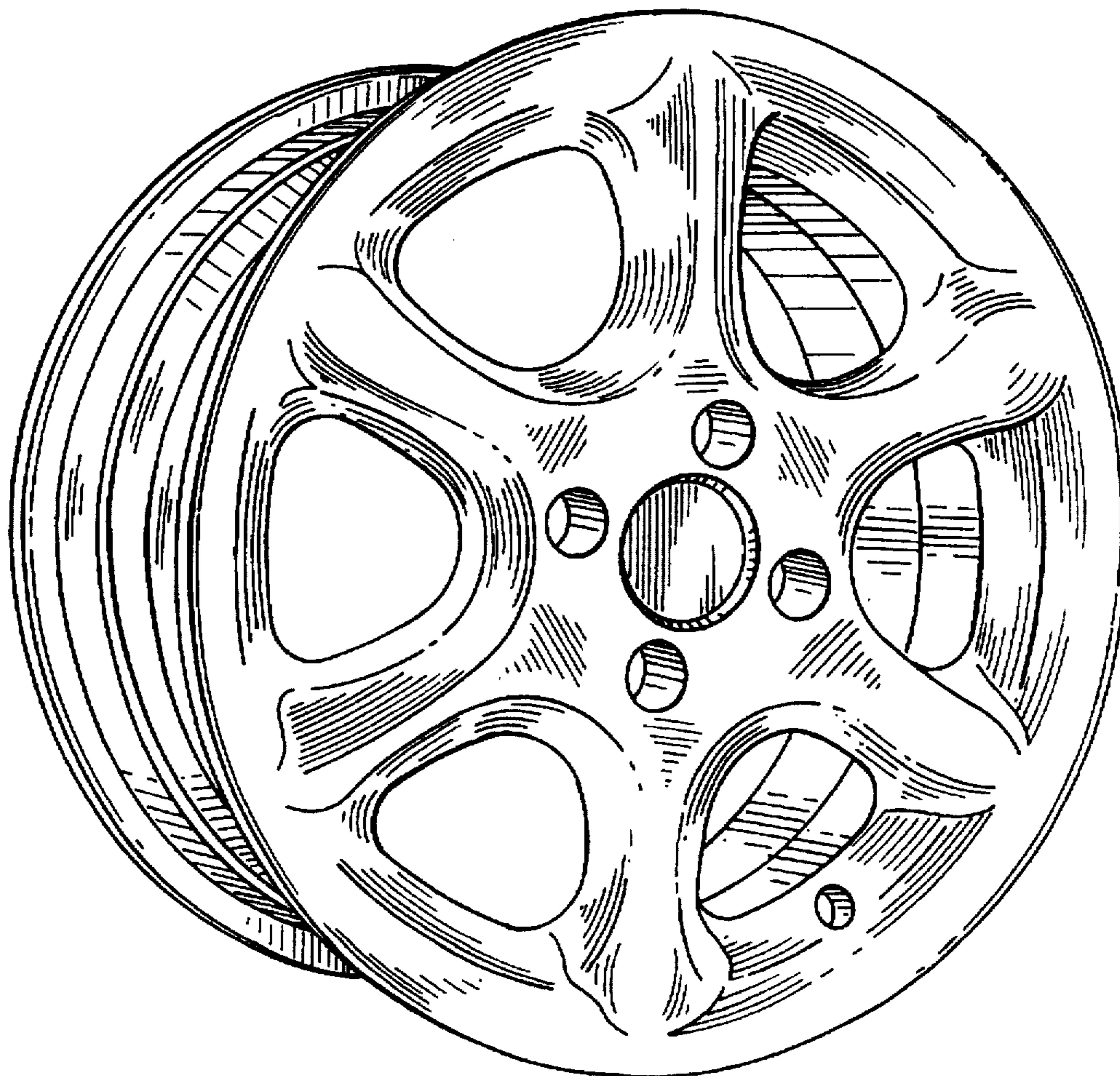
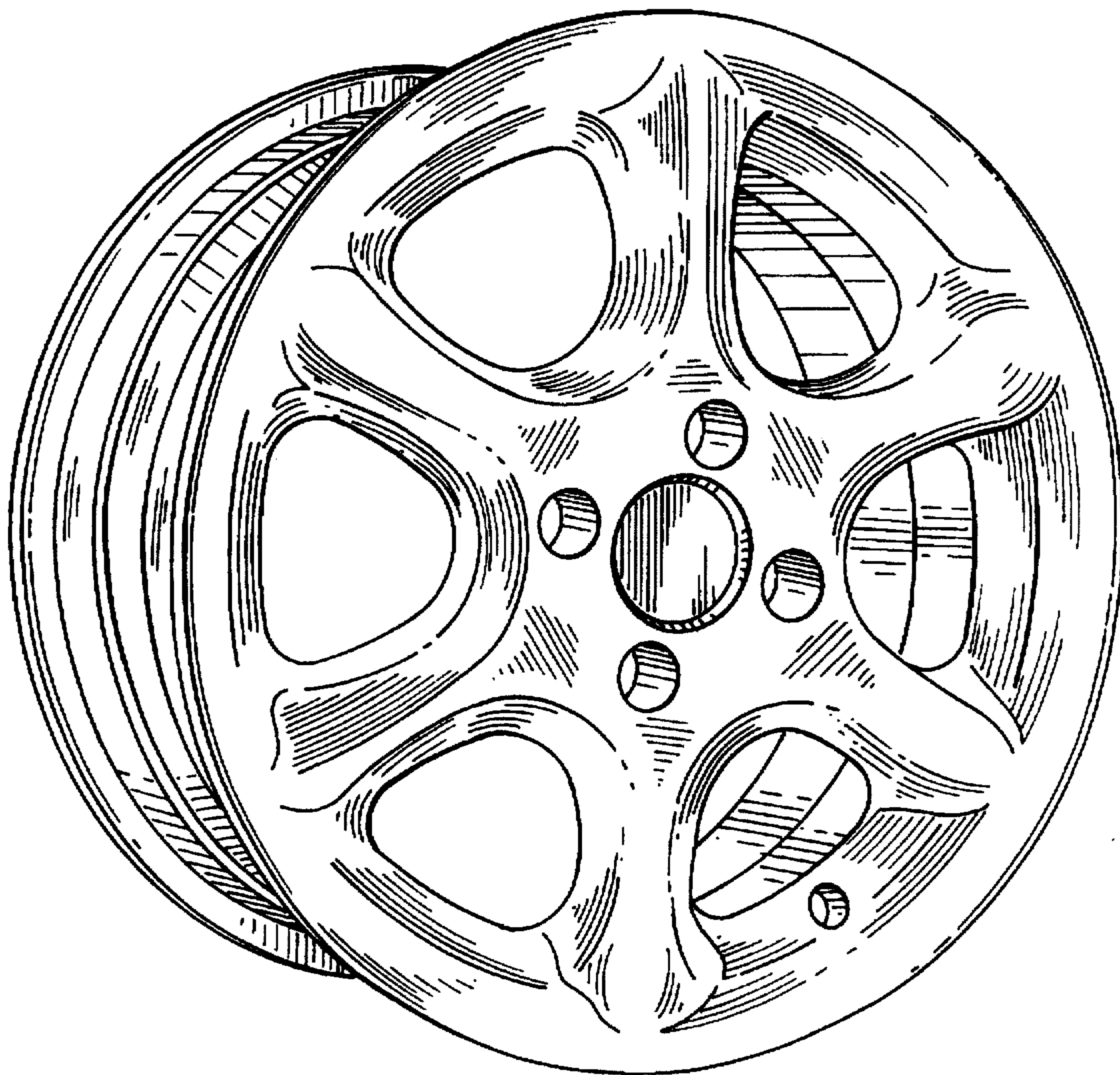


FIG. 1



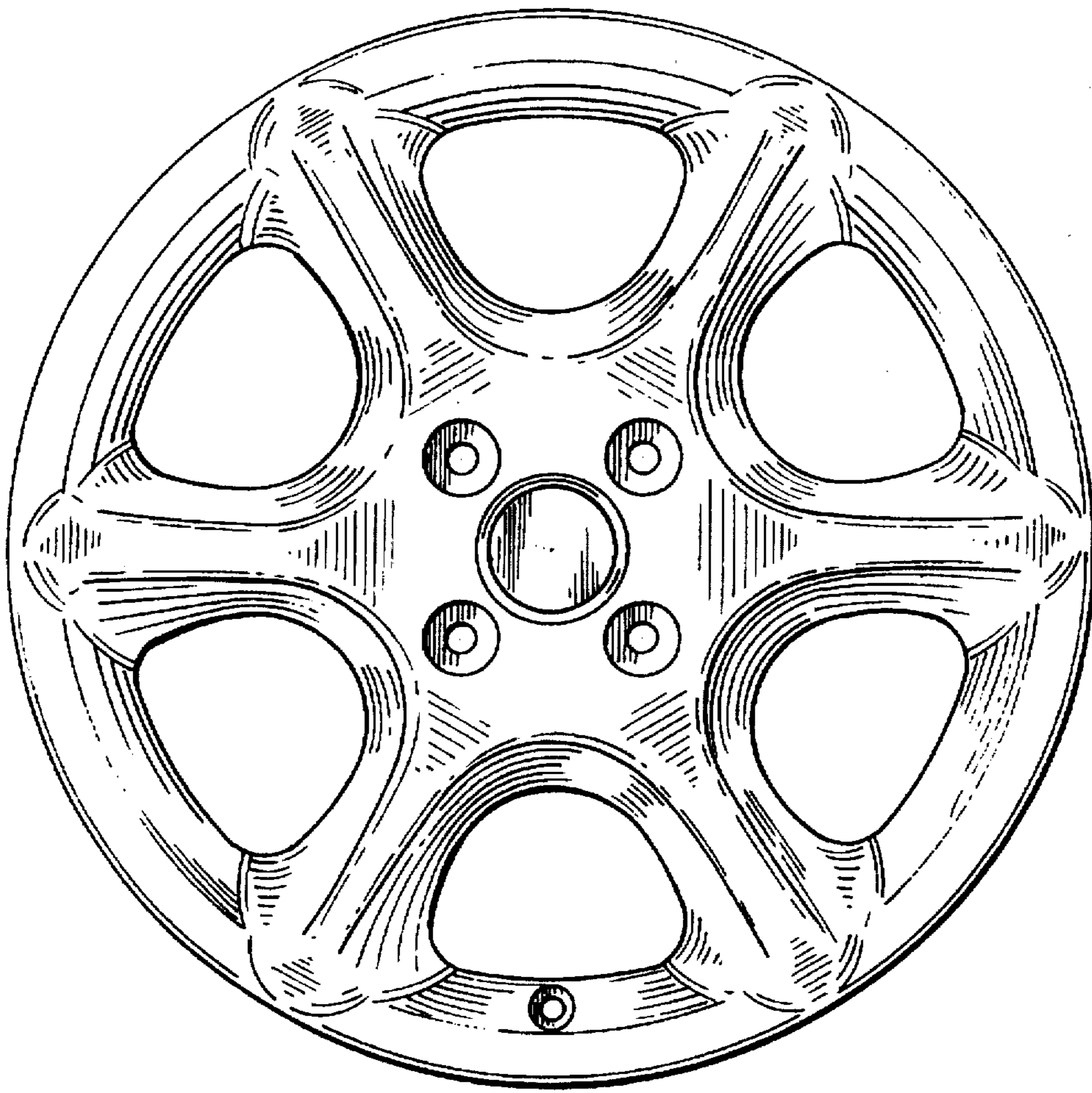


FIG. 2

FIG. 3

