



US00D388040S

United States Patent [19] de Barsy

[11] Patent Number: **Des. 388,040**

[45] Date of Patent: ****Dec. 23, 1997**

[54] TIRE TREAD

[75] Inventor: **Olivier de Barsy**, Kleinbettingen, Luxembourg

[73] Assignee: **The Goodyear Tire & Rubber Company**, Akron, Ohio

[**] Term: **14 Years**

[21] Appl. No.: **64,472**

[22] Filed: **Jan. 2, 1997**

[51] LOC (6) Cl. **12-15**

[52] U.S. Cl. **D12/147**

[58] Field of Search D12/136, 138,
D12/140-151; 152/209 A, 209 B, 209 D,
209 R, 209 NT

[56] References Cited

U.S. PATENT DOCUMENTS

D. 64,455	1/1924	Hoffstaedter .	
D. 204,535	4/1966	Anslow .	
D. 254,246	2/1980	Peron	D12/148
D. 283,697	5/1986	Candiliotis	D12/147
D. 284,179	6/1986	Kemp	D12/147
D. 295,160	4/1988	Messer	D12/147
D. 299,332	1/1989	Carretta	D12/147
D. 345,722	4/1994	Hitzky et al.	D12/146
D. 350,101	8/1994	de Barsy	D12/147
D. 350,511	9/1994	Anderson et al.	D12/147
4,336,833	6/1982	Fuzioka et al.	152/353 G
5,327,953	7/1994	Ichiki	152/209 R

FOREIGN PATENT DOCUMENTS

93-0556 9/1993 Sweden .

OTHER PUBLICATIONS

Co-Pending Docket #95306A, S.N. 29/043.329, Filed Aug. 31, 1995.

Fulda Tramp 4x4 Mix Tire, 1996 Tread Design Guide, p. 29, Jan. 1996.

Mickey Thompson Competitor Tire, 1996 Tread Design Guide, p. 50, Jan. 1996.

Yokohama AVS A+ 4 Tire, 1996 Tread Design Guide, p. 77, Jan. 1996.

Primary Examiner—James Gandy

Assistant Examiner—Robert M. Spear

Attorney, Agent, or Firm—T. P. Lewandowski

[57] CLAIM

The ornamental design for a tire tread, as shown and described.

DESCRIPTION

FIG. 1 is a perspective view of a tire tread, it being understood that the pattern repeats uniformly throughout the circumference of the tread;

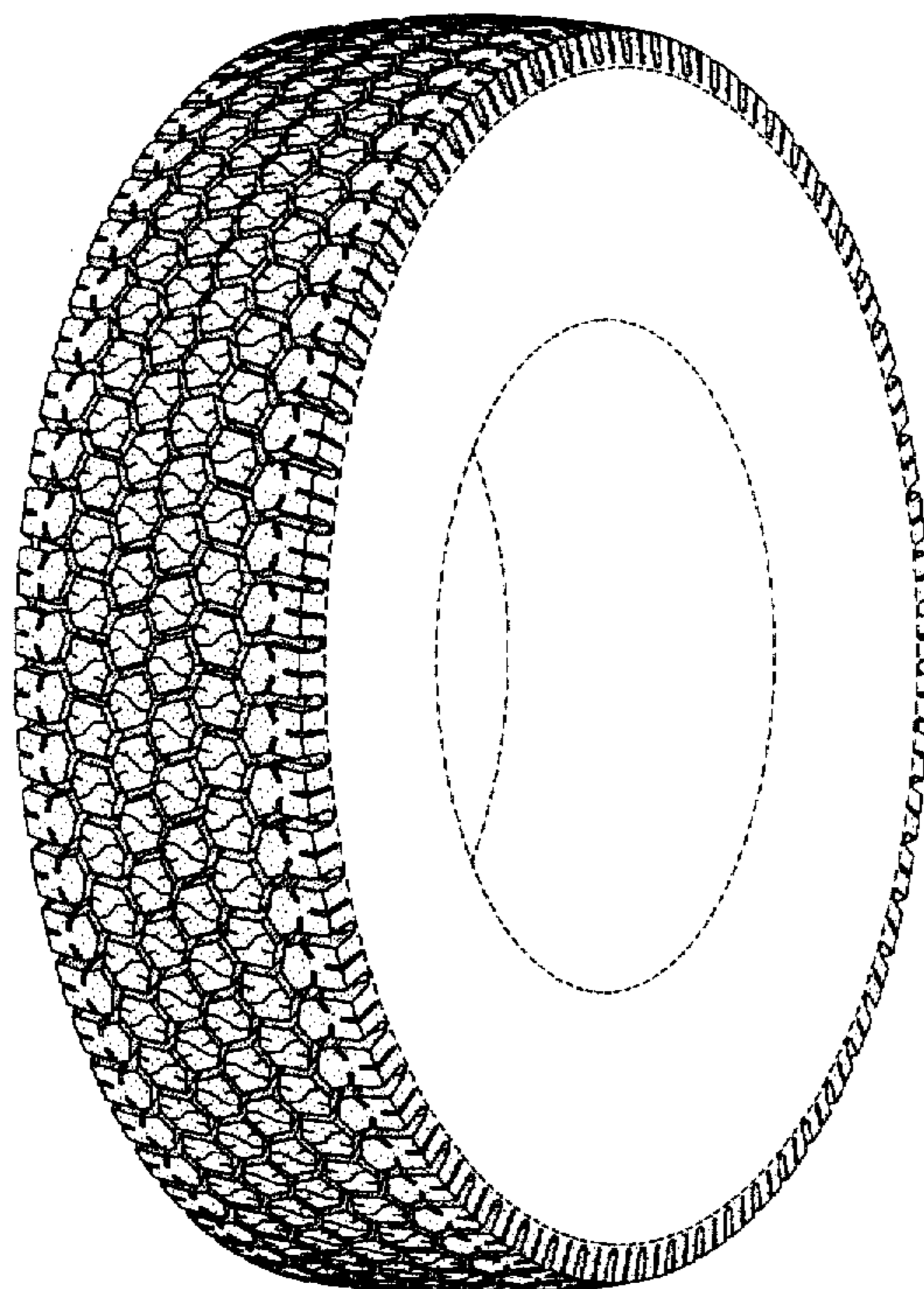
FIG. 2 is a front elevational view thereof;

FIG. 3 is a side elevational view thereof, the opposite side elevational view being identical thereto; and,

FIG. 4 is an enlarged fragmentary front perspective view thereof.

In the drawings, the broken lines defining the inner bead of the sidewall and the peripheral boundary between the tire tread and the sidewall are for illustrative purposes only and form no part of the claimed design.

1 Claim, 4 Drawing Sheets



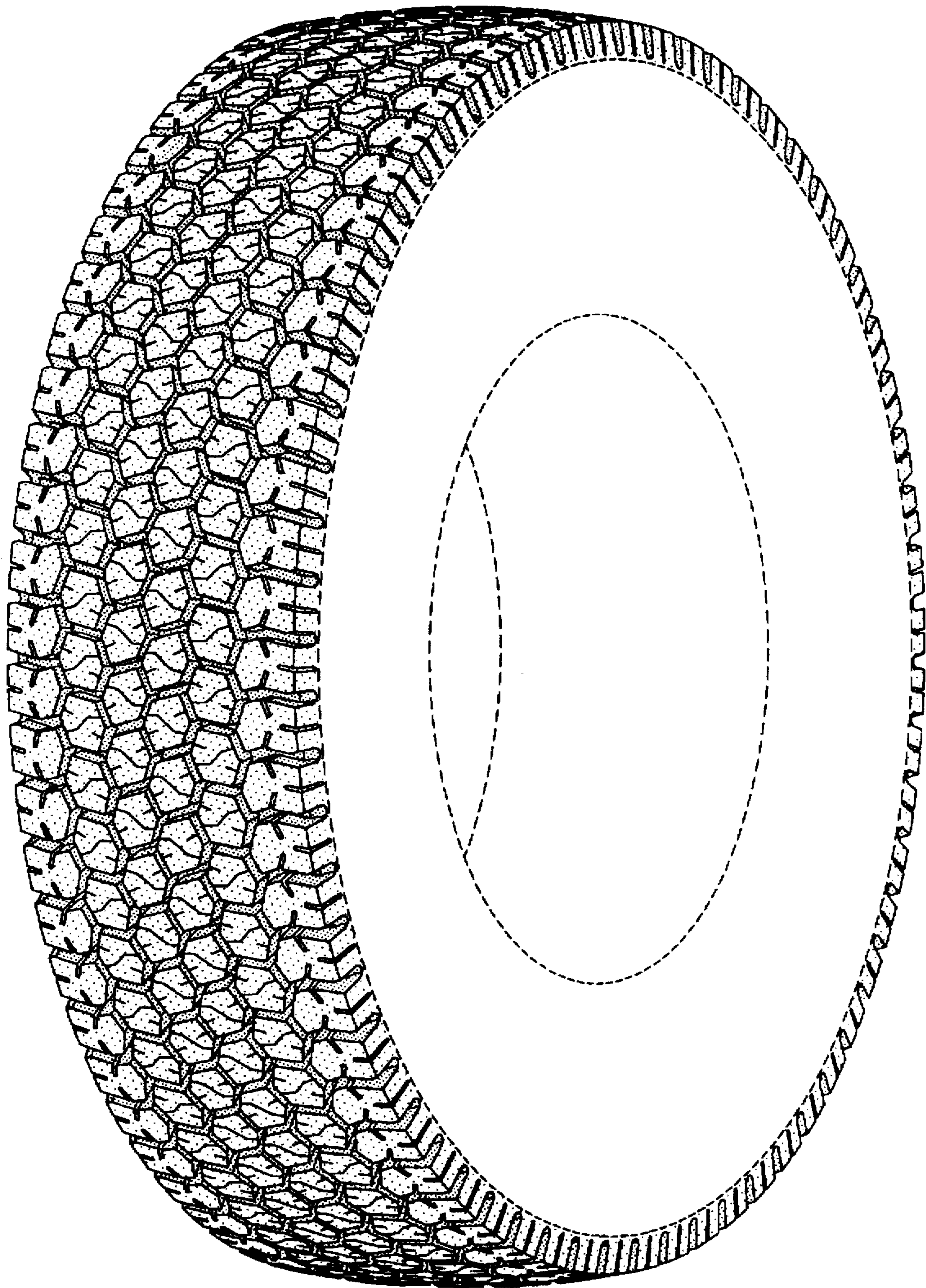


FIG-1




FIG-2

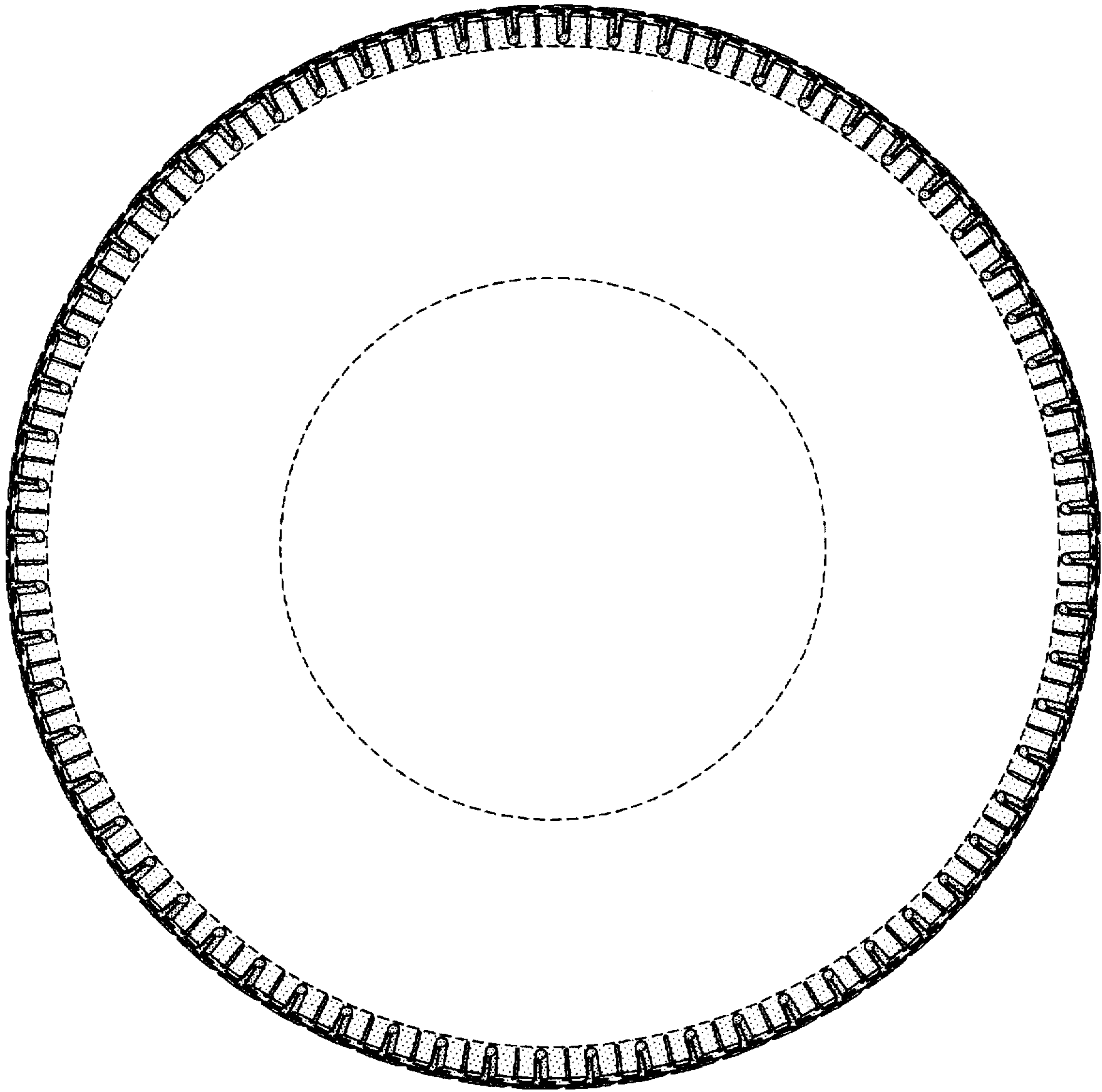


FIG-3

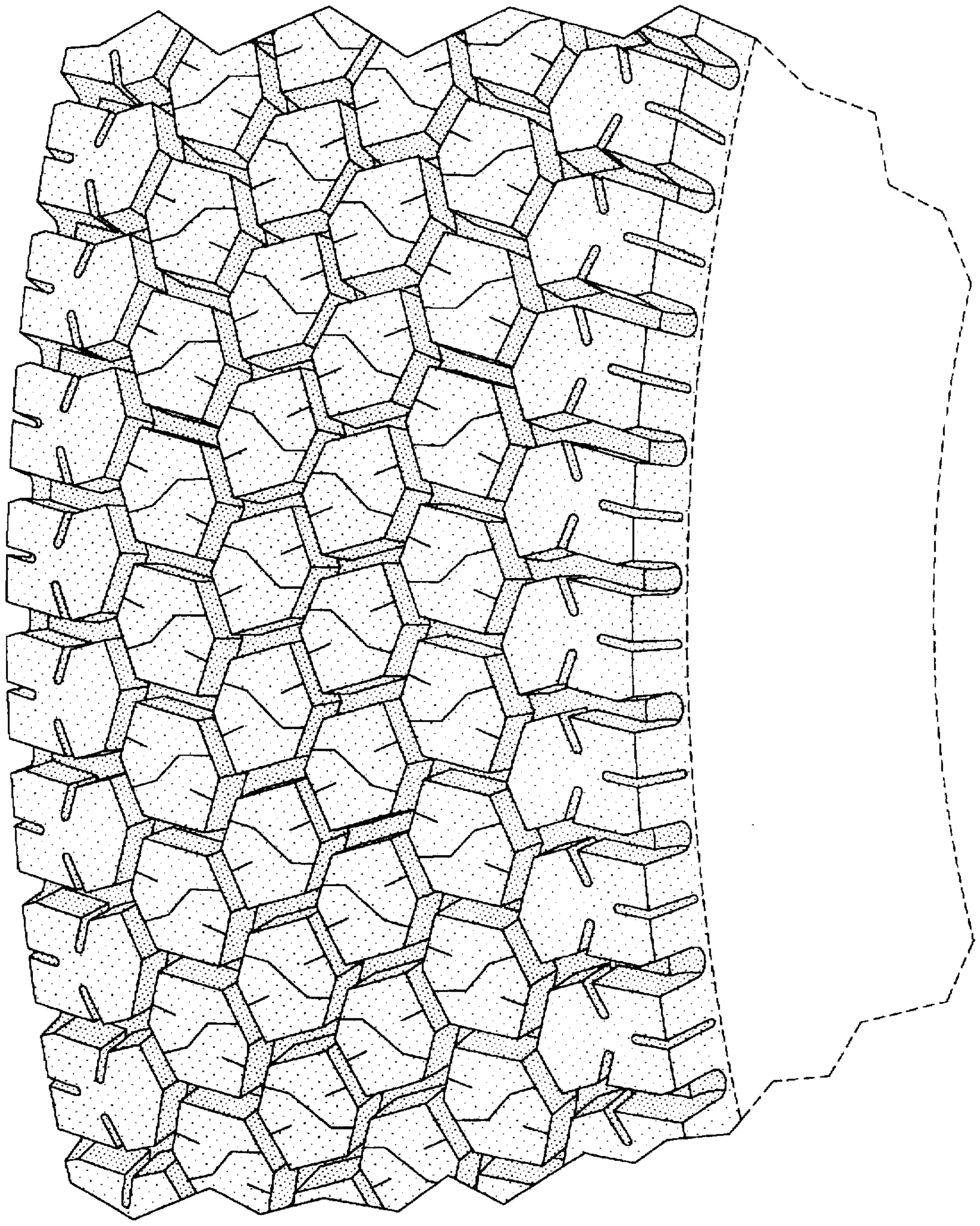


FIG-4