



US00D388036S

United States Patent [19]

Labbe et al.

[11] Patent Number: **Des. 388,036**

[45] Date of Patent: ****Dec. 23, 1997**

[54] **TIRE HEAD**

[75] Inventors: **Christian Labbe, Meix-Le-Tige; Claude Lardo, Walzing, both of Belgium**

[73] Assignee: **The Goodyear Tire & Rubber Company, Akron, Ohio**

[**] Term: **14 Years**

[21] Appl. No.: **59,648**

[22] Filed: **Jul. 1, 1996**

[51] LOC (6) Cl. **12-15**

[52] U.S. Cl. **D12/147**

[58] Field of Search **D12/136, 138, D12/140-151; 152/209 A, 209 B, 209 D, 209 R, 209 NT**

[56] **References Cited**

U.S. PATENT DOCUMENTS

D. 204,535	4/1966	Anslow	D12/151
D. 254,542	3/1980	Hitzky	D12/151
D. 315,538	3/1991	Graas	D12/149
D. 320,774	10/1991	Gebert et al.	D12/151
D. 344,056	2/1994	Graas et al.	D12/151

FOREIGN PATENT DOCUMENTS

93-0556 9/1993 Sweden .

OTHER PUBLICATIONS

Co-op Pacemark M/S Tire, 1995 Tread Design Guide, p. 16, Jan. 1995.

Cooper Discover Radials AST Tire, 1995 Tread Design Guide, p. 17 Jan. 1995.

Goodyear Ultra Grip 300 Tire, 1995 Tread Design Guide, p. 34 Jan. 1995

Kelly-Springfield Mariner 600 Tire, 1995 Tread Design Guide, p. 39 Jan. 1995

Medalist Liberator II+ Tire, 1995 Tread Design Guide, p. 45 Jan. 1995.

Goodyear Unisteel G124 Tire, 1995 Tread Design Guide, p. 94 Jan. 1995.

"1996 Tread Design Guide", p. 97, Goodyear Unisteel G124.

Commercial Tire—Ultra Grip 2, Goodyear, no date given.

Primary Examiner—James Gandy

Assistant Examiner—Robert M. Spear

Attorney, Agent, or Firm—T P Lewandowski

[57] **CLAIM**

The ornamental design for a tire tread as shown and described.

DESCRIPTION

FIG. 1 is a perspective view of a tire tread showing our new design, it being understood that the pattern is repeated uniformly throughout the circumference of the tread;

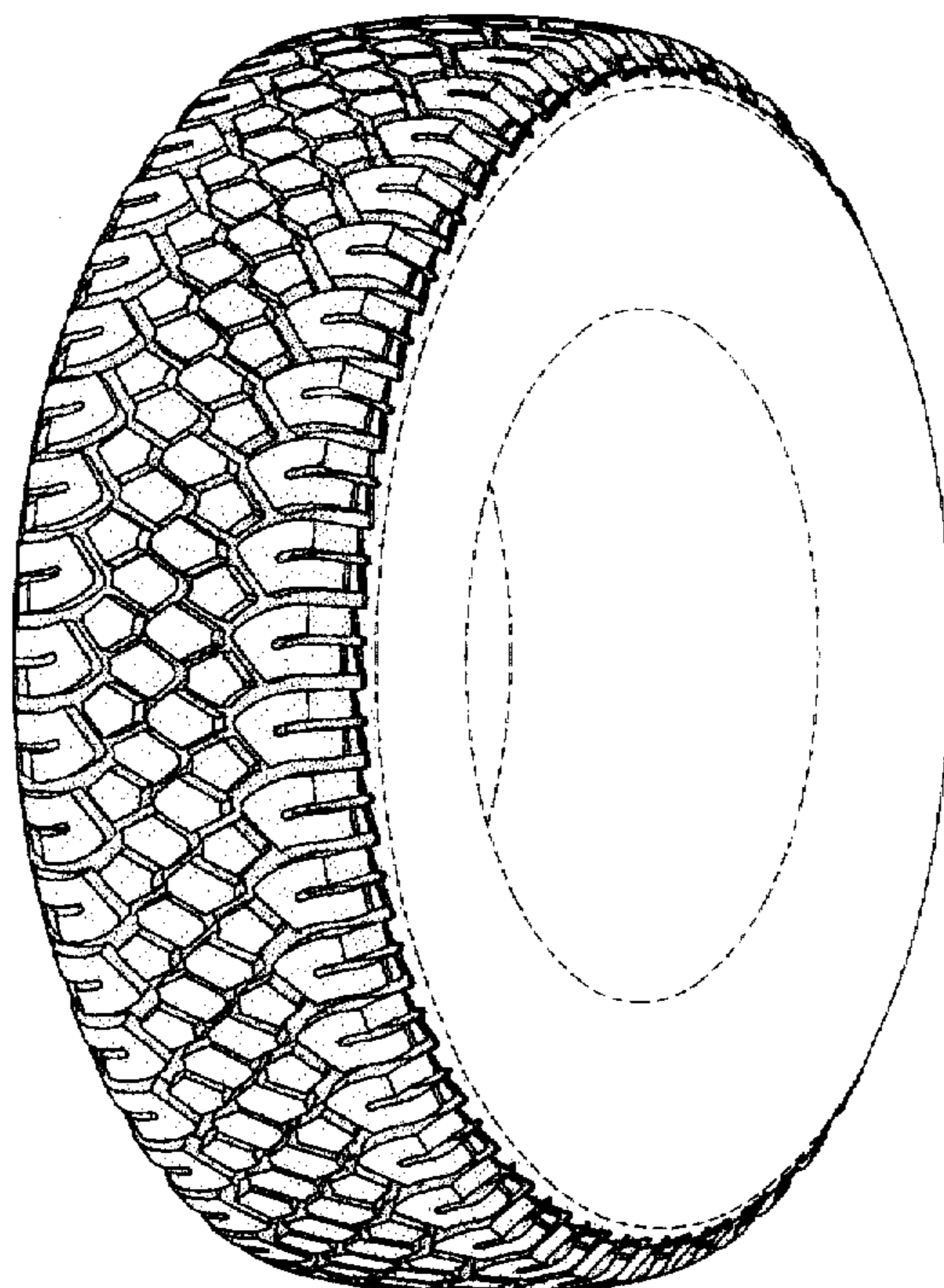
FIG. 2 is a front elevational view thereof;

FIG. 3 is a side elevational view thereof, the opposite side elevational view being identical thereto; and,

FIG. 4 is an enlarged fragmentary front view thereof.

In the drawings, the broken lines defining the tire inner bead and the peripheral boundary between the tire tread and the sidewall are for illustrative purposes only and form no part of the claimed design.

1 Claim, 4 Drawing Sheets



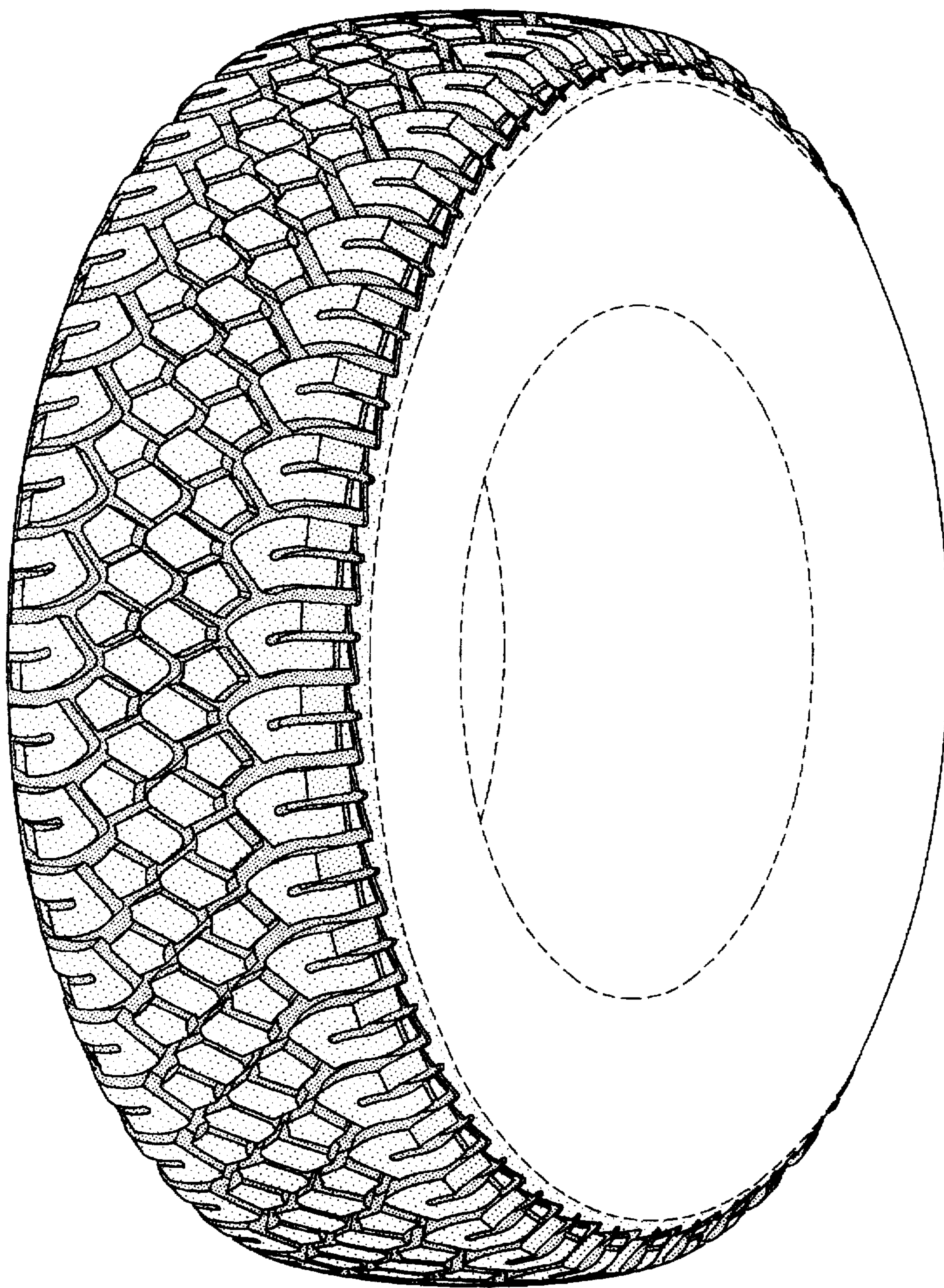


FIG-1

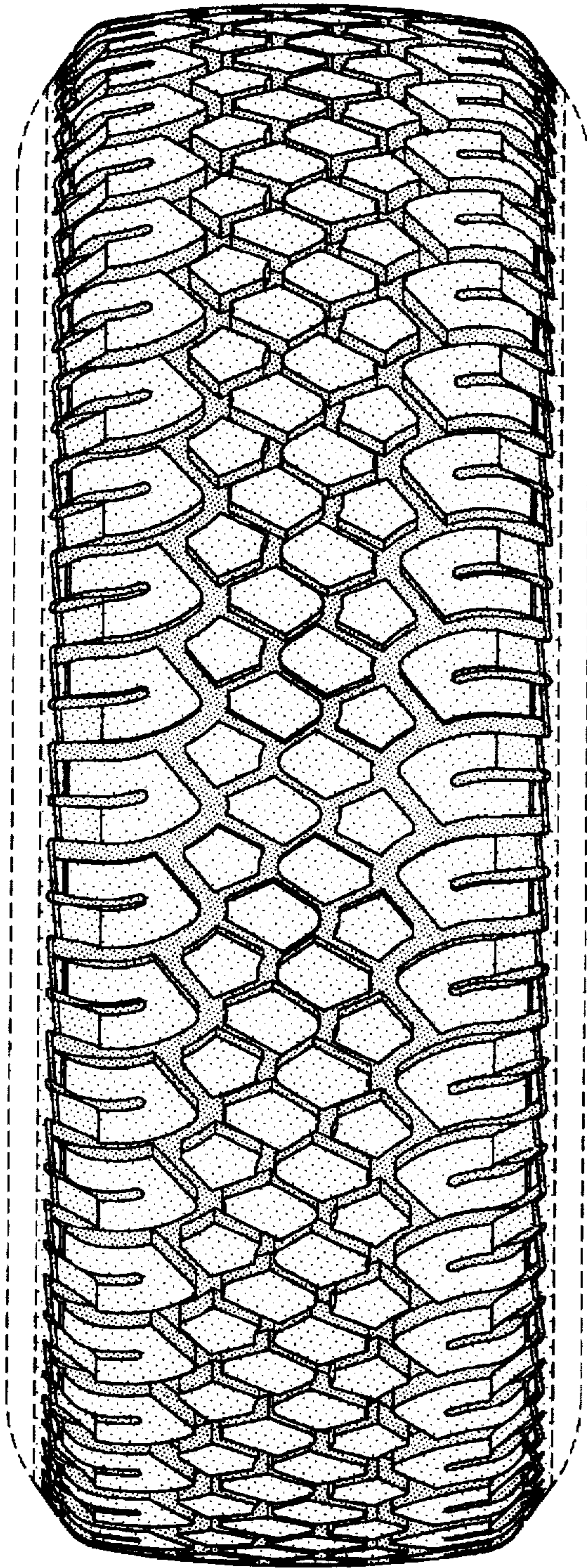


FIG-2

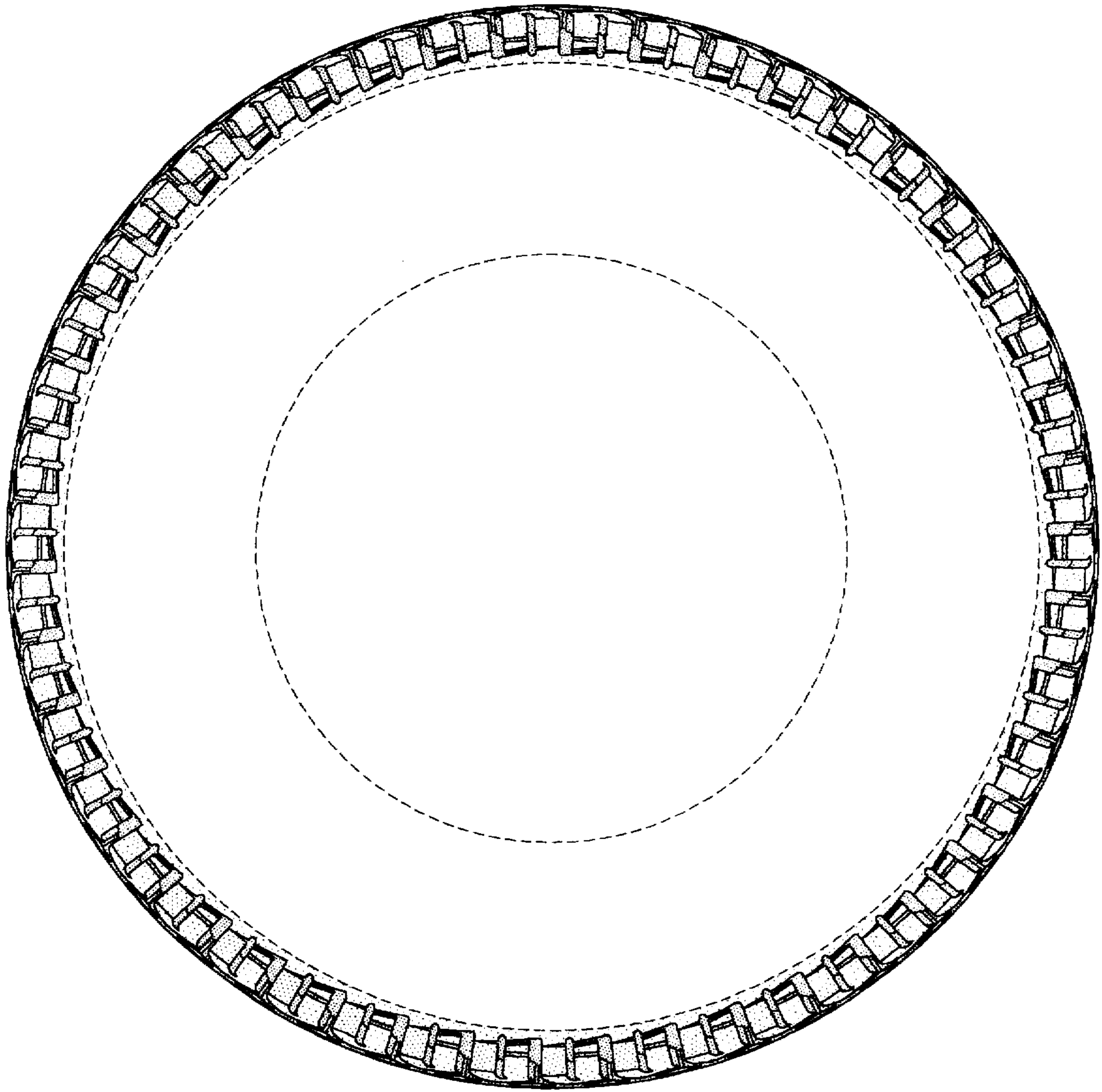


FIG-3

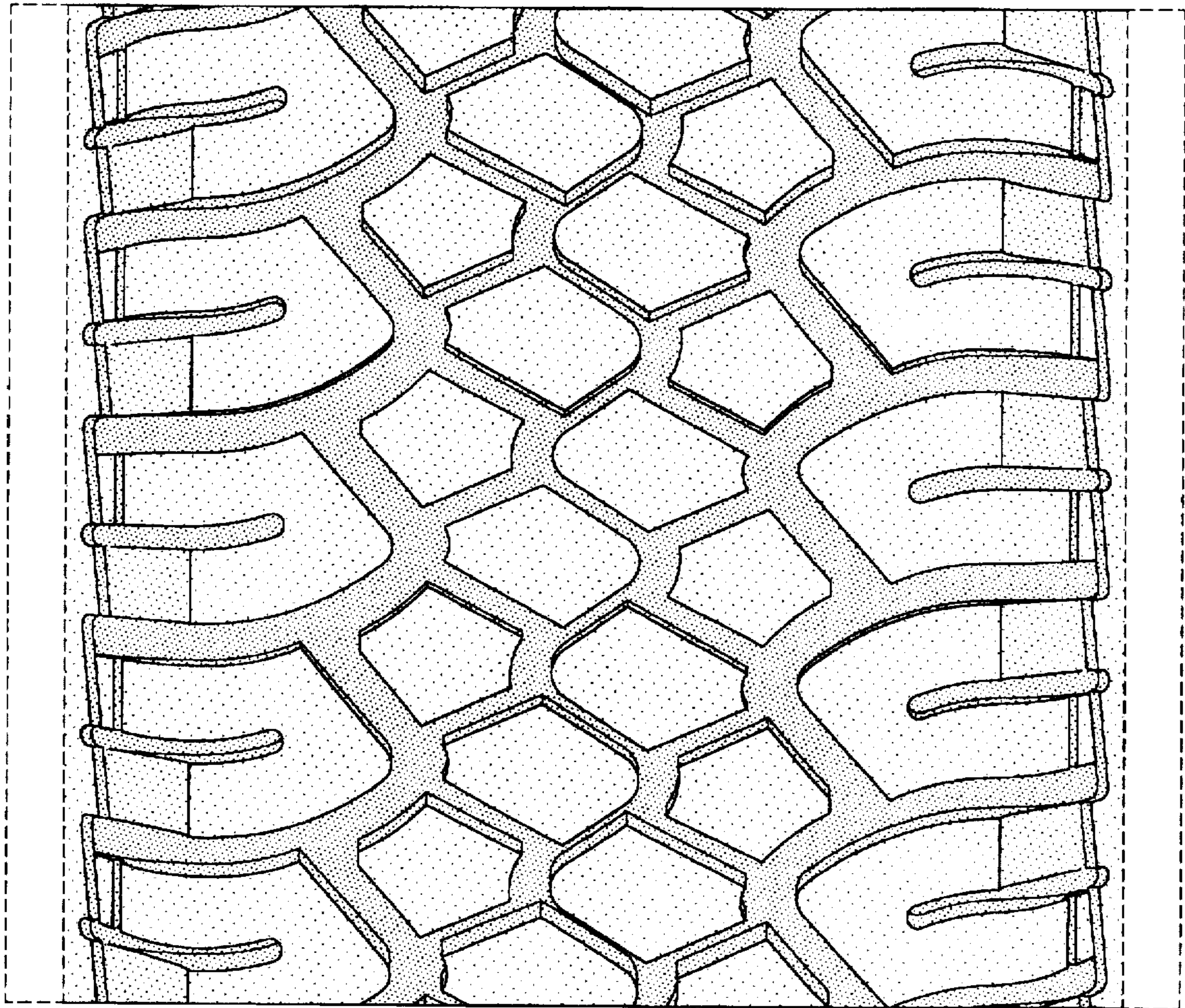


FIG-4