



US00D388031S

United States Patent [19]

Loeffler et al.

[11] Patent Number: Des. 388,031

[45] Date of Patent: ***Dec. 23, 1997

[54] TIRE TREAD

[75] Inventors: **Ronald Lawrence Loeffler**, Akron;
Deborah Lynn Young, Copley; **Daniel Edward Schuster**, North Royalton, all of Ohio

[73] Assignee: **The Goodyear Tire & Rubber Company**, Akron, Ohio

[*] Notice: The portion of the term of this patent subsequent to Feb. 27, 2010, has been disclaimed.

[**] Term: 14 Years

[21] Appl. No.: 49,453

[22] Filed: Jan. 25, 1996

[51] LOC (6) Cl. 12-15

[52] U.S. Cl. D12/143

[58] Field of Search D12/136, 138,
D12/141, 143, 146-151; 152/209 A, 209 D,
209 R

[56] **References Cited**

U.S. PATENT DOCUMENTS

D. 171,203	12/1953	Hawkinson	D12/141
D. 208,897	10/1967	DeYoung et al.	D12/141
D. 223,599	5/1972	Busch et al.	D12/141
D. 253,642	12/1979	Amarger	12/142
D. 260,142	8/1981	Takigawa et al.	12/146
D. 288,914	3/1987	Hinkel et al.	12/143
D. 290,941	7/1987	Matsuda	12/142
D. 304,557	11/1989	Ochiai	12/146
D. 317,427	6/1991	Enoki et al.	12/143
D. 317,737	6/1991	Enoki et al.	12/143
D. 318,035	7/1991	Enoki et al.	12/143
D. 352,487	11/1994	Paulin et al.	12/143
D. 367,447	2/1996	Hammond et al.	D12/143
4,619,300	10/1986	Tokunaga et al.	152/209
4,630,661	12/1986	Stelzer	152/209
4,697,627	10/1987	Mitsutake	152/209
4,724,878	2/1988	Kabe et al.	152/209
4,735,247	4/1988	Makino et al.	152/209

4,890,658	1/1990	Kabe	152/209
5,246,049	9/1993	Ramcke et al.	152/209
5,289,862	3/1994	Schuster	152/209 R
5,373,881	12/1994	Enoki	152/209

FOREIGN PATENT DOCUMENTS

803515	of 1990	Japan	.
3253408	11/1991	Japan	.
3258602	11/1991	Japan	.
11138	8/1990	Rep. of Korea	.

OTHER PUBLICATIONS

- Federal Taxi King Tire, Tread Design Guide, p. 23, Jan. 1994.
- Bridgestone R230 Tire, Tread Design Guide, p. 74, Jan. 1994.
- Federal Maha Steel 293 Tire, Tread Design Guide, p. 86, Jan. 1994.
- Bridgestone R187F Tire, Tread Design Guide, p. 124, Jan. 1995.
- Firestone T-589 Radial Tire, Tread Design Guide, p. 134, Jan. 1995.
- Danzig F-3 Tubless Tire, Tread Design Guide, p. 169, Jan. 1995.
- Flexcure Low Profile Radial Truck Retread, Tread Design Guide, p. 233, Jan. 1995.
- R66 Truck Tire, Tire Review, p. 38, Apr. 1995.
- Co-Pending Application SN 29/026,189, Filed Jul. 26, 1994.
- Co-Pending Application SN 29/045, 835, Filed Oct. 31, 1995.

Primary Examiner—James Gandy
Assistant Examiner—Robert Spear
Attorney, Agent, or Firm—T. P. Lewandowski

[57] **CLAIM**

The ornamental design for a tire tread, as shown and described.

DESCRIPTION

FIG. 1 is a perspective view of a tire tread, it being understood that the pattern is repeated uniformly throughout the circumference of the tread;
FIG. 2 is a front elevational view thereof;

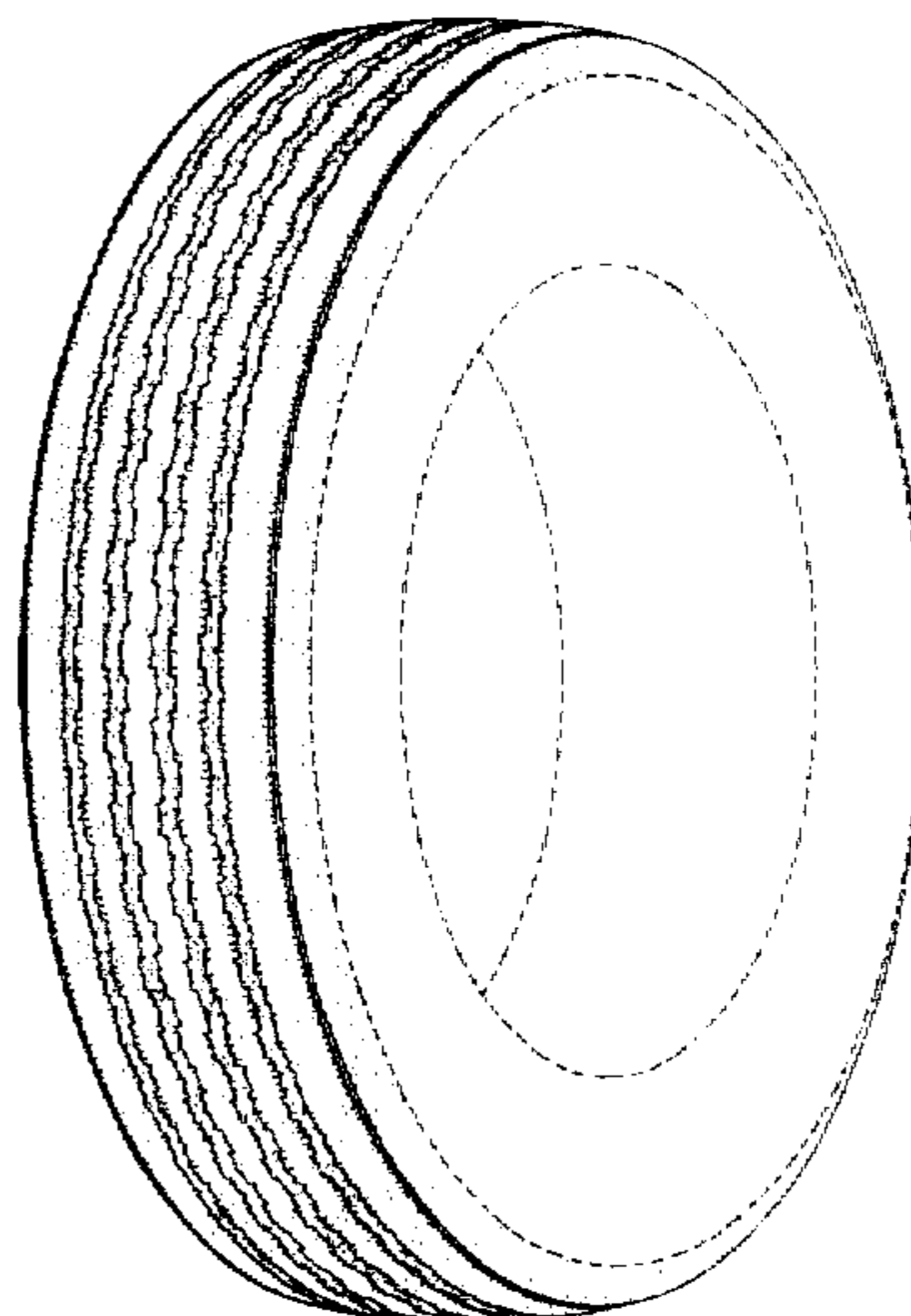


FIG. 3 is a side elevational view thereof the opposite side elevational view being a mirror image thereof; and, FIG. 4 is an enlarged fragmentary front view thereof. In the drawings, the broken lines defining the inner bead of the sidewall and the peripheral boundary between the tire

tread and the sidewall are for illustrative purposes only and form no part of the claimed design.

1 Claim, 4 Drawing Sheets

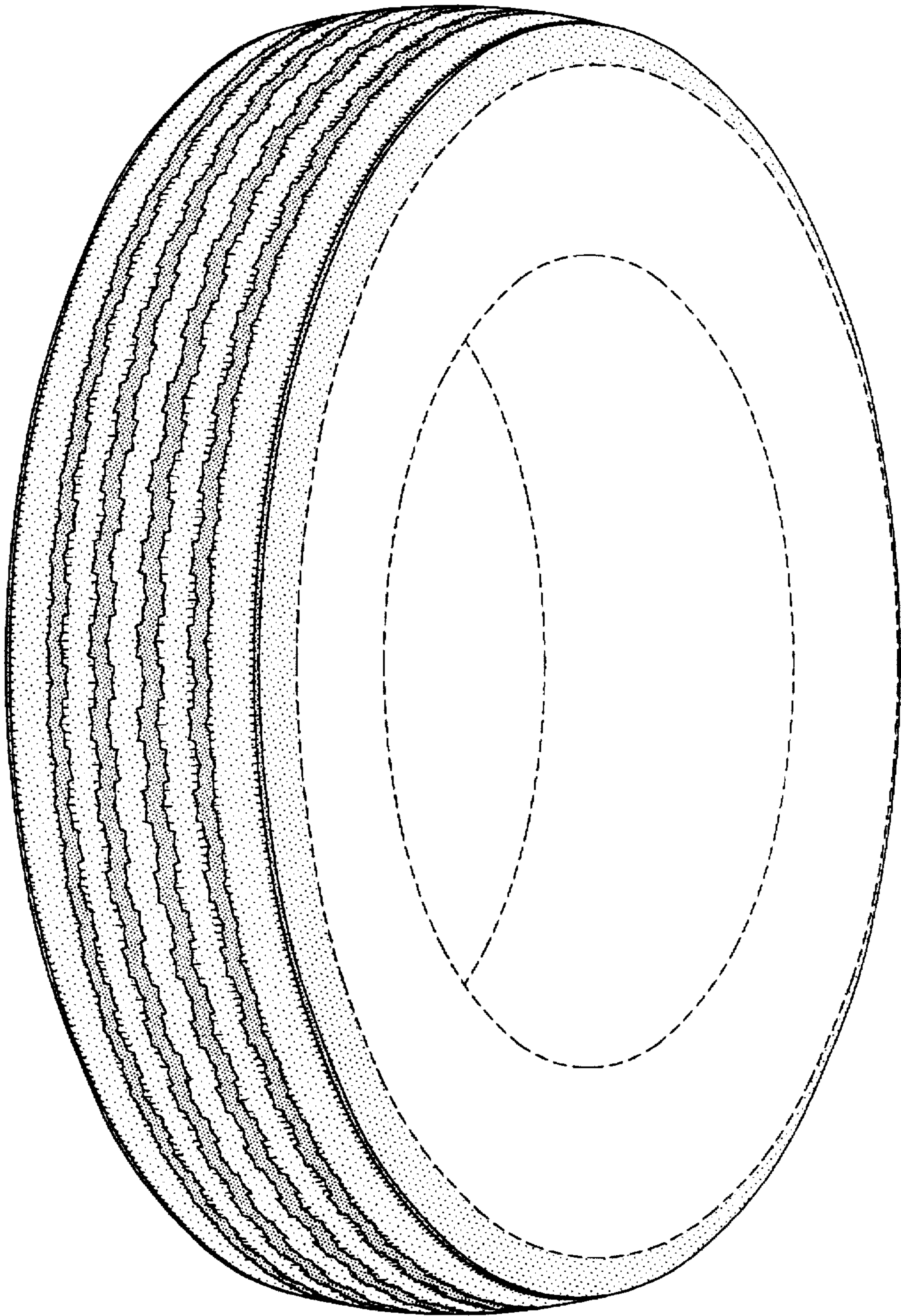


FIG-1




FIG-2




FIG-3

