



US00D388014S

United States Patent [19]
Koumi

[11] **Patent Number:** **Des. 388,014**
[45] **Date of Patent:** *****Dec. 23, 1997**

[54] **JEWELRY PENDANT**

[76] **Inventor:** **Afram Koumi**, 17 Alwyn Tr.,
Rutherford, N.J. 07070

[*] **Notice:** The portion of the term of this patent
subsequent to Sep. 16, 2011, has been
disclaimed.

[**] **Term:** **14 Years**

[21] **Appl. No.:** **54,847**

[22] **Filed:** **May 23, 1996**

[51] **LOC (6) Cl.** **11-01**

[52] **U.S. Cl.** **D11/83; D11/53**

[58] **Field of Search** **D11/1, 2, 40-49,**
D11/53-59, 79-83, 95-101; 63/1.1, 2, 12,
13; D8/395

[56] **References Cited**

U.S. PATENT DOCUMENTS

57,349 3/1866 Juenemann D11/83

D. 139,137	10/1944	Gravitt	D11/53
D. 139,141	10/1944	Gravitt	D11/53
D. 145,666	10/1946	Katz	D11/53
D. 246,961	1/1978	Buchanan	D11/83
D. 260,086	8/1981	Lambert	D11/53
D. 286,013	10/1986	Adams	D8/395
D. 366,282	1/1996	Adams	D8/395

Primary Examiner—Ralf Seifert
Attorney, Agent, or Firm—Darby & Darby

[57] **CLAIM**

The ornamental design for a jewelry pendant, as shown and described.

DESCRIPTION

FIG. 1 is a perspective view of a jewelry pendant showing my new design;

FIG. 2 is a top view of the jewelry pendant;

FIG. 3 is a front and/or back view of the jewelry pendant;

FIG. 4 is a view from either sided of the jewelry pendant;

FIG. 5 is a bottom view of the jewelry pendant.

1 Claim, 1 Drawing Sheet






FIG. 2




FIG. 1




FIG. 3



FIG. 4



FIG. 5