



US00D388012S

United States Patent [19]

Matye

[11] Patent Number: **Des. 388,012**

[45] Date of Patent: ****Dec. 23, 1997**

[54] **EARRING**

[76] Inventor: **Randy P. Matye**, 6102 Ridge Vale, San Antonio, Tex. 78250

[**] Term: **14 Years**

[21] Appl. No.: **44,143**

[22] Filed: **Sep. 19, 1995**

D. 281,867	12/1985	Swesey et al.	D11/99
D. 305,311	1/1990	Roberts	D11/48
D. 346,343	4/1994	Haugh	D11/44

OTHER PUBLICATIONS

Jim Dunlop Accessories Cat. Jan. 15, 1994—Item Located upper left of page.

Primary Examiner—Ralf Seifert
Attorney, Agent, or Firm—Novak, Druce & Burt

Related U.S. Application Data

[63] Continuation-in-part of Ser. No. 32,655, Dec. 22, 1994, Pat. No. Des. 380,978.

[51] **LOC (6) Cl.** **11-01**

[52] **U.S. Cl.** **D11/44**

[58] **Field of Search** D11/1, 2, 40-79;
63/1.1, 2, 12-19

[57] CLAIM

The ornamental design for an earring, as shown and described.

DESCRIPTION

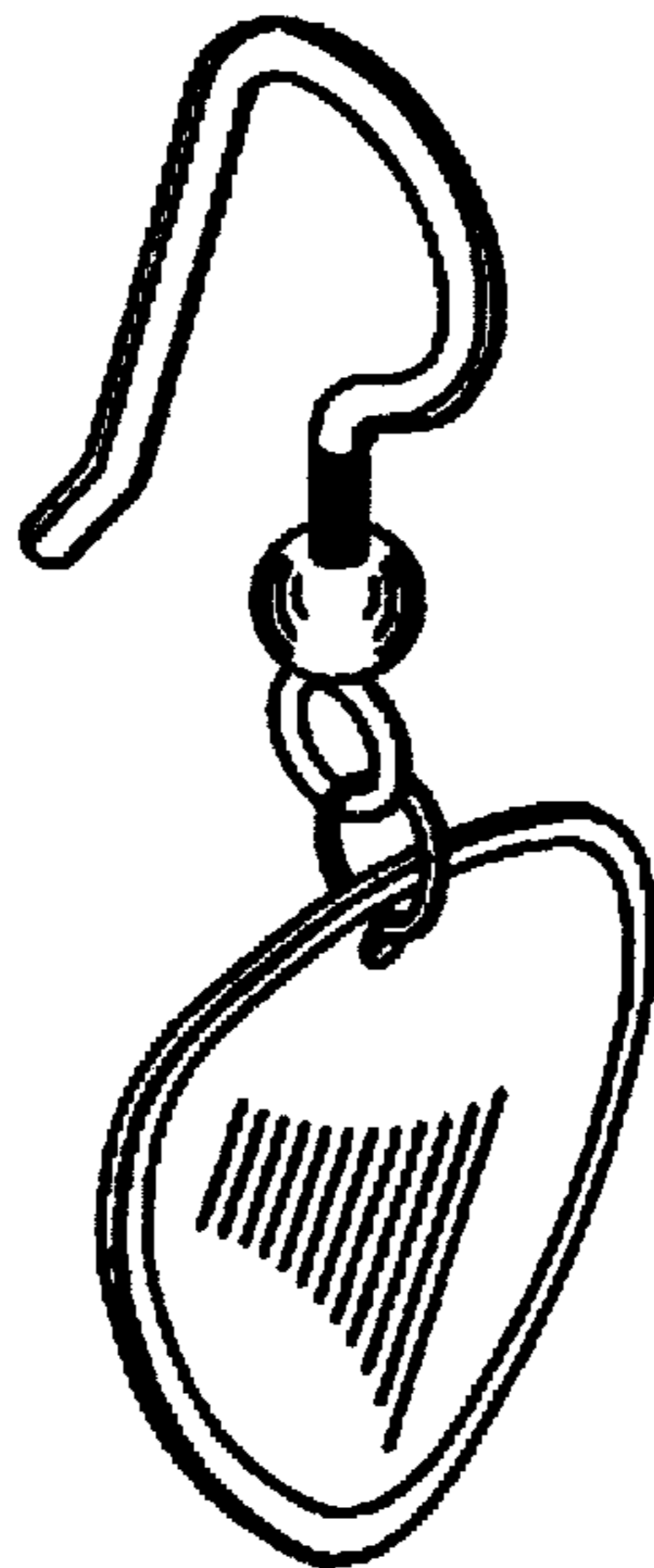
FIG. 1 is a top, front, right side perspective view of an earring showing my new design;
FIG. 2 is a rear elevation view thereof;
FIG. 3 is a left side elevation view thereof, the opposite side being a mirror image; and,
FIG. 4 is a front elevation view thereof.

[56] References Cited

U.S. PATENT DOCUMENTS

D. 263,288 3/1982 Errigo D11/8

1 Claim, 1 Drawing Sheet



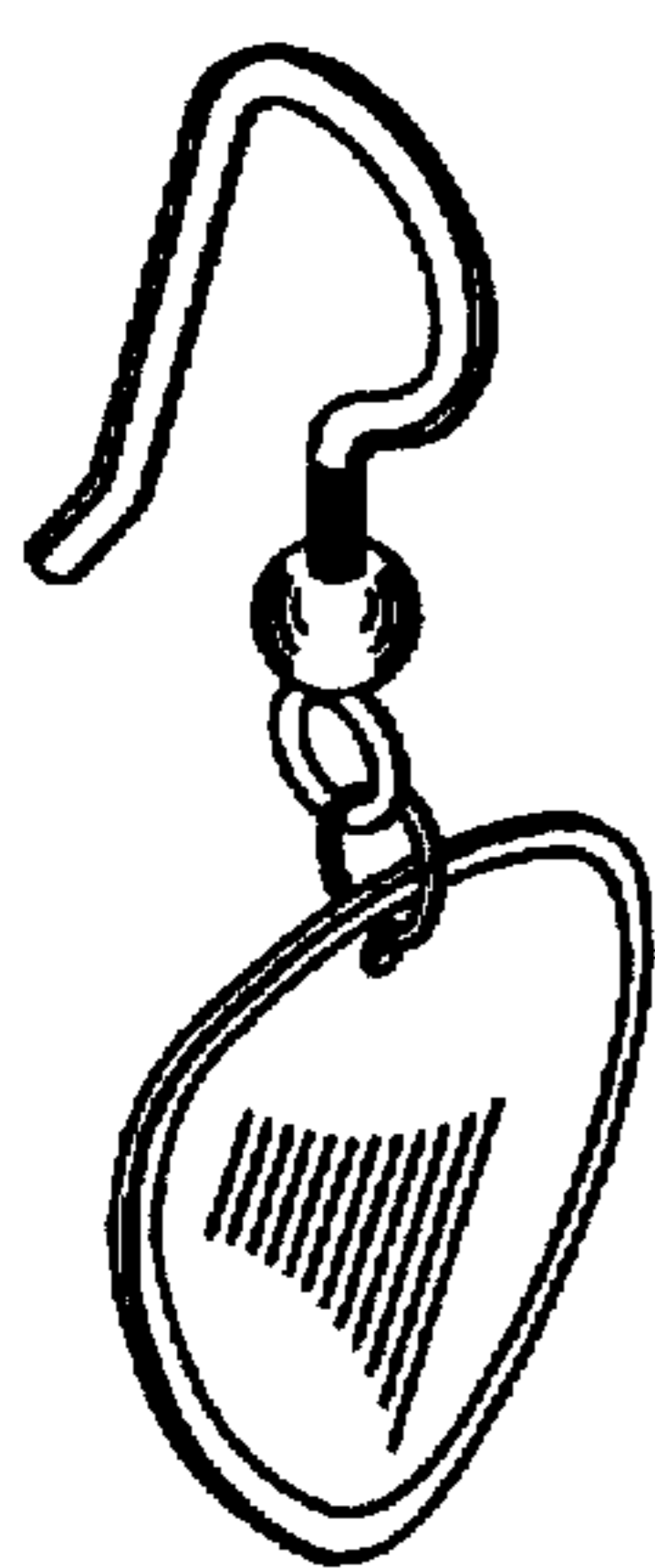


FIG 1




FIG 2

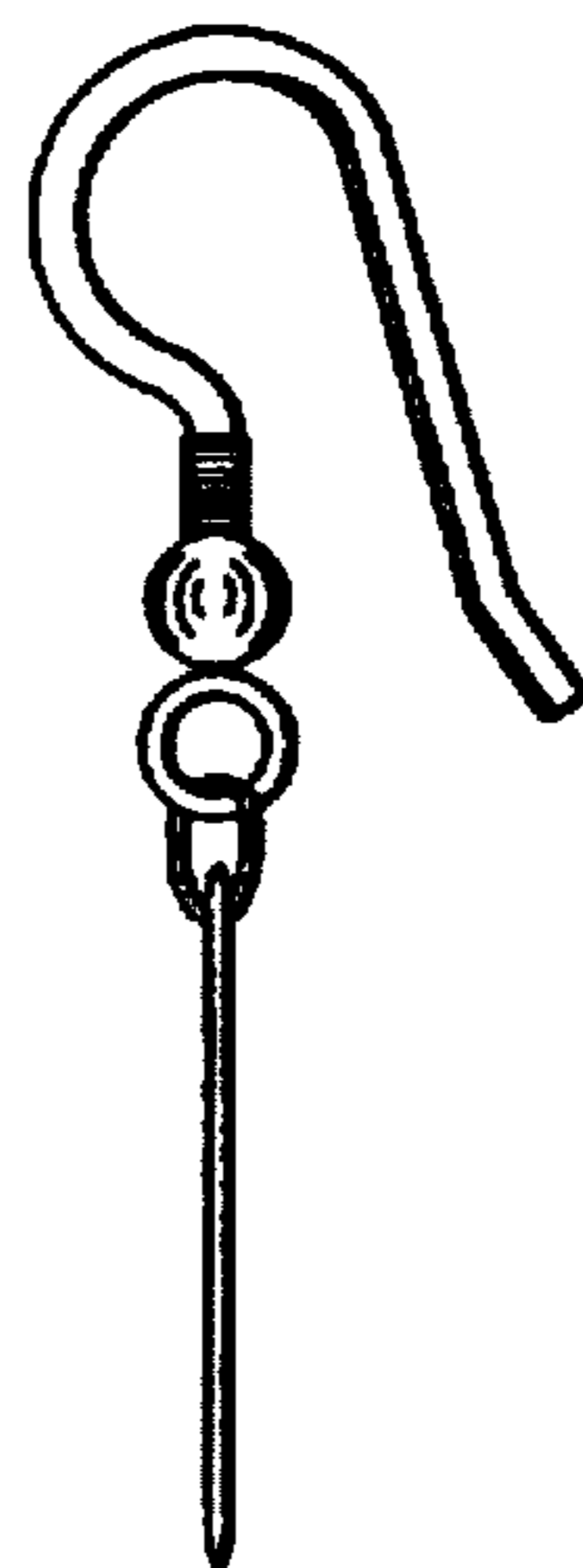


FIG 3

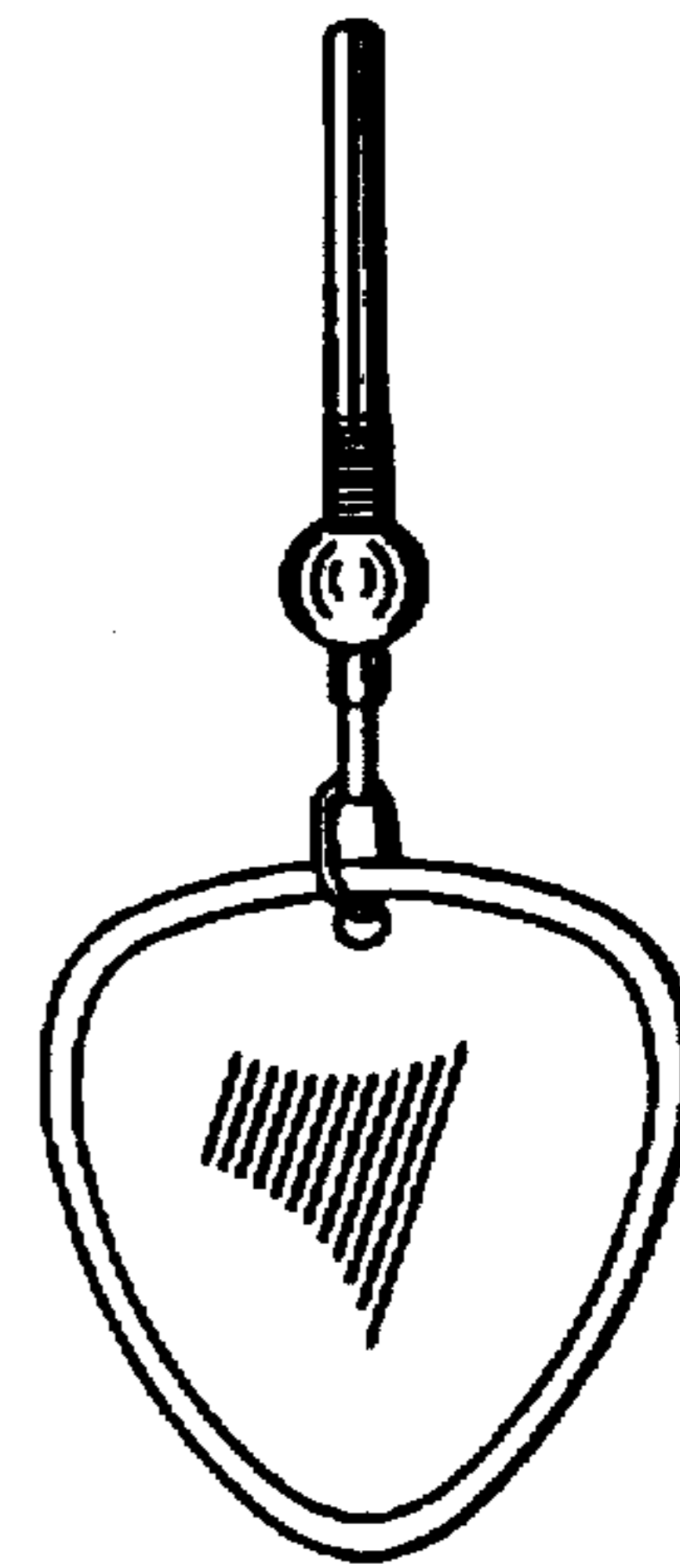


FIG 4