



US00D388011S

United States Patent [19]
Leonard

[11] **Patent Number:** **Des. 388,011**
[45] **Date of Patent:** ****Dec. 23, 1997**

[54] **DECORATIVE CONNECTOR BETWEEN AN EARRING AND A HAIR APPLIANCE**

[76] **Inventor:** **Grace Leonard**, 525 Dandelion Rd.,
Corrales, N. Mex. 87048

[**] **Term:** **14 Years**

[21] **Appl. No.:** **46,144**

[22] **Filed:** **Nov. 8, 1995**

Related U.S. Application Data

[63] Continuation-in-part of Ser. No. 30,364, Oct. 27, 1994,
abandoned.

[51] **LOC (6) Cl.** **11-01**

[52] **U.S. Cl.** **D11/40; D11/41; D11/86**

[58] **Field of Search** D11/40, 41, 75,
D11/79, 86, 87; 63/1.1, 2, 4, 12, 14.1, 14.2,
21, 24

[56] **References Cited**

U.S. PATENT DOCUMENTS

D. 150,655 8/1948 Reinecke D11/2
183,354 10/1876 White 24/707.2
332,053 12/1885 Cole 59/78

534,946 2/1895 Bates 224/220
613,029 10/1898 Fair 24/13
2,274,269 2/1942 Jellinek 63/1.1

FOREIGN PATENT DOCUMENTS

221673 9/1924 United Kingdom 63/2

OTHER PUBLICATIONS

Swiss Watch & Jewelry Journal; Feb. 1983; p. 321.

Primary Examiner—Caron D. Veynar

Attorney, Agent, or Firm—Robert W. Becker & Associates

[57] **CLAIM**

The ornamental design for a decorative connector between an earring and a hair appliance, as shown and described.

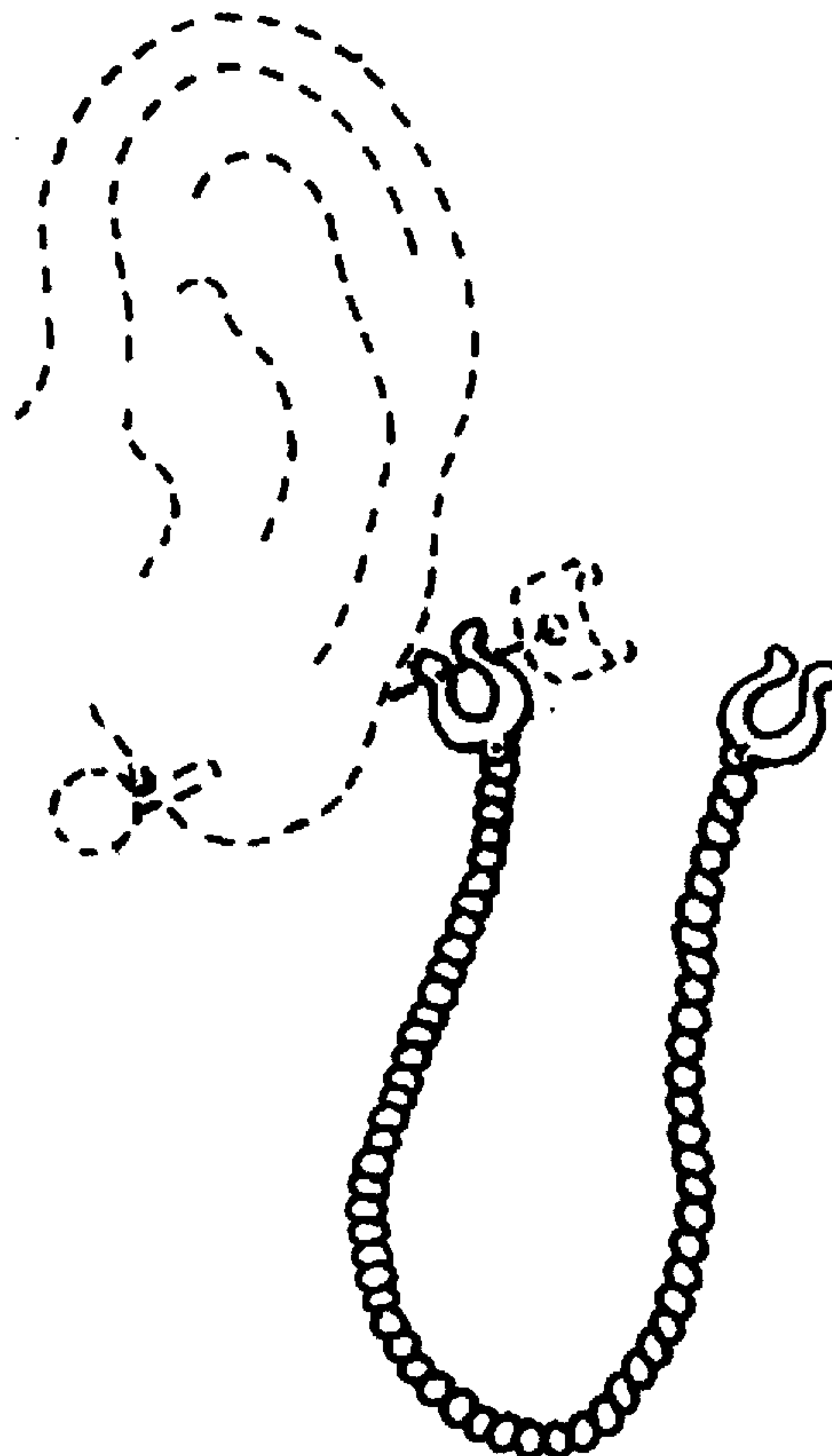
DESCRIPTION

FIG. 1 is a perspective view of the decorative connector between an earring and a hair appliance showing my new design; and,

FIG. 2 is a front perspective view, the rear view being a mirror image thereof, shown on an enlarged scale.

The broken line showing of a human head in FIG. 1 and an ear and earring in FIG. 2 are for illustrative purposes only and forms no part of the claimed design.

1 Claim, 1 Drawing Sheet



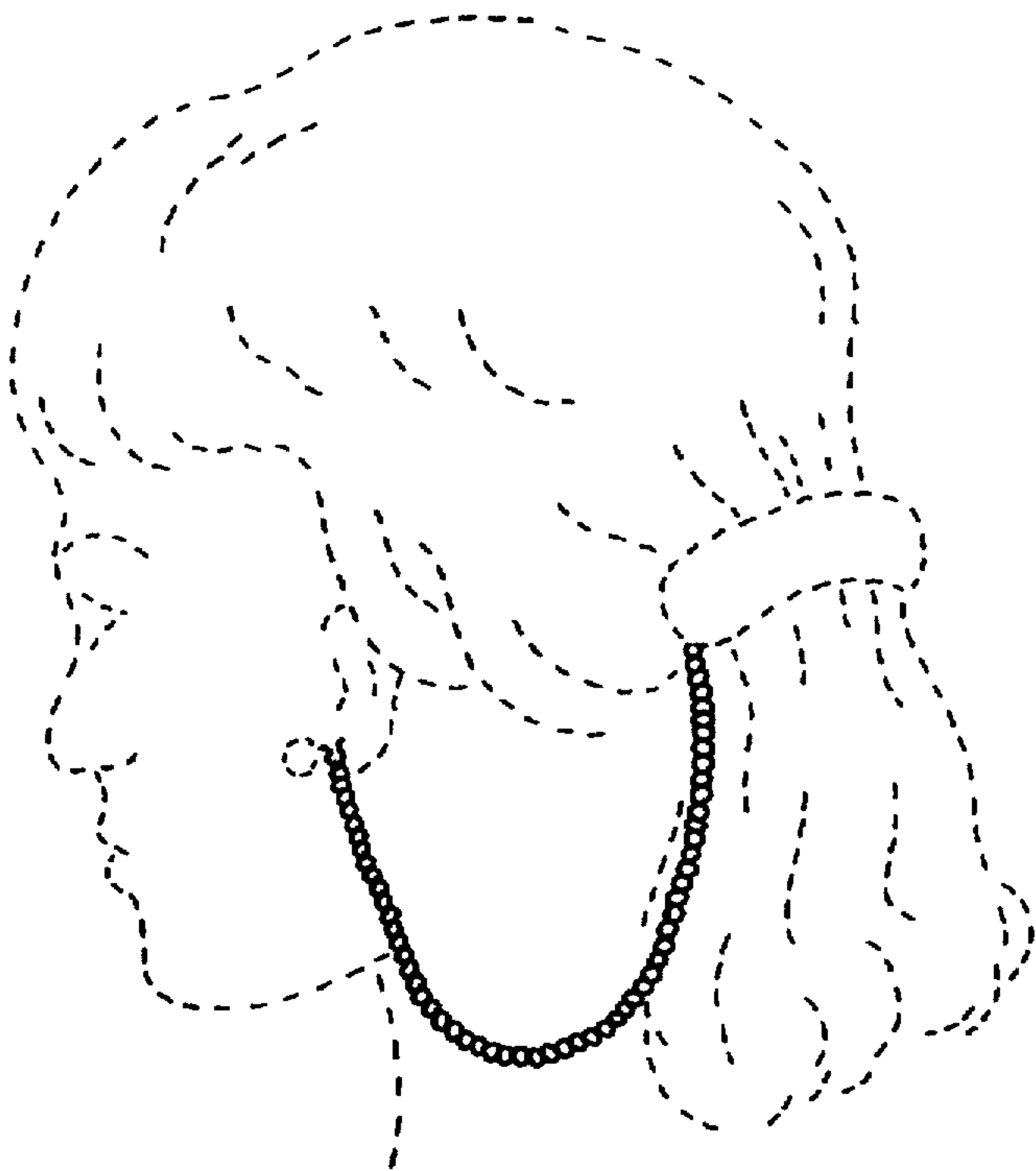


FIG-1

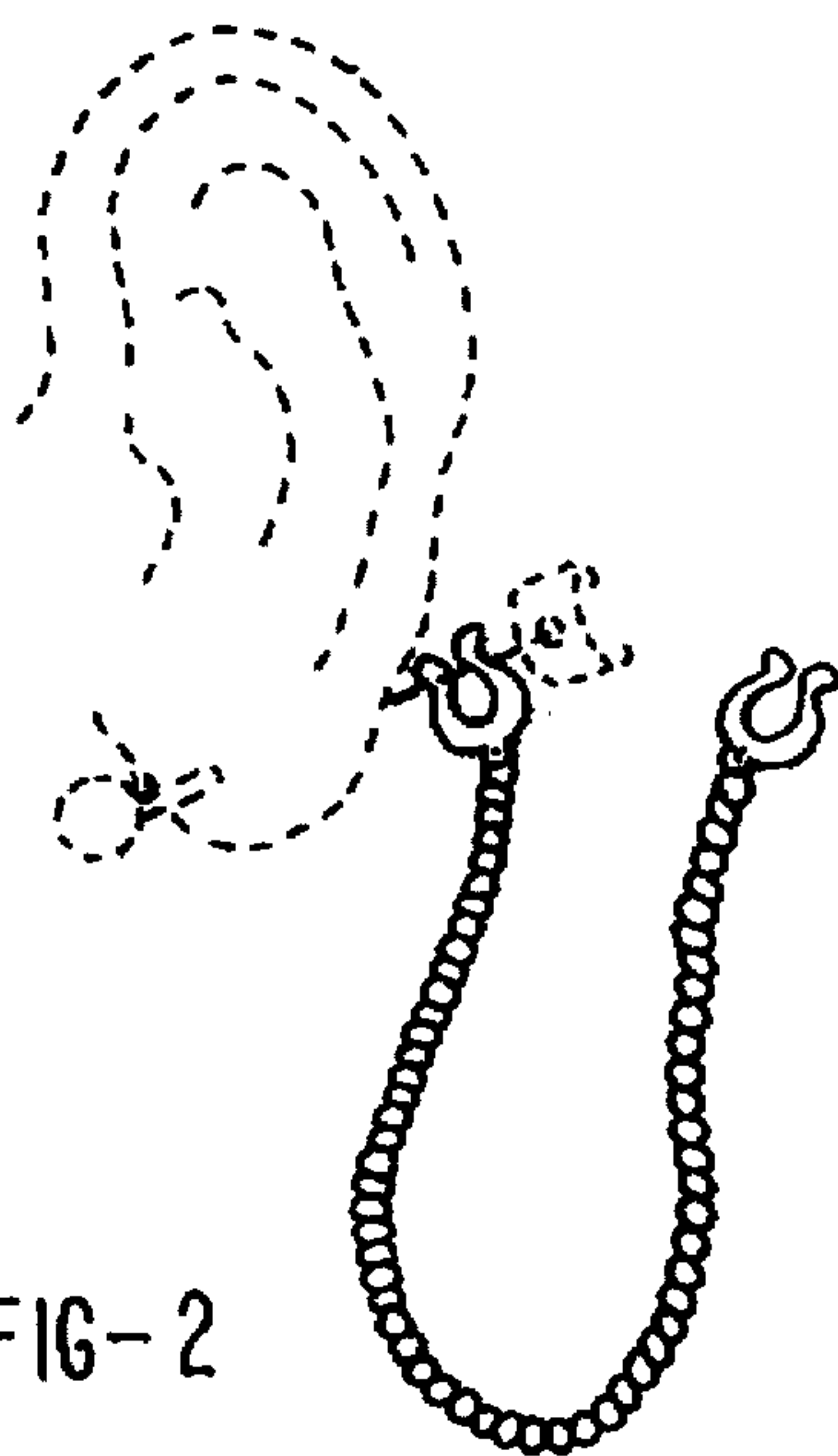


FIG-2