



US00D388010S

United States Patent [19]
Scheufele

[11] **Patent Number: Des. 388,010**
[45] **Date of Patent: **Dec. 23, 1997**

[54] **RING**
[75] **Inventor: Caroline Scheufele, Prangins, Switzerland**
[73] **Assignee: Chopard Holding S.A., Fribourg, Switzerland**
[**] **Term: 14 Years**
[21] **Appl. No.: 45,569**
[22] **Filed: Oct. 24, 1995**
[30] **Foreign Application Priority Data**
Apr. 25, 1995 [CH] Switzerland DMA/002 901
[51] **LOC (6) Cl. 11-01**
[52] **U.S. Cl. D11/26**
[58] **Field of Search D11/1-14, 26-39;**
63/1.1-4, 15-15.8, 26, 29.1, 30, 32

D. 334,001 3/1993 Muse D11/26
1,486,178 3/1924 Antelmi D11/2

Primary Examiner—Ralf Seifert
Attorney, Agent, or Firm—McGlew and Tuttle

[57] **CLAIM**


The ornamental design for a ring, as shown and described.

DESCRIPTION

FIG. 1 is a front view of the ring design of the present invention, the rear view being a mirror image thereof;
FIG. 2 is a front view of the present invention with a top of the ring detached, the rear view is a mirror image thereof;
FIG. 3 is a side view of the present invention, the other side view being a mirror image thereof;
FIG. 4 is a side view of the present invention with a top of the ring detached, the other side being a mirror image thereof;
FIG. 5 is a top view of the present invention;
FIG. 6 is a top view of the present invention with the top portion of the ring removed;
FIG. 7 is a side view of just the top portion of the ring, all other side views of just the top portion being similar thereof;
FIG. 8 is a top view of just the top portion of the present invention; and,
FIG. 9 is a bottom view of just the top portion of the ring.

[56] **References Cited**
U.S. PATENT DOCUMENTS
D. 152,486 1/1949 Lorillard D11/38
D. 158,180 4/1950 Corbin D11/4
D. 227,031 5/1973 Sciotti D11/30
D. 245,489 8/1977 Rimberg D11/26
D. 265,808 8/1982 Barr D11/26

1 Claim, 2 Drawing Sheets






FIG. 1

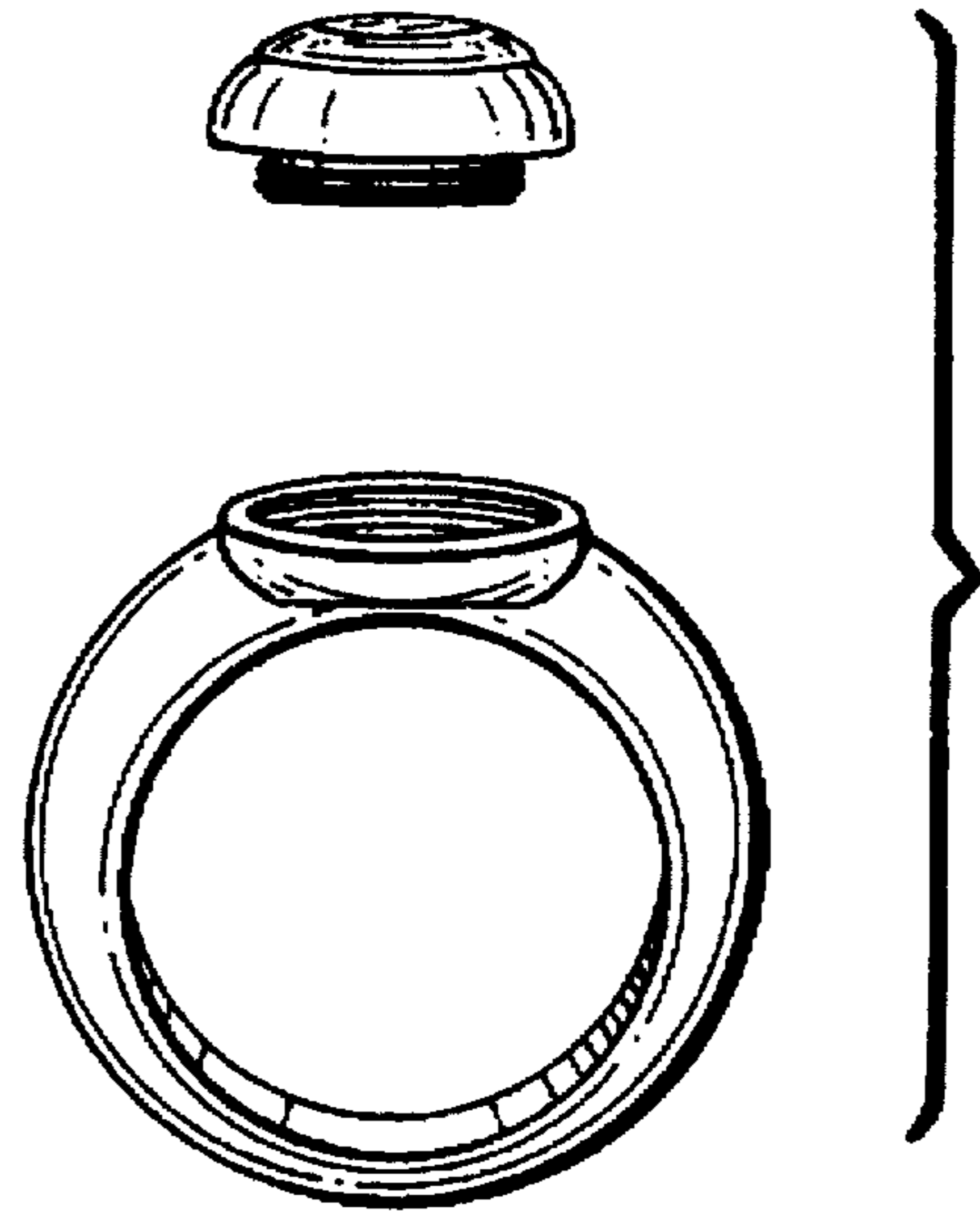


FIG. 2

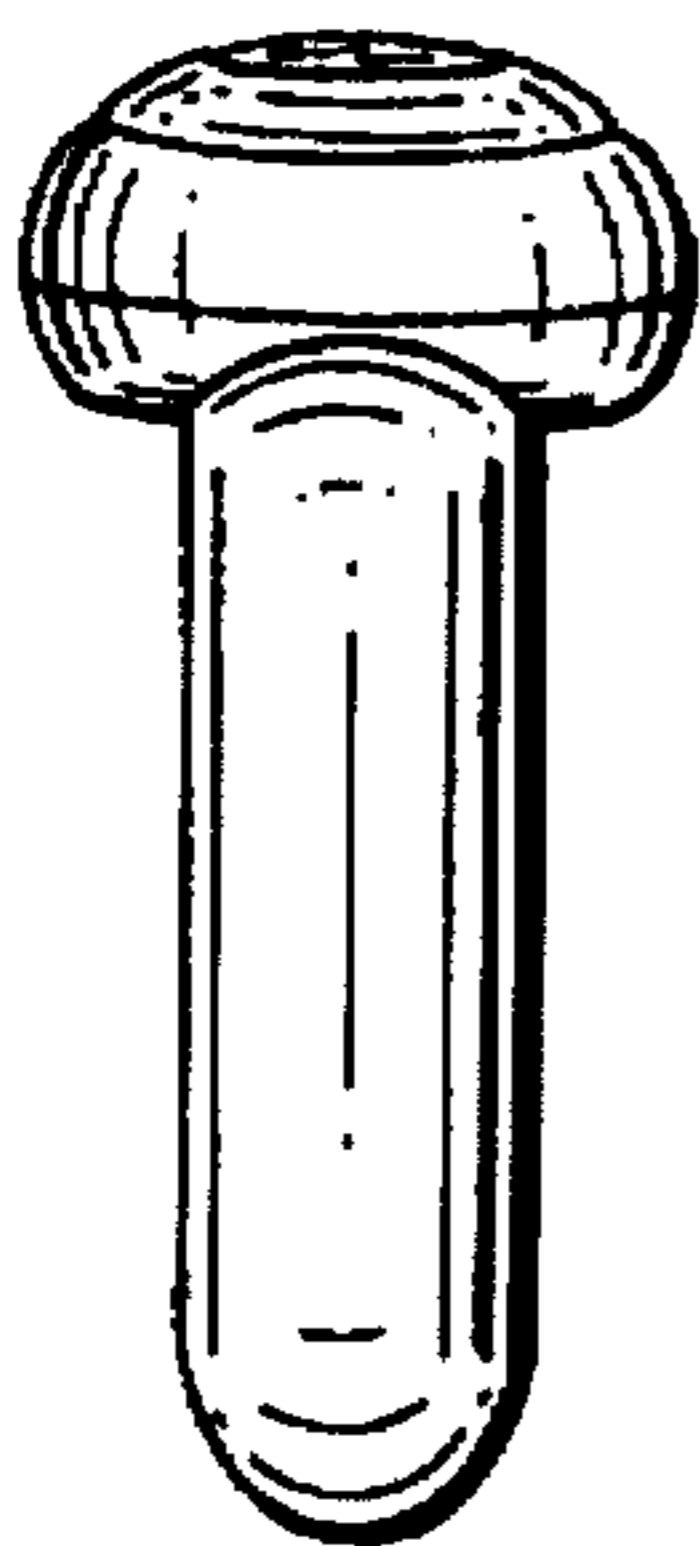


FIG. 3




FIG. 4

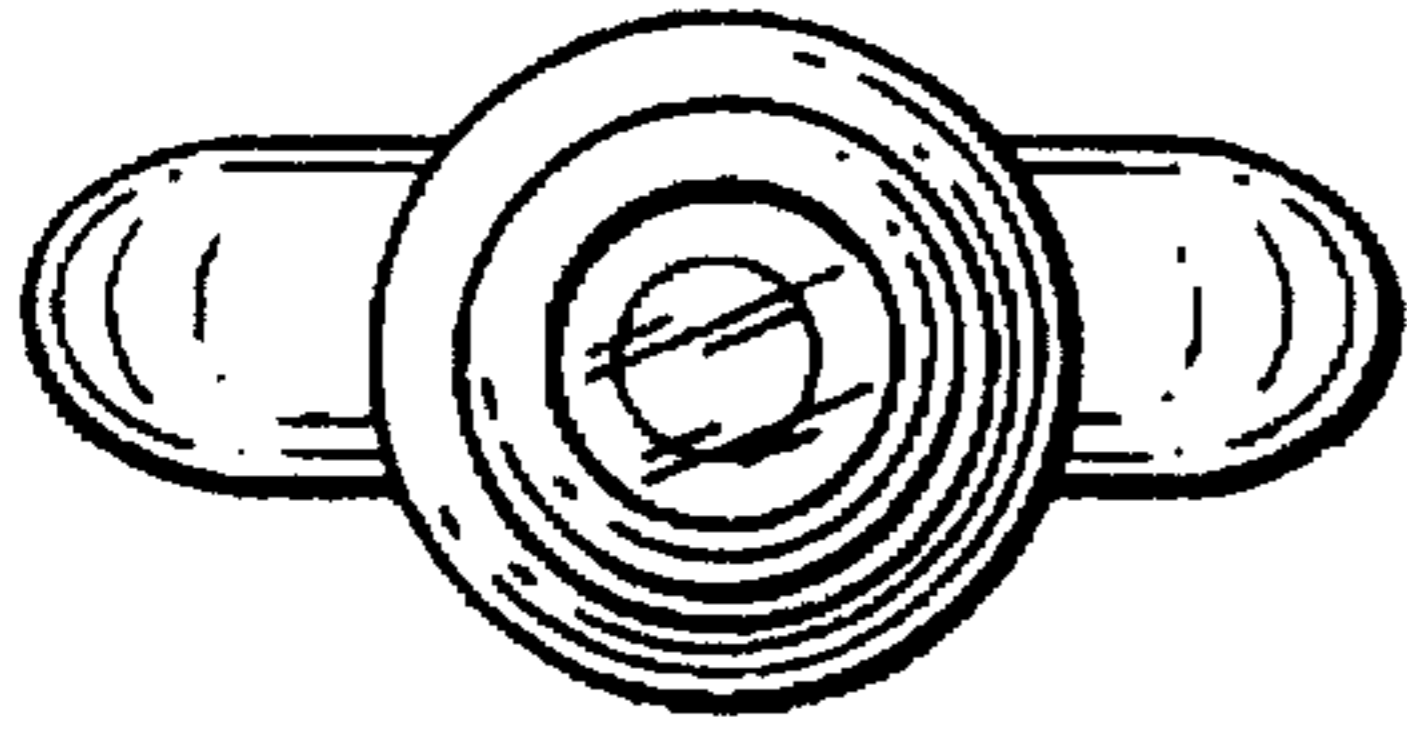


FIG. 5

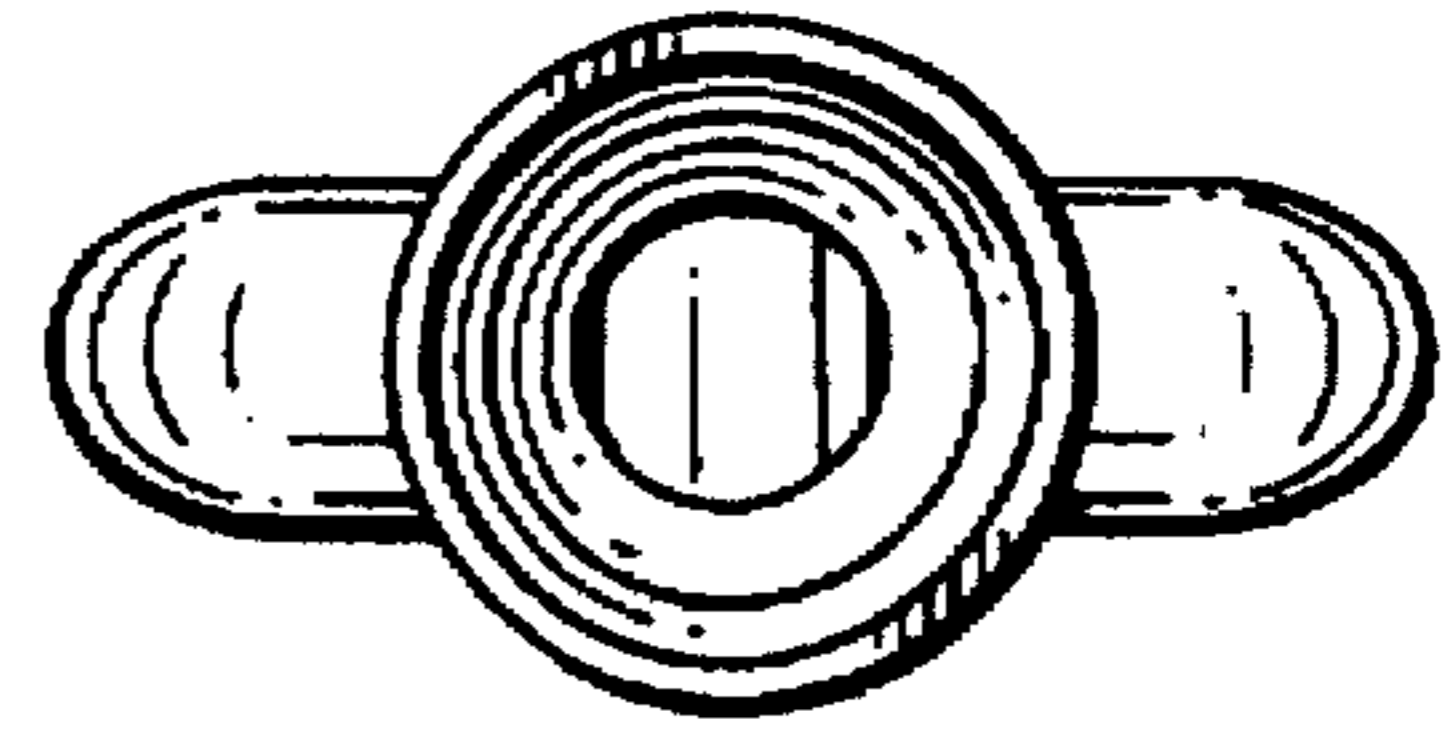


FIG. 6



FIG. 7

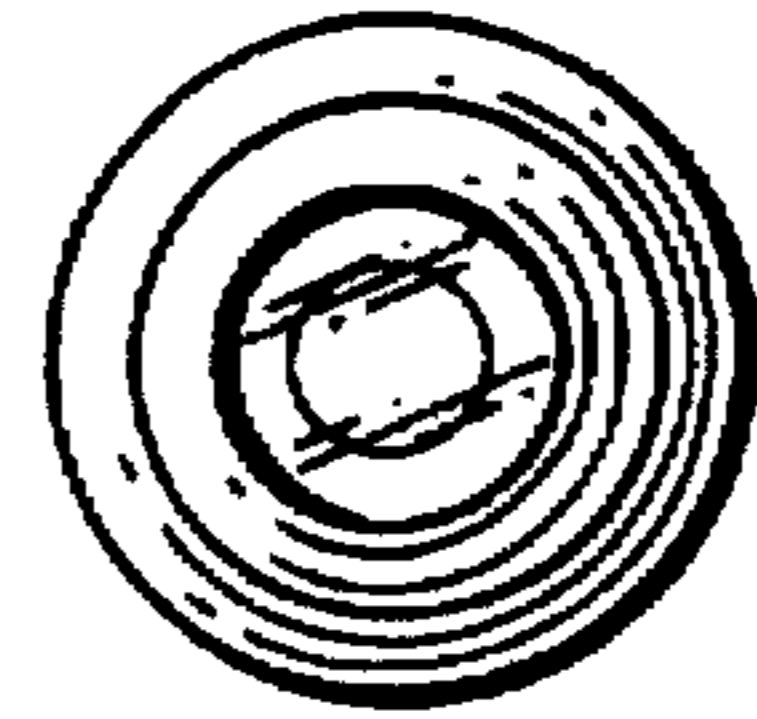


FIG. 8

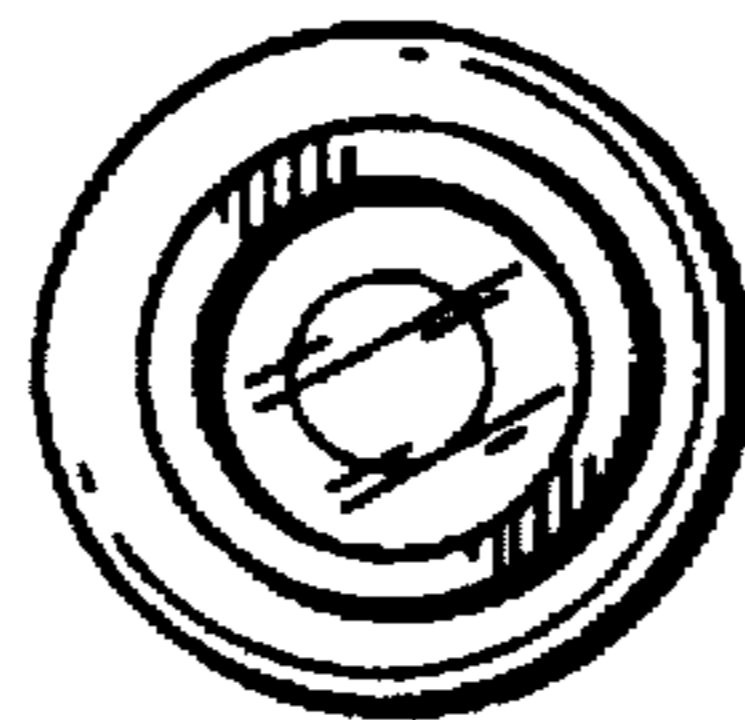


FIG. 9