



US00D387997S

United States Patent [19] Dobashi

[11] Patent Number: **Des. 387,997**
[45] Date of Patent: ****Dec. 23, 1997**

[54] **WATCHCASE**
[75] Inventor: **Toshiyuki Dobashi**, Chiba, Japan
[73] Assignee: **Seiko Instruments Inc.**, Japan
[**] Term: **14 Years**
[21] Appl. No.: **55,108**
[22] Filed: **May 29, 1996**
[51] LOC (6) Cl. **10-02**
[52] U.S. Cl. **D10/30; D10/39**
[58] Field of Search **D10/1-40, 122-132;
368/280-282, 276-277, 285**

D. 363,883 11/1995 Maehara D10/39
D. 368,663 4/1996 Giardiello D10/39
D. 369,303 4/1996 Giardiello D10/39

Primary Examiner—Nelson C. Holtje
Attorney, Agent, or Firm—Adams & Wilks

[57] CLAIM

The ornamental design for a watchcase, as shown and described.

DESCRIPTION

FIG. 1 is a front elevational view of a watchcase showing my new design;
FIG. 2 is a rear elevational view thereof;
FIG. 3 is a top plan view thereof;
FIG. 4 is a bottom plan view thereof;
FIG. 5 is a left side elevational view thereof;
FIG. 6 is a right side elevational view thereof; and,
FIG. 7 is a front right perspective view thereof.

[56] References Cited

U.S. PATENT DOCUMENTS

D. 357,636 4/1995 Riley D10/30
D. 359,916 7/1995 Iida D10/32
D. 361,527 8/1995 Hayashi D10/30 X
D. 361,528 8/1995 Hayashi D10/39

1 Claim, 1 Drawing Sheet






FIG. 3




FIG. 5




FIG. 1




FIG. 6



FIG. 4




FIG. 2




FIG. 7