



US00D387983S

United States Patent [19]

Lanoie

[11] Patent Number: Des. 387,983

[45] Date of Patent: **Dec. 23, 1997

[54] PACKAGE FOR WRITING INSTRUMENTS

[75] Inventor: Louis A. Lanoie, West Warwick, R.I.

[73] Assignee: Phenix Group, Inc., West Warwick, R.I.

[**] Term: 14 Years

[21] Appl. No.: 52,321

[22] Filed: Apr. 3, 1996

[51] LOC (6) Cl. 09-07

[52] U.S. Cl. D9/424; D9/418; D9/432

[58] Field of Search D19/49, 81-85; D9/337, 418, 424, 429, 432, 347; 229/120.13, 120.06, 149, 162, 194, 197, 23 BP; 206/423, 763, 459.5, 301, 562, 566, 815

[56] References Cited

U.S. PATENT DOCUMENTS

- D. 190,772 6/1961 Caylor D9/418
- D. 196,683 10/1963 Thurman D9/424
- D. 218,087 7/1970 Amone D9/418

- D. 329,458 9/1992 Ellis D19/49 X
- D. 337,269 7/1993 Grieco D9/418
- D. 355,117 2/1995 Van der Zwaard D9/418
- 2,854,182 9/1958 Dodd 229/120.13
- 3,365,056 1/1968 Mandel 206/459.5
- 4,011,947 3/1977 Sawyer 206/363
- 4,915,224 4/1990 Wulf et al. 206/423

Primary Examiner—Martie Thompson
Attorney, Agent, or Firm—Barlow & Barlow Ltd.

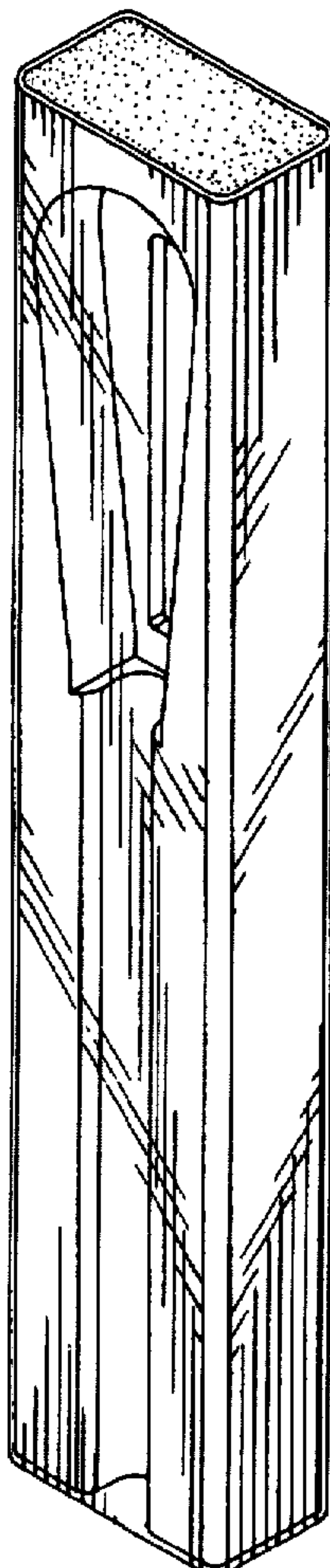
[57] CLAIM

The ornamental design for a package for writing instruments, as shown.

DESCRIPTION

FIG. 1 is a perspective view of a package for writing instruments showing my new design;
FIG. 2 is a front elevational view thereof;
FIG. 3 is a rear elevational view thereof;
FIG. 4 is a right side elevational view thereof;
FIG. 5 is a left side elevational view thereof;
FIG. 6 is a top view thereof; and,
FIG. 7 is a bottom view thereof.

1 Claim, 2 Drawing Sheets



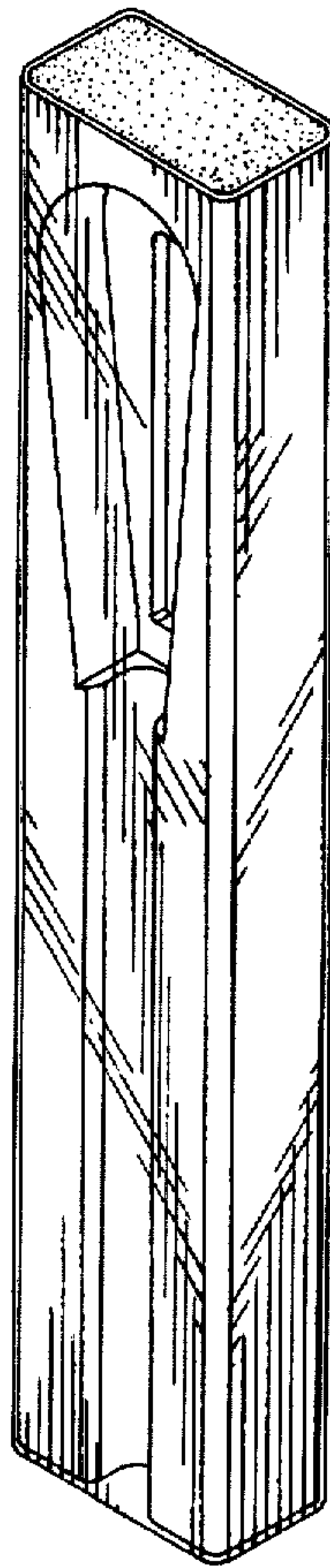


FIG. 1

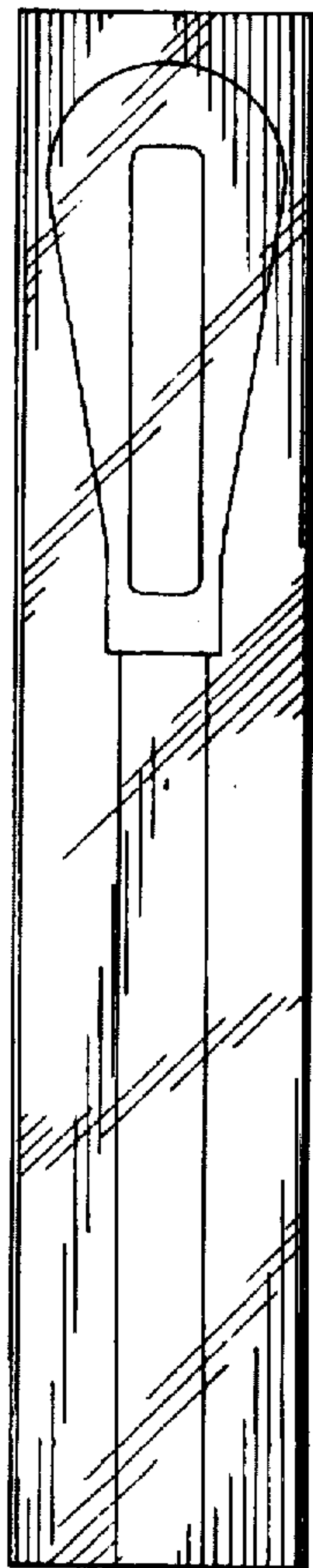


FIG. 2

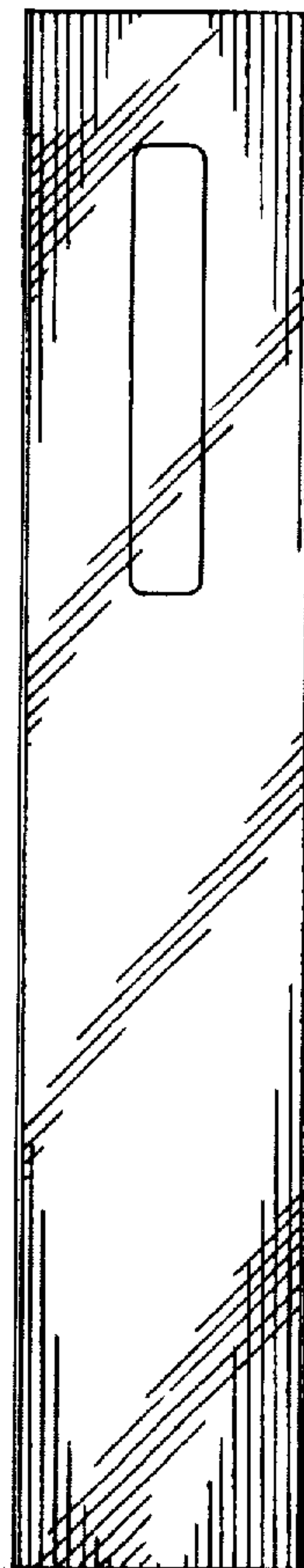


FIG. 3

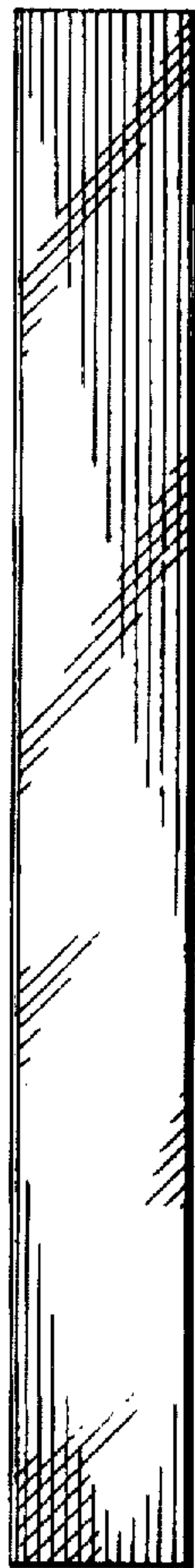


FIG. 4




FIG. 5




FIG. 6




FIG. 7