



US00D387980S

United States Patent [19]

[11] Patent Number: **Des. 387,980**

Snitzer et al.

[45] Date of Patent: ****Dec. 23, 1997**

[54] **BELT HANGER**

4,257,522 3/1981 Thorneburg 206/806 X
4,347,930 9/1982 Herrin 206/806 X

[76] Inventors: **Susan Snitzer**, 27 Byfield St., Bristol, R.I. 02809; **Peter Hall**, 376 Brown Ave., Seekonk, Mass. 02771

OTHER PUBLICATIONS

Techform Inc Nov. 1982.

[**] Term: **14 Years**

Primary Examiner—Prabhakar G. Deshmukh

[21] Appl. No.: **69,932**

[57] CLAIM

[22] Filed: **Apr. 29, 1997**

The ornamental design for a belt hanger, as shown and described.

[51] LOC (6) Cl. **09-07**

DESCRIPTION

[52] U.S. Cl. **D9/415**

FIG. 1 is a perspective view of a belt hanger showing our new design; the broken line showing of belt is for illustrative purpose only and forms no part of the claim;

[58] Field of Search D9/415, 418, 337, D9/414; 206/806, 461-471, 495

FIG. 2 is a front elevational view thereof;

[56] References Cited

U.S. PATENT DOCUMENTS

D. 309,430 7/1990 Cramer D9/415
D. 360,130 7/1995 Lackman et al. D9/415
D. 364,342 11/1995 Ruff D9/415
3,841,478 10/1974 Weus et al. 206/806 X

FIG. 3 is a top plan view thereof;

FIG. 4 is a right side elevational view thereof;

FIG. 5 is a left side elevational view thereof;

FIG. 6 is a rear elevational view thereof; and,

FIG. 7 is a bottom plan view thereof.

1 Claim, 2 Drawing Sheets




FIG. 1




FIG. 2

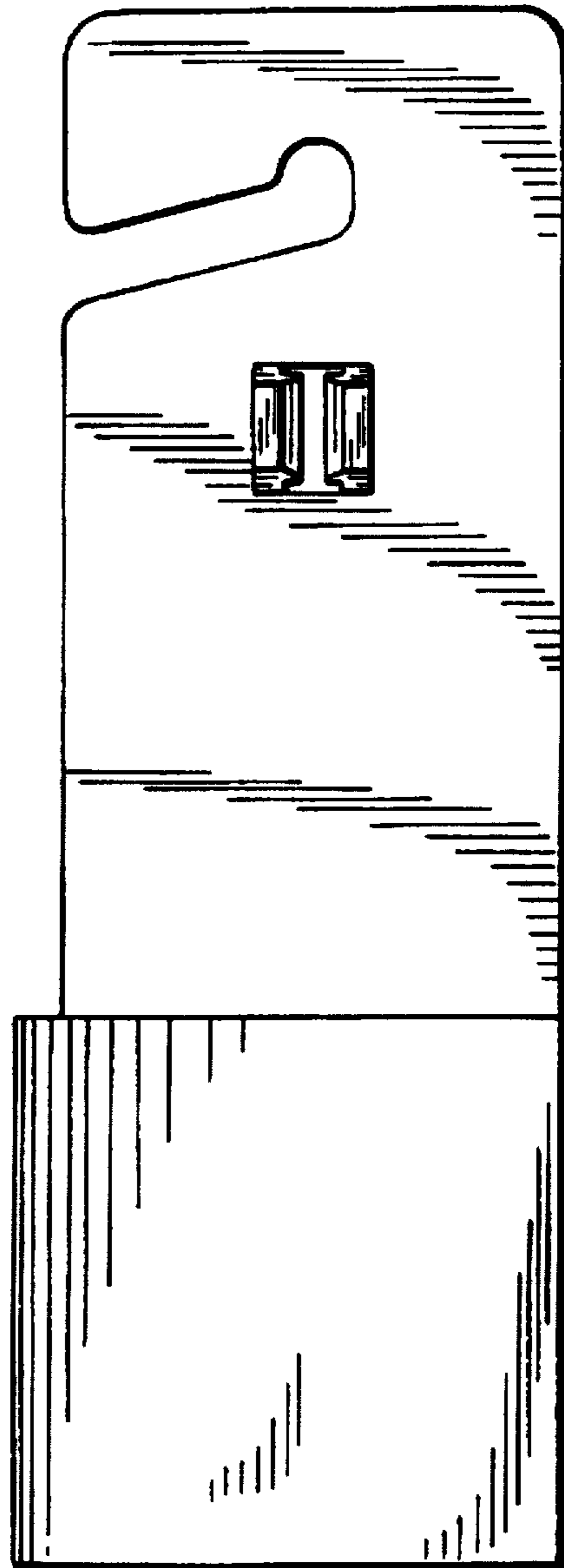


FIG. 3

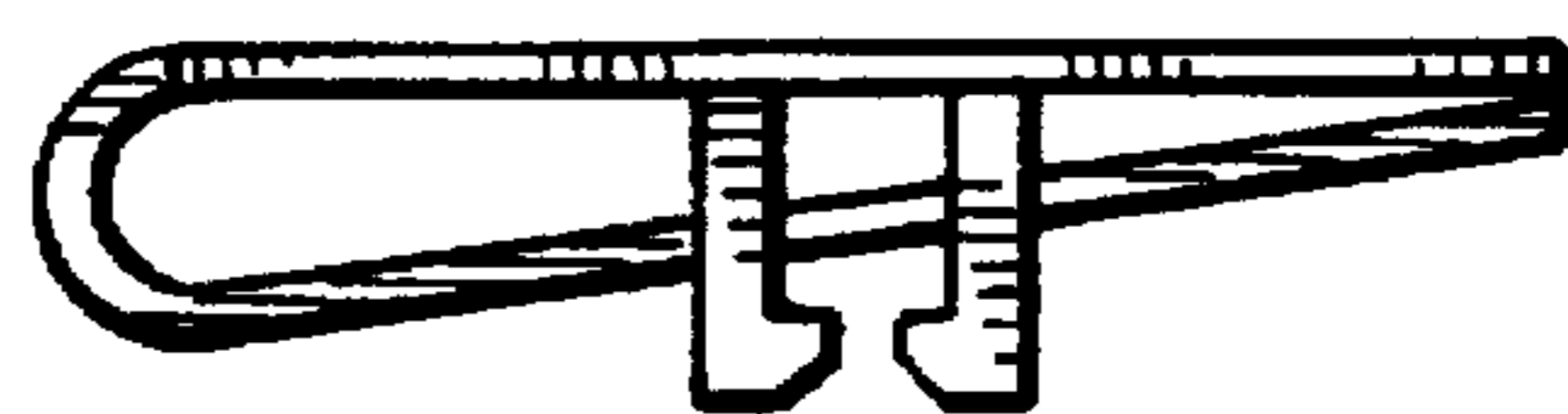


FIG. 4




FIG. 5

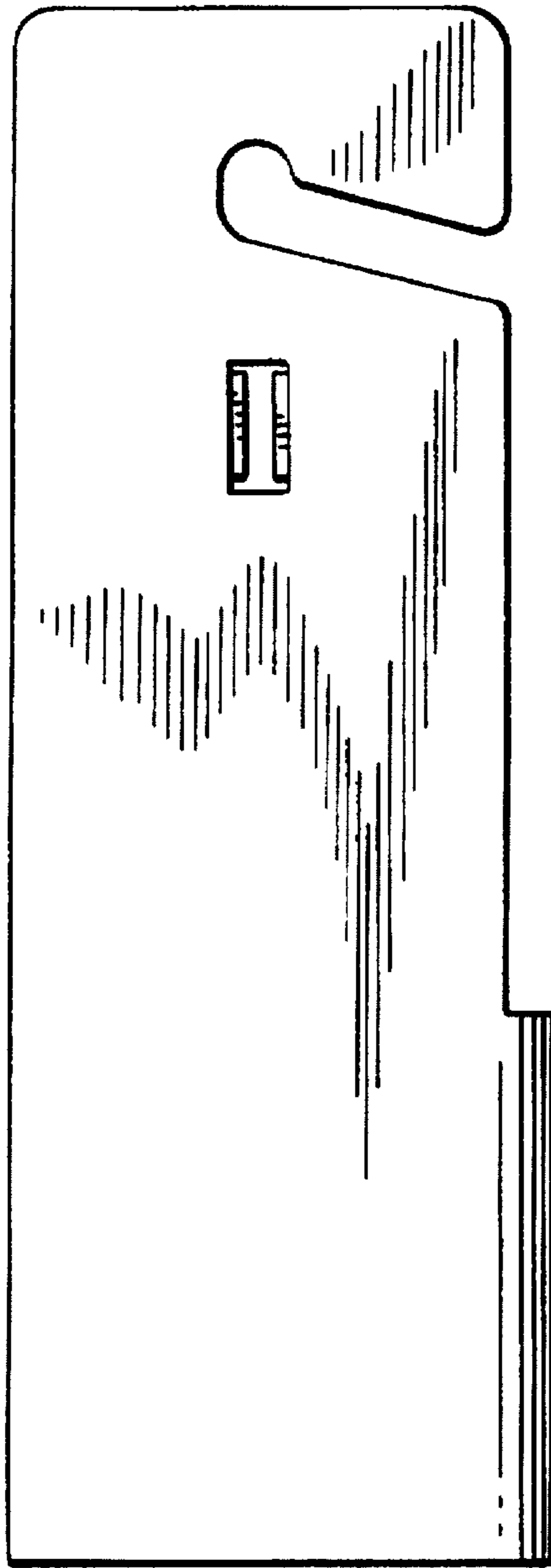
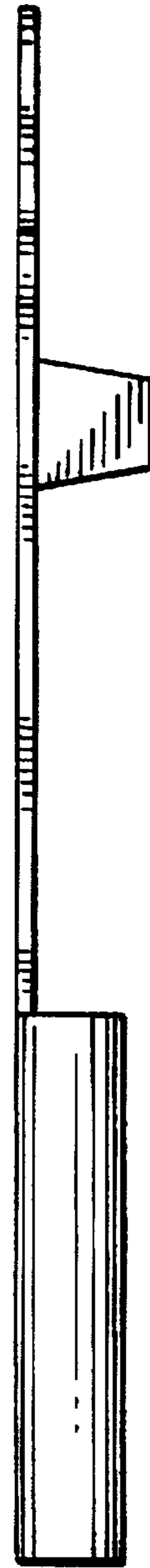


FIG. 6

FIG. 7

