



US00D387966S

# United States Patent [19] Horn

[11] Patent Number: **Des. 387,966**  
[45] Date of Patent: **\*\*Dec. 23, 1997**

[54] **FOLDING KNIFE**

[75] Inventor: **Jess Horn**, Florence, Oreg.  
[73] Assignee: **Spyderco, Inc.**, Golden, Colo.  
[\*\*] Term: **14 Years**

[21] Appl. No.: **53,739**  
[22] Filed: **Apr. 29, 1996**

[51] **LOC (6) Cl.** ..... **08-03**  
[52] **U.S. Cl.** ..... **D8/99**  
[58] **Field of Search** ..... D8/98, 99; D22/118;  
30/151, 152, 153, 154, 155, 156, 157, 158,  
159, 160, 161, 162

[56] **References Cited**

**U.S. PATENT DOCUMENTS**

D. 333,251	2/1993	Glessner	.....	D8/99
D. 344,006	2/1994	Glessner	.....	D8/99
D. 348,599	7/1994	Sakai	.....	D8/99
D. 366,408	1/1996	Sessions et al.	.....	D8/99
5,060,379	10/1991	Neely	.....	30/157
5,495,673	3/1996	Gardiner et al.	.....	30/155

**OTHER PUBLICATIONS**

Atlanta Cutlery Catalog, 95, pp. 20 & 21, Al Mar Knives.  
Atlanta Cutlery Catalog, 95, pp. 30 & 31, Spyderco Knives.  
Smokey Mtn. Knives Catalog, 95/96, p. 22, SOG Knives.  
Smokey Mtn. Knives Catalog, 95/96, p. 32, Gerber Knives.

*Primary Examiner*—Philip S. Hyder  
*Attorney, Agent, or Firm*—Sheridan Ross P.C.

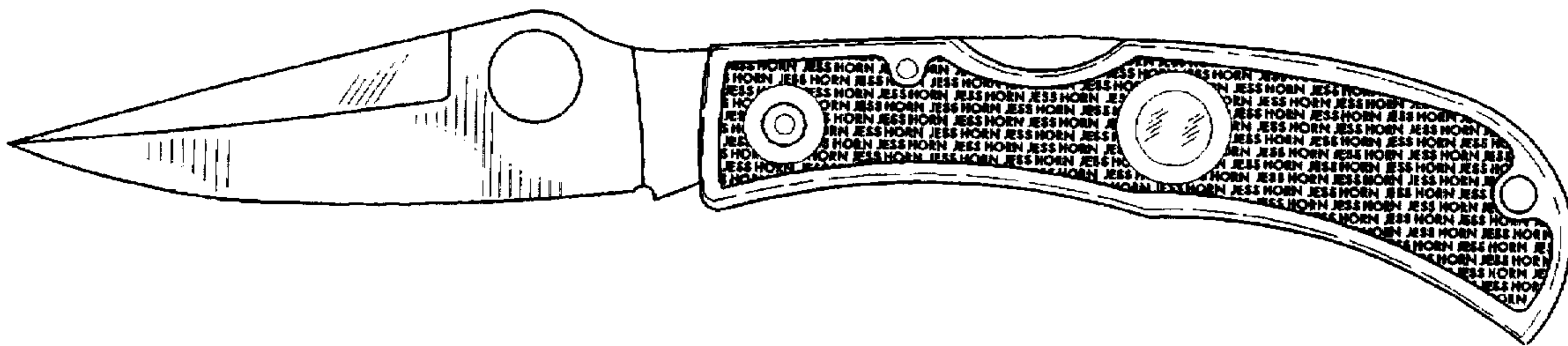
[57] **CLAIM**

The ornamental design for a folding knife, as shown and described.

**DESCRIPTION**

FIG. 1 is a front elevational view of a folding knife showing my new design;  
FIG. 2 is a top plan view of the knife illustrated in FIG. 1;  
FIG. 3 is a rear elevational view of the knife illustrated in FIG. 1;  
FIG. 4 is a bottom plan view of the knife illustrated in FIG. 1;  
FIG. 5 is a left side view of the knife illustrated in FIG. 1; and,  
FIG. 6 is a right side view of the knife illustrated in FIG. 1.

**1 Claim, 3 Drawing Sheets**






Fig. 1


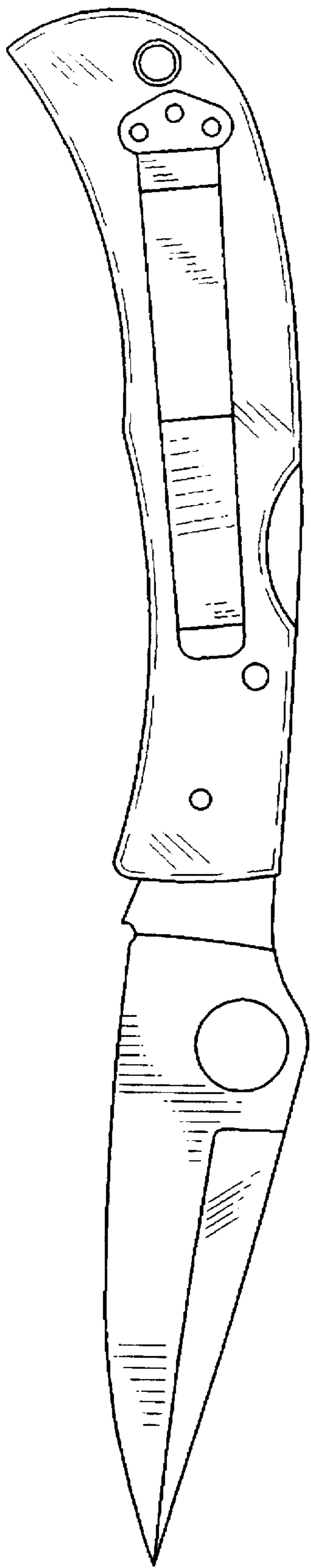
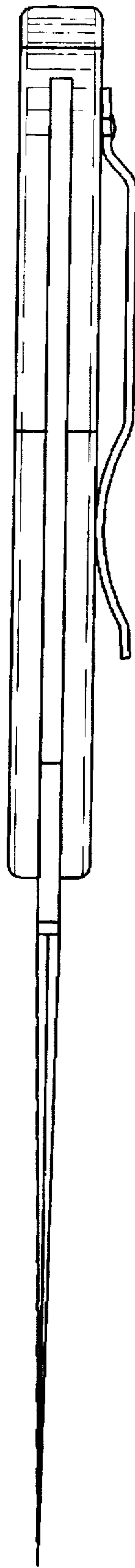



Fig. 2



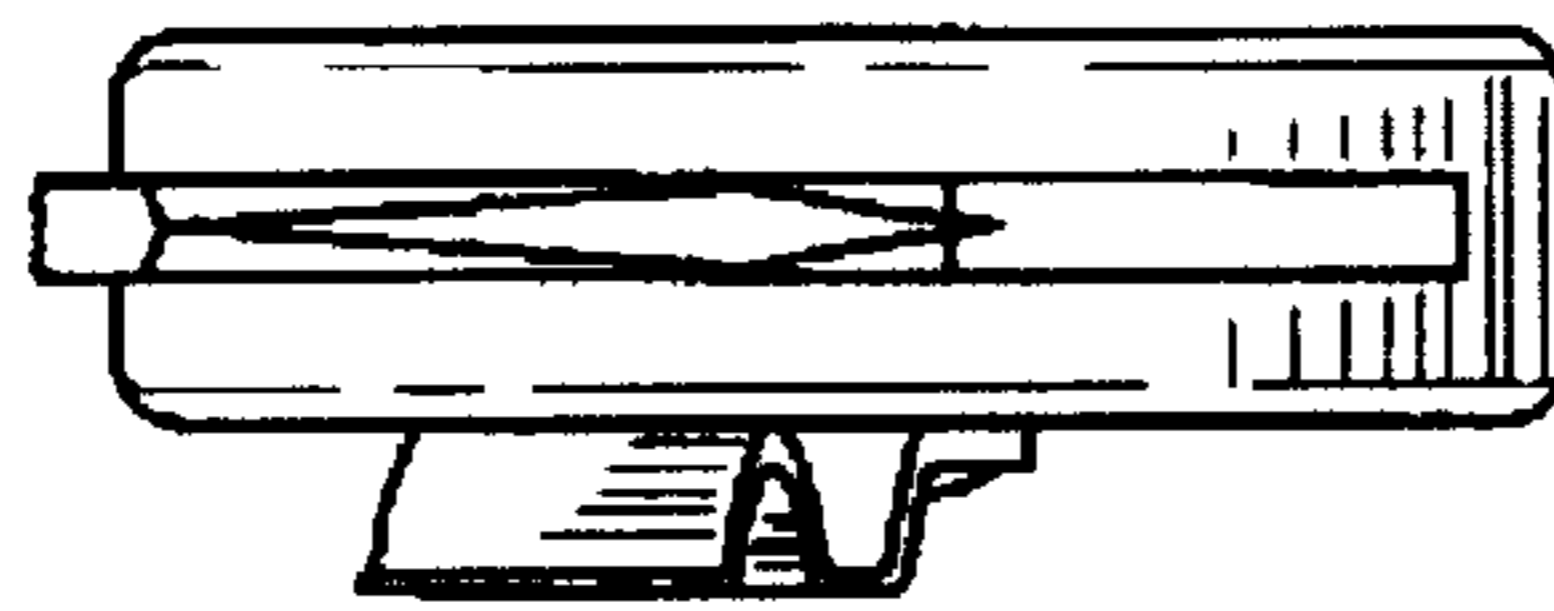
*Fig. 3*



*Fig. 4*



*Fig. 6*



*Fig. 5*