

US00D387960S

# United States Patent [19] Sung

[11] Patent Number: **Des. 387,960**

[45] Date of Patent: **\*\*Dec. 23, 1997**

## [54] RATCHET WRENCH

[75] Inventor: **Eric Sung**, Taichung County, Taiwan

[73] Assignee: **K.K.U. Ltd.**, Tokyo, Japan

[\*\*] Term: **14 Years**

[21] Appl. No.: **53,822**

[22] Filed: **Apr. 30, 1996**

[51] LOC (6) Cl. .... **08-05**

[52] U.S. Cl. .... **D8/61; D8/25**

[58] Field of Search ..... **D8/21, 25, 29,  
D8/61; 81/57.39, 57.29, 57.13**

## [56] References Cited

### U.S. PATENT DOCUMENTS

D. 265,962	8/1982	Izumisawa	.....	D8/25
D. 269,938	8/1983	Izumisawa	.....	D8/61
D. 289,135	4/1987	Doman	.....	D8/61
D. 343,344	1/1994	Chapin	.....	D8/61

## OTHER PUBLICATIONS

Automotive Air Tools, Chicago Pneumatic Catalog, Mar. 1990, pp. 22-25.

Air Tools, Florida Pneumatic Catalog, pp. 2 and 3.

*Primary Examiner*—Prabhakar G. Deshmukh

*Assistant Examiner*—Richelle Shelton

*Attorney, Agent, or Firm*—Greer, Burns & Crain, Ltd.

## [57] CLAIM

The ornamental design for a ratchet wrench, as shown and described.

## DESCRIPTION

FIG. 1 is a right side view of a ratchet wrench showing my design;

FIG. 2 is a top view thereof;

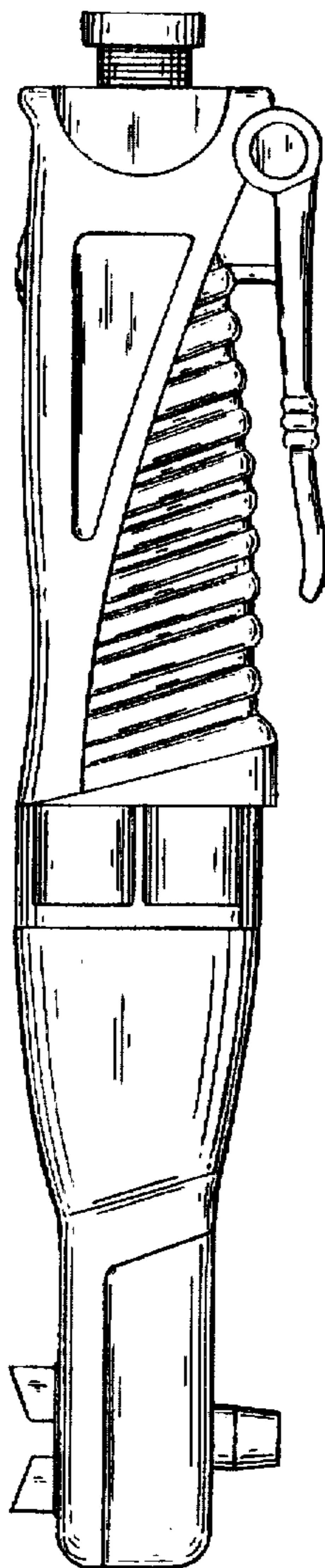
FIG. 3 is a bottom view thereof;

FIG. 4 is a left side view thereof;

FIG. 5 is a rear view thereof; and,

FIG. 6 is a front view thereof.

**1 Claim, 2 Drawing Sheets**



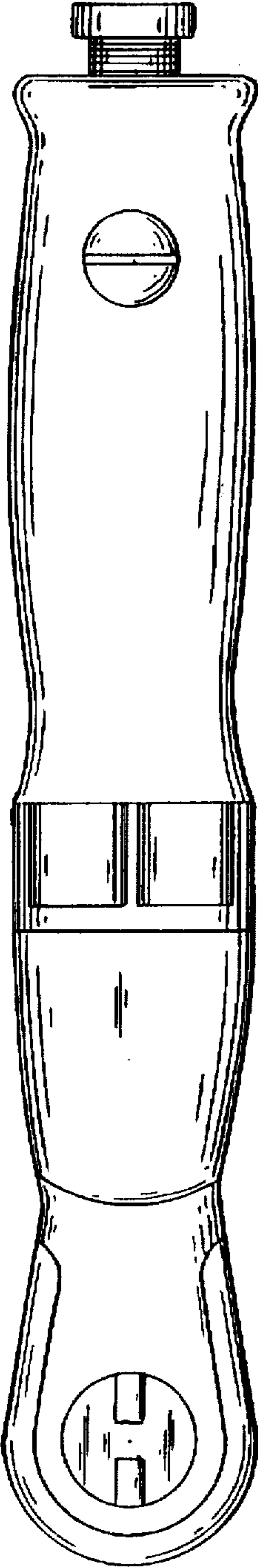


FIG. 2




FIG. 1

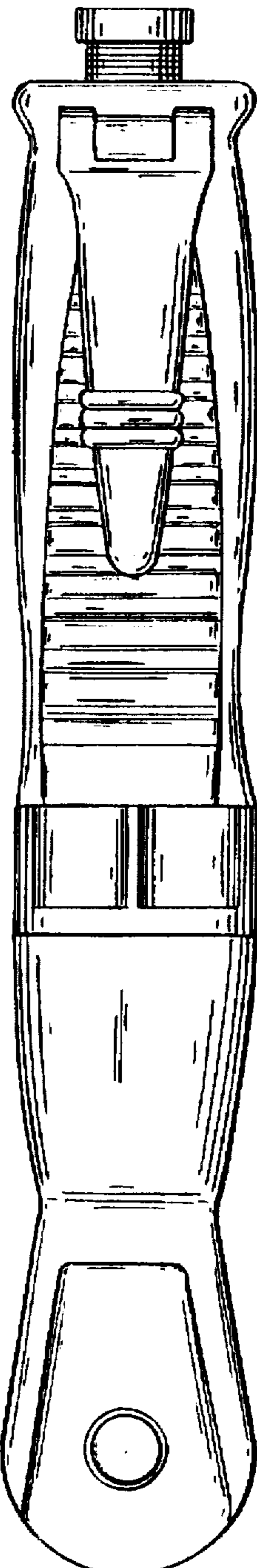


FIG. 3

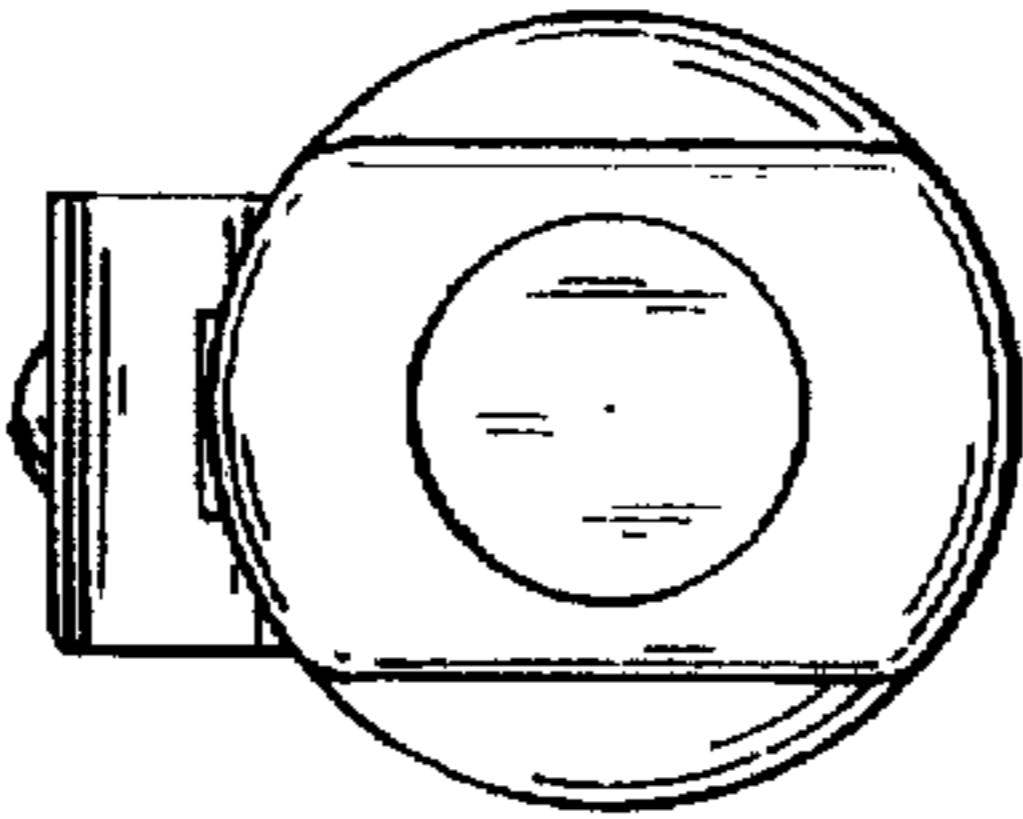


FIG. 5




FIG. 4

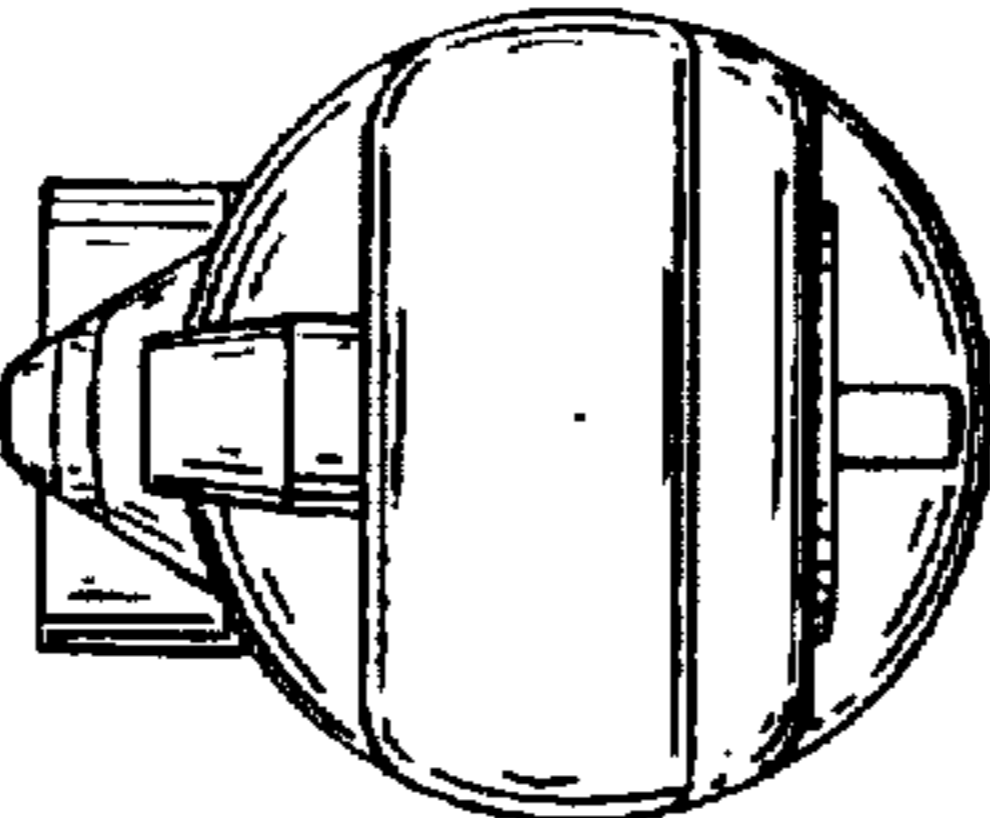


FIG. 6