



US00D387956S

United States Patent [19]

Gagnon et al.

[11] Patent Number: **Des. 387,956**

[45] Date of Patent: ****Dec. 23, 1997**

[54] **FORK**

[76] Inventors: **Hubert Gagnon**, 308, rue du Grand-Hunier, Saint-Augustin-de-Desmaures, Quebec, Canada, G3A 2J1; **Aldo Balatti**, 382, rue du Cantonier, Saint-Augustin-de-Desmaures, Quebec, Canada, G3A 1N4

[**] Term: **14 Years**

[21] Appl. No.: **63,480**

[22] Filed: **Dec. 9, 1996**

Related U.S. Application Data

[62] Division of Ser. No. 52,939, Apr. 10, 1996.

[51] LOC (6) Cl. **07-03**

[52] U.S. Cl. **D7/653**

[58] Field of Search D7/642, 643, 645, D7/649, 653, 662, 663, 664, 401.2; 30/147-150, 322, 324

[56] **References Cited**

U.S. PATENT DOCUMENTS

D. 216,482	1/1970	Wentzel	D7/653
D. 236,421	8/1975	Dart et al.	D7/653
904,553	11/1908	McCoy	30/149

Primary Examiner—Caron D. Veynar
Attorney, Agent, or Firm—Robic

[57] **CLAIM**

The ornamental design for a fork, as shown and described.

DESCRIPTION

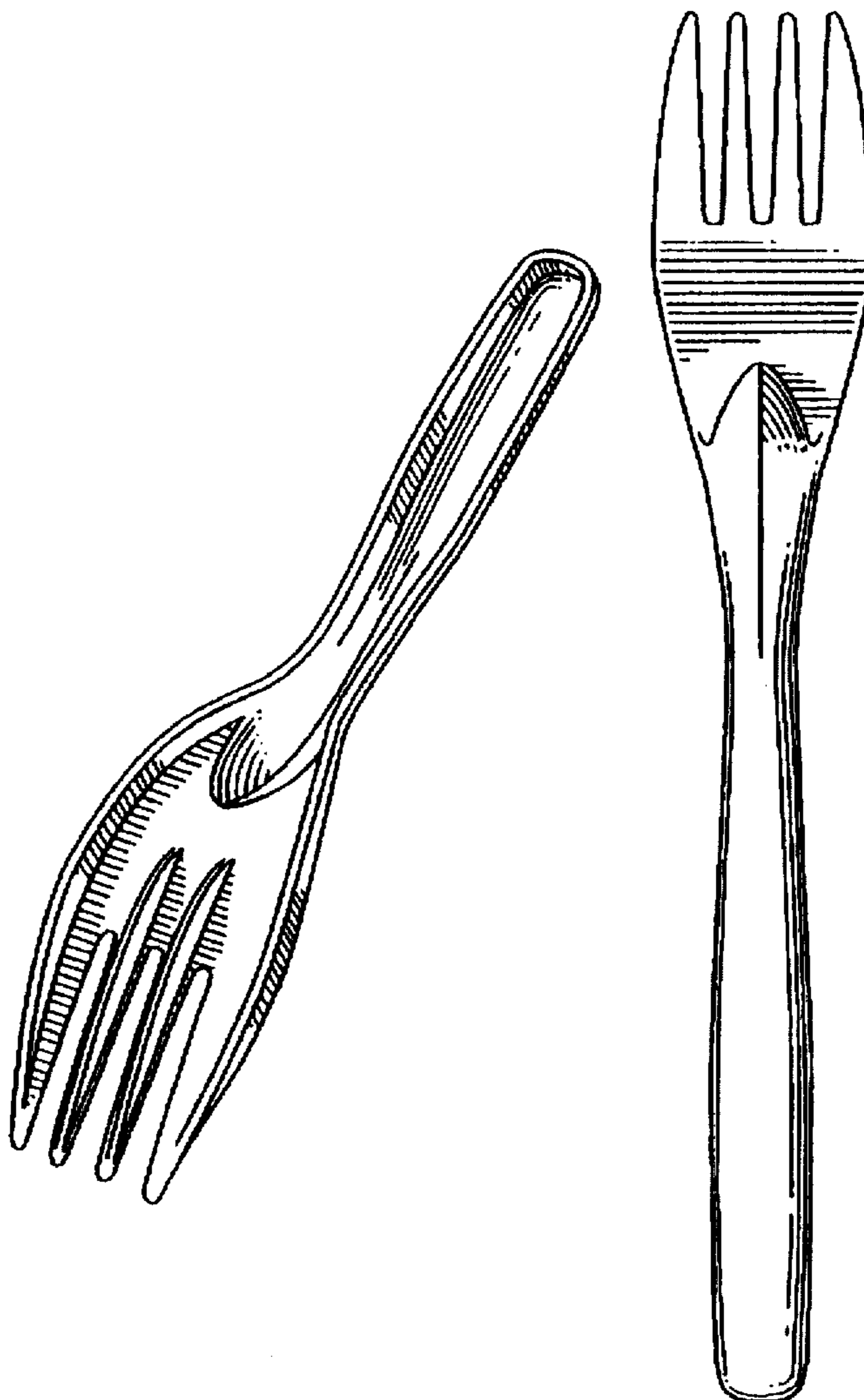
FIG. 1 is a top perspective view of the fork showing our new design;

FIG. 2 is a bottom plan view thereof;

FIG. 3 is a top plan view thereof; and,

FIG. 4 is a side elevational view thereof, the other side elevational view being a mirror copy of this side view.

1 Claim, 2 Drawing Sheets



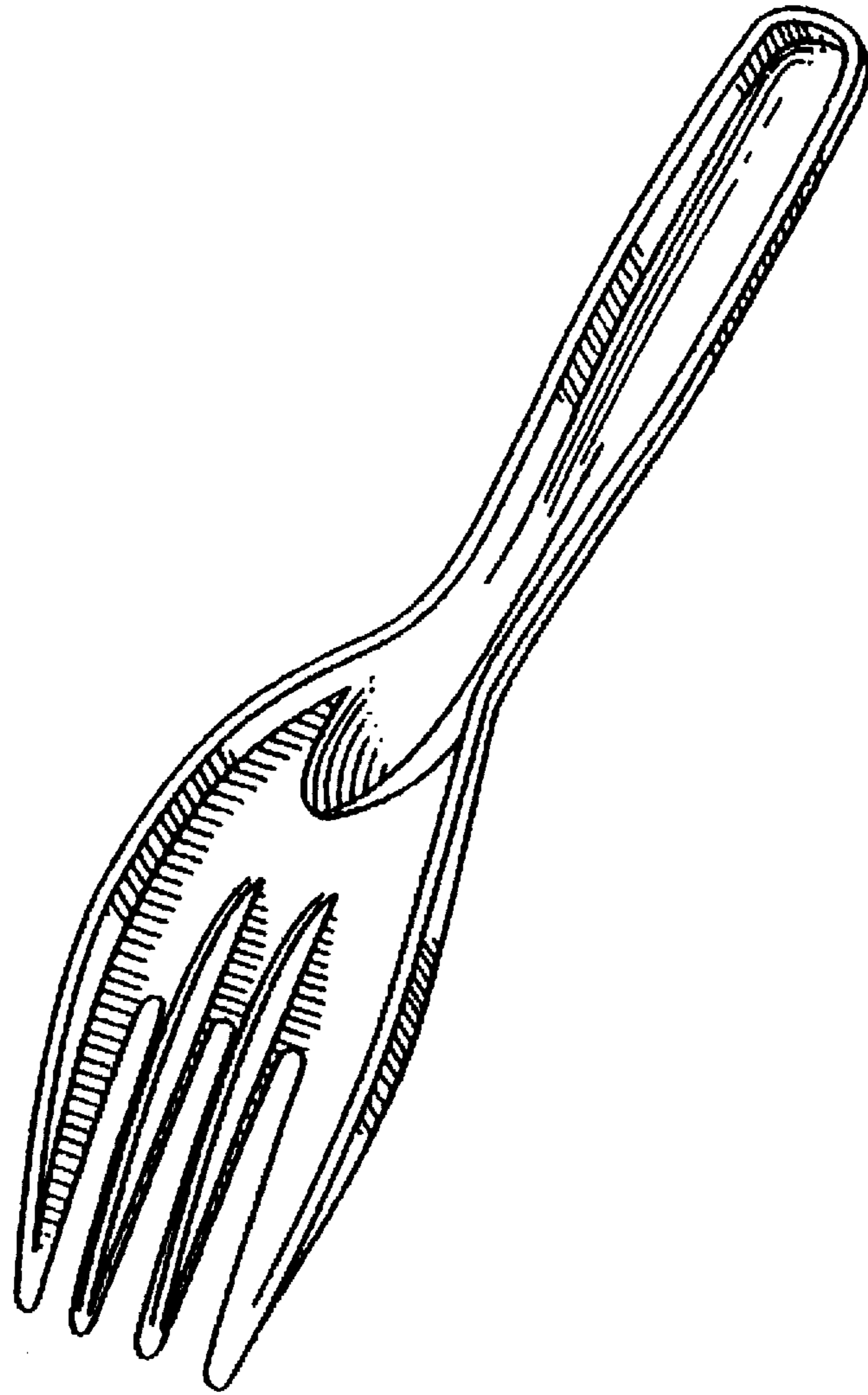


FIG. 1

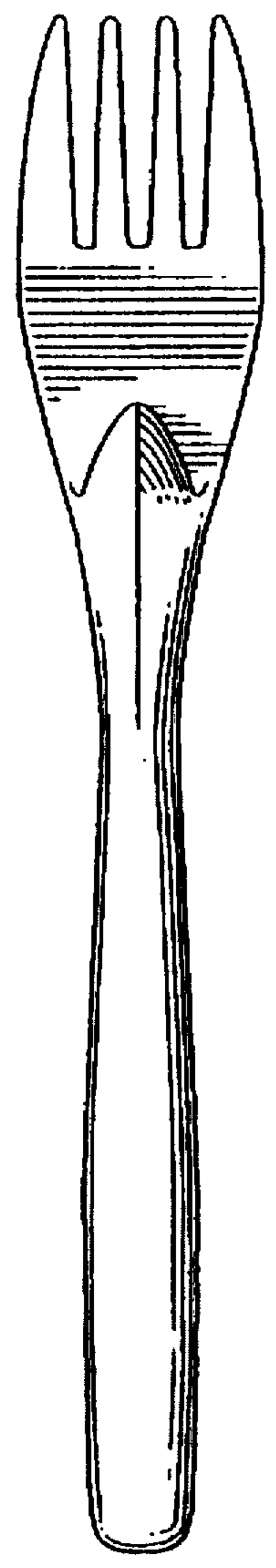


FIG. 2



FIG. 3

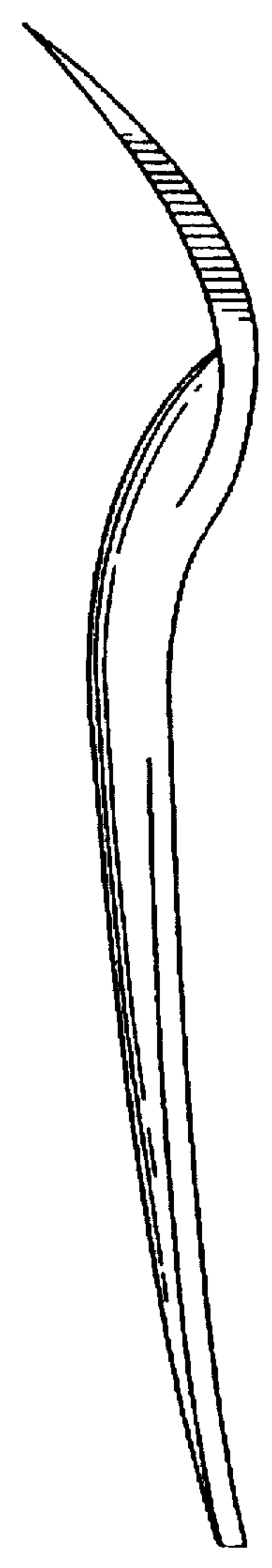


FIG. 4