



US00D387945S

United States Patent [19] Hippen

[11] Patent Number: **Des. 387,945**
[45] Date of Patent: ****Dec. 23, 1997**

[54] **COFFEEMAKER HOUSING**

[75] Inventor: **Jan Hippen**, Portland, Oreg.

[73] Assignee: **Black & Decker Inc.**, Newark, Del.

[**] Term: **14 Years**

[21] Appl. No.: **62,861**

[22] Filed: **Nov. 29, 1996**

[51] LOC (6) Cl. **07-01**

[52] U.S. Cl. **D7/309; D7/310; D7/311**

[58] Field of Search **D7/300, 309, 310, D7/311, 305; 99/306, 395, 286, 304**

- D. 359,414 6/1995 Kahlcke .
- D. 361,690 8/1995 Amie .
- D. 371,271 7/1996 Seiffert et al. .
- D. 376,950 12/1996 Saltet D7/309
- D. 377,290 1/1997 Saltet D7/309
- D. 377,577 1/1997 Cousins et al. D7/310 X
- D. 378,970 4/1997 Brady et al. D7/311 X
- D. 379,132 5/1997 Brady et al. D7/311 X
- 5,503,060 4/1996 Morecroft et al. D7/309 X

Primary Examiner—M. N. Pandozzi
Attorney, Agent, or Firm—Barry E. Deutsch

[57] **CLAIM**

The ornamental design for coffeemaker housing, as shown and described.

[56] **References Cited**

U.S. PATENT DOCUMENTS

- D. 288,517 3/1987 Kahlcke .
- D. 288,885 3/1987 Kahlcke D7/309
- D. 314,881 2/1991 Wondergem et al. D7/309
- D. 317,099 5/1991 Micoley .
- D. 317,996 7/1991 Jack D7/309
- D. 336,000 6/1993 Barrault D7/309
- D. 339,953 10/1993 Bunn et al. D7/309
- D. 340,833 11/1993 Del Fresno .
- D. 346,298 4/1994 Brady et al. .
- D. 347,961 6/1994 Beeren D7/310 X
- D. 348,585 7/1994 Sham D7/309
- D. 355,561 2/1995 Ullman .
- D. 356,712 3/1995 Brady .
- D. 358,736 5/1995 Kahlcke D7/310 X
- D. 359,195 6/1995 Mukai et al. .
- D. 359,413 6/1995 Storsberg .

DESCRIPTION

FIG. 1 is a perspective view of my new design of a coffeemaker housing;
 FIG. 2 is a front elevational view of my new design of the coffeemaker housing;
 FIG. 3 is a rear elevational view of my new design of the coffeemaker housing;
 FIG. 4 is a left side elevational view of my new design of the coffeemaker housing;
 FIG. 5 is a right side elevational view of my new design of the coffeemaker housing;
 FIG. 6 is a top plan view of my new design of the coffeemaker housing; and,
 FIG. 7 is a bottom plan view of my new design of the coffeemaker housing.

1 Claim, 7 Drawing Sheets

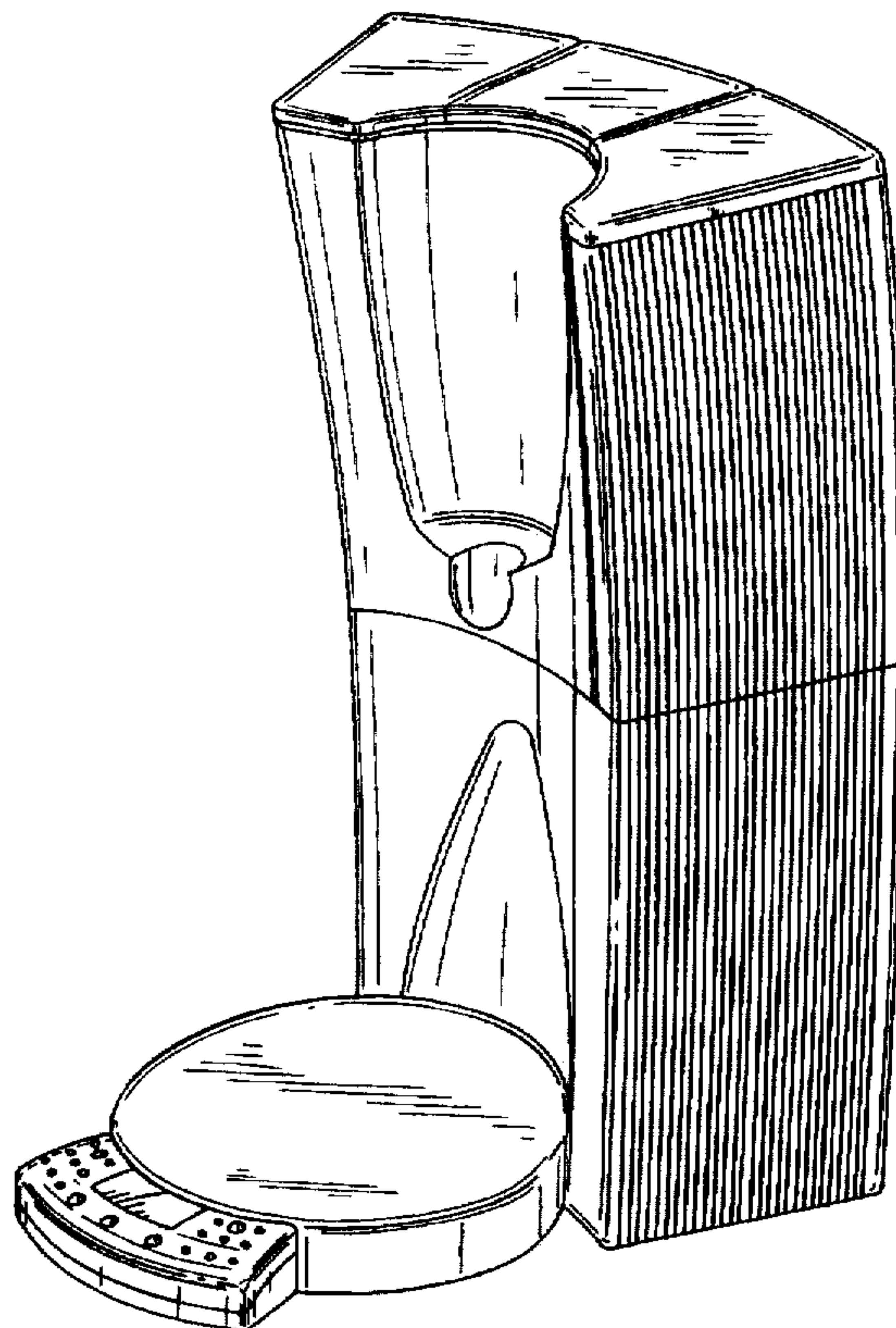


FIG. 1

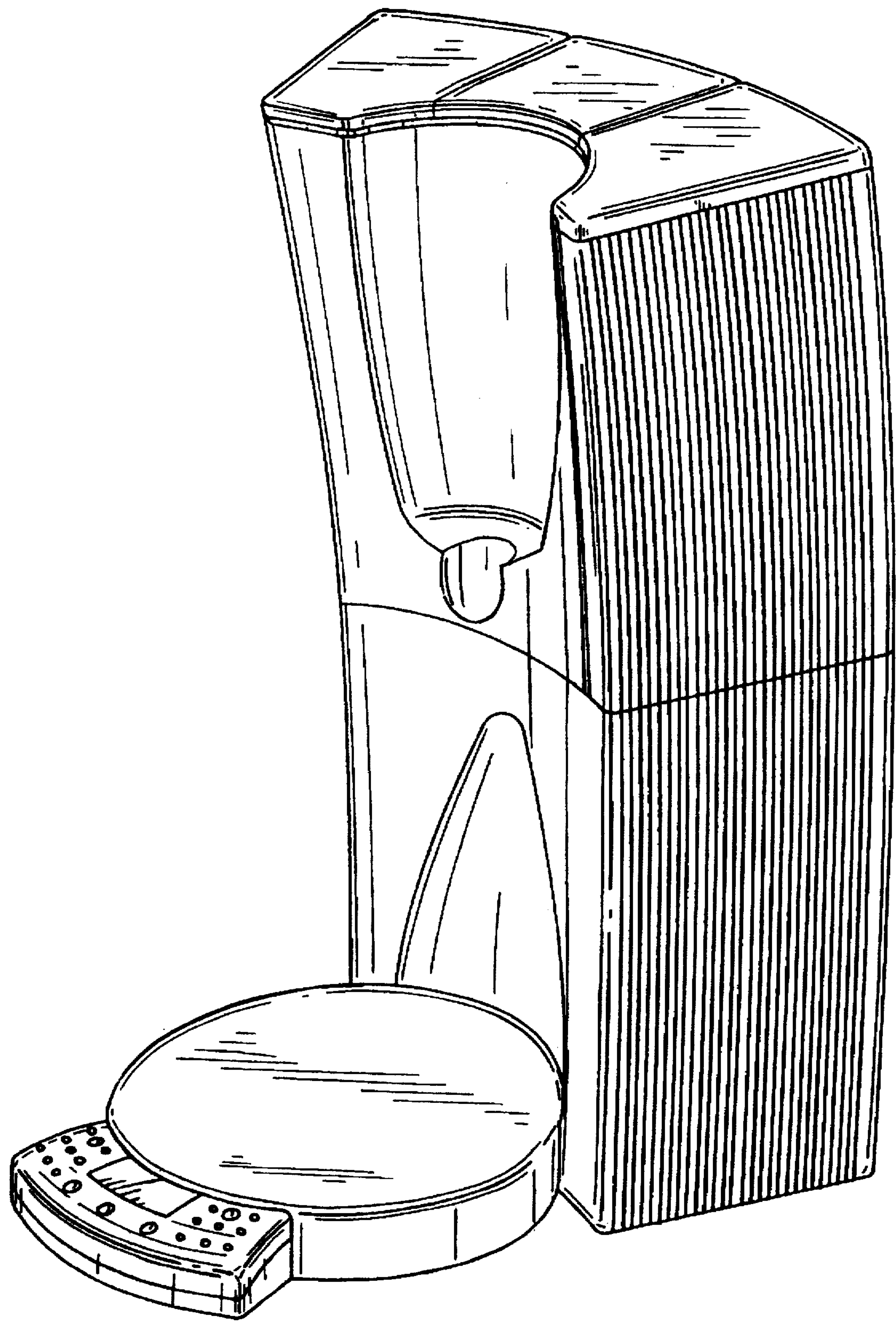


FIG. 2

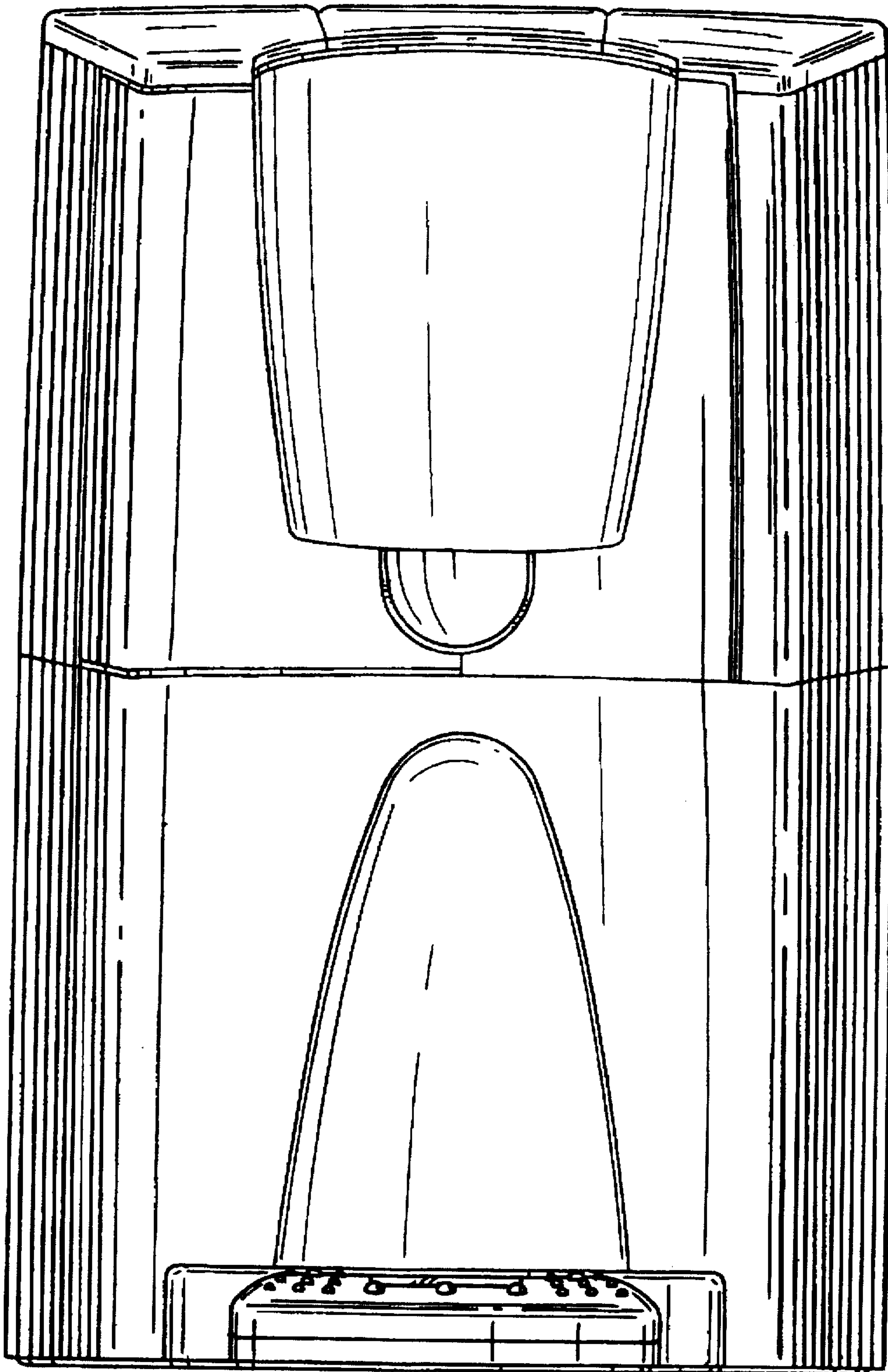


FIG. 3




FIG. 4

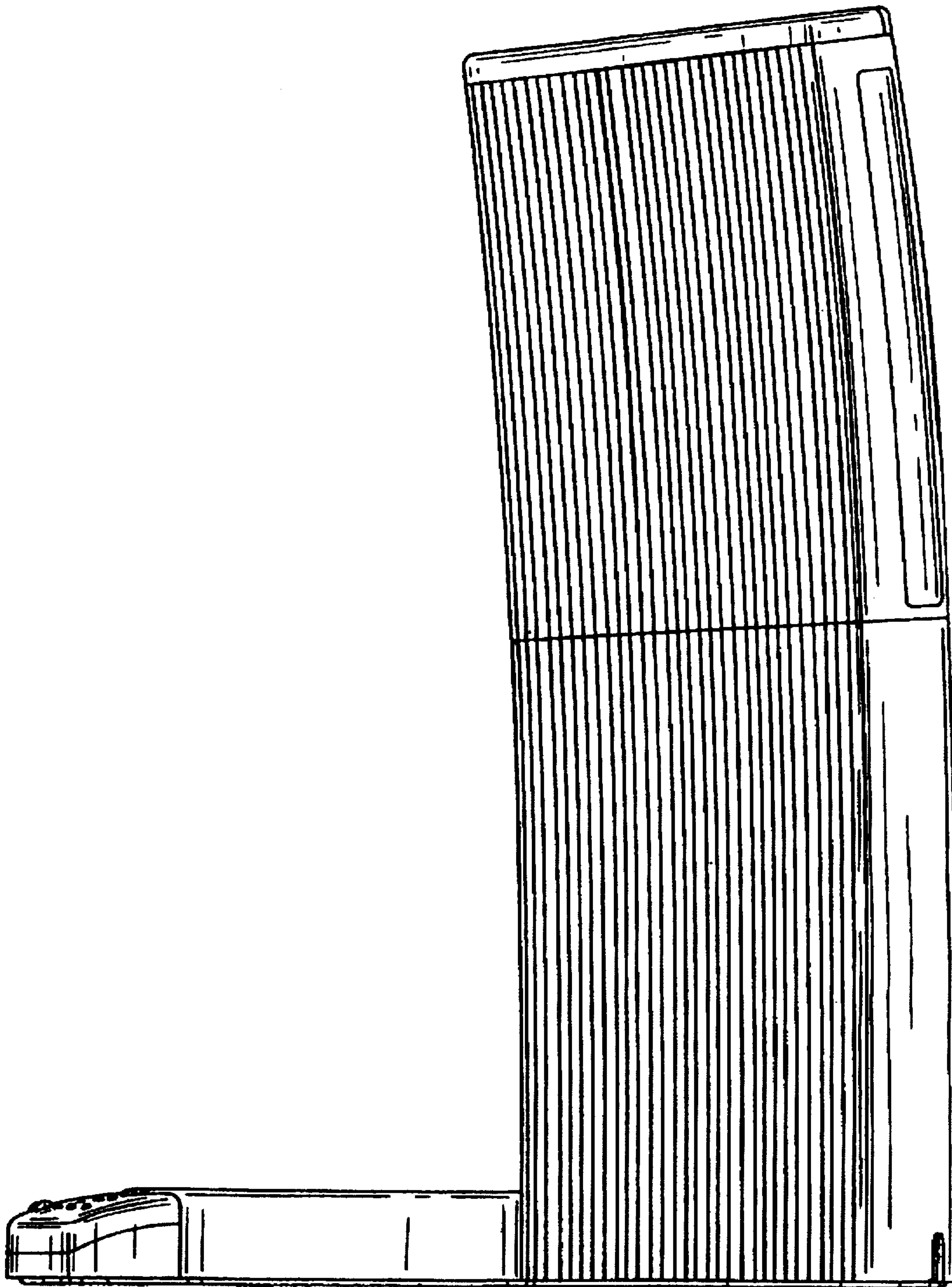


FIG. 5

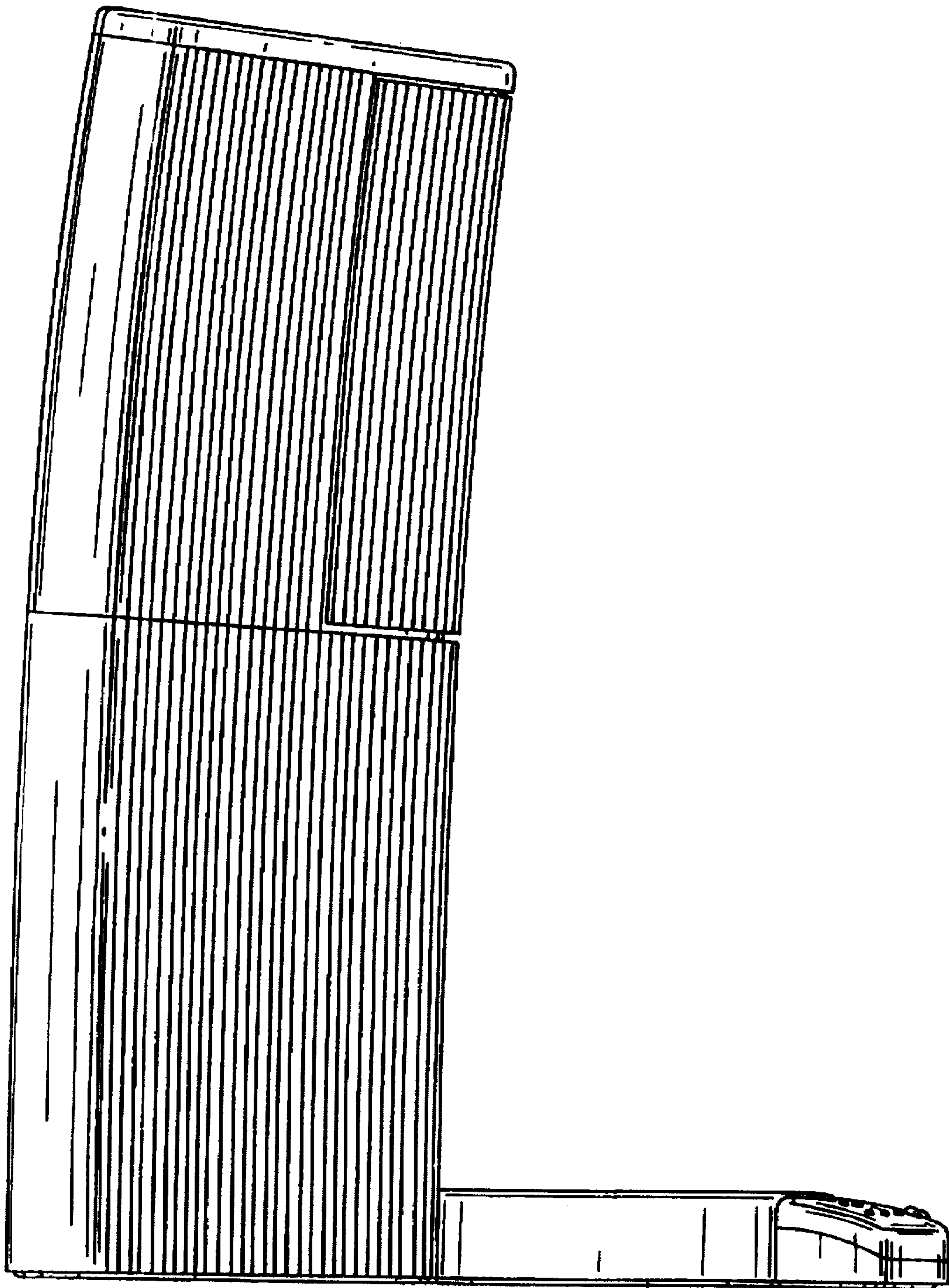


FIG. 6

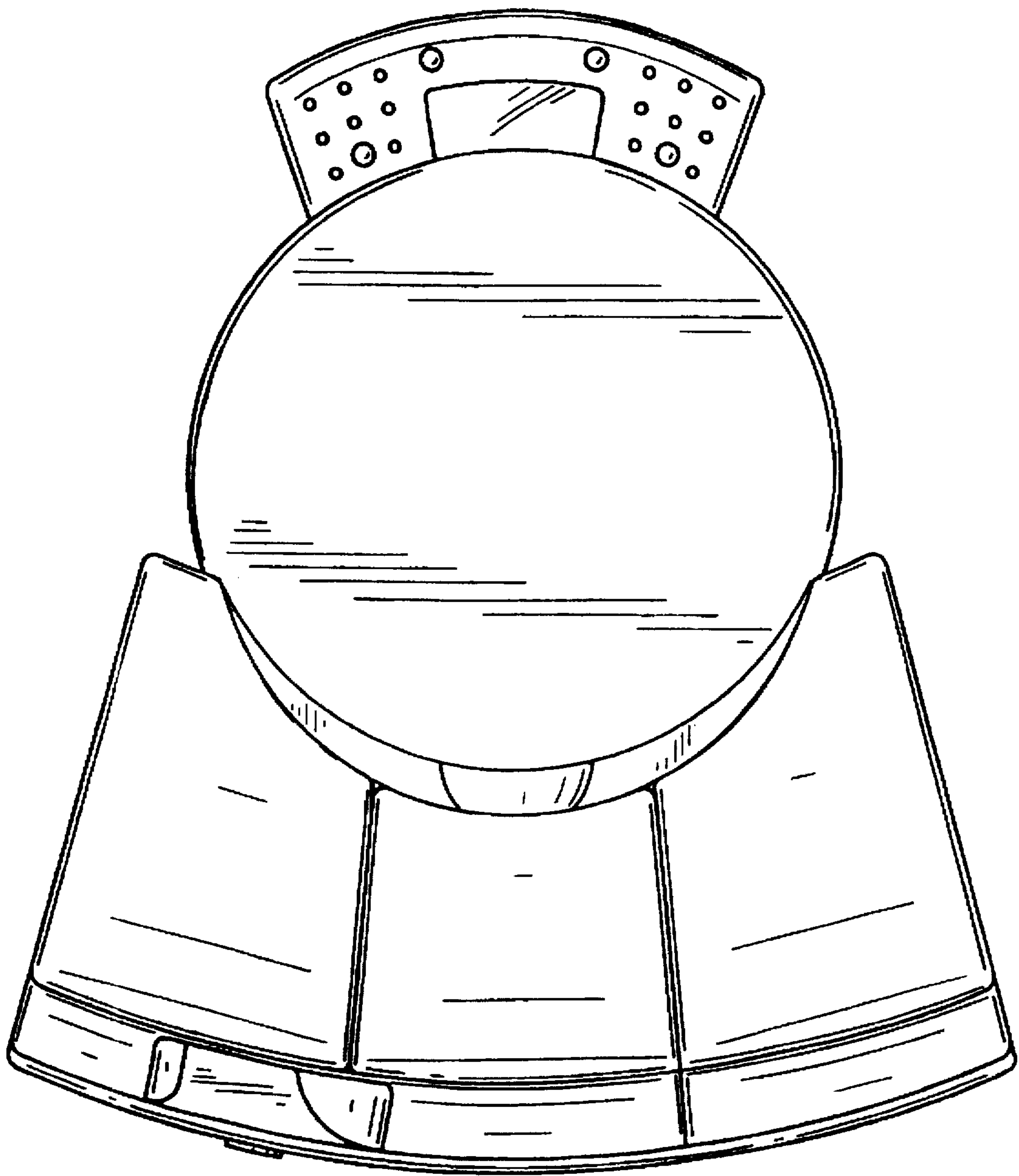


FIG. 7

