

US00D387930S

United States Patent [19]

Israel et al.

[11] Patent Number: **Des. 387,930**

[45] Date of Patent: ****Dec. 23, 1997**

[54] **HOLDER FOR A SHAVING TOOL**

[76] Inventors: **Eli Israel**, 3/43 Naaman Street, Ashdod 77707, Israel; **Gabriel Israel**, Rembrandt Street 4, Ashdod 77632, Israel

[**] Term: **14 Years**

[21] Appl. No.: **51,640**

[22] Filed: **Mar. 14, 1996**

[51] **LOC (6) Cl.** **06-02**

[52] **U.S. Cl.** **D6/526**

[58] **Field of Search** D6/526, 512, 553, D6/567; 248/309.1, 314, 317; 206/351; 211/13

D. 370,375 6/1996 Murgida et al. D6/526

526,390 9/1894 Glauber .

594,962 12/1897 McManus .

910,785 1/1909 Colton .

1,206,998 12/1916 Curry .

1,987,020 1/1935 Looft .

2,044,520 6/1936 Weiant, Jr. .

2,045,965 6/1936 Rosen .

2,457,918 1/1949 Pierce .

2,471,825 5/1949 Long 248/314

2,474,899 7/1949 Hutt 248/314

2,668,300 2/1954 Grill .

2,923,025 2/1960 Liftman .

3,425,065 2/1969 Strong .

3,792,498 2/1974 Klimboff et al. .

4,316,296 2/1982 Lubin .

4,531,246 7/1985 Earley .

4,779,829 10/1988 Rocke et al. .

4,890,348 1/1990 Racioppi .

4,945,598 8/1990 Racioppi .

5,178,353 1/1993 Huxtable .

5,181,285 1/1993 Kolada .

5,279,007 1/1994 Kolada .

[56] References Cited

U.S. PATENT DOCUMENTS

D. 32,045 12/1899 Hamm .

139,684 6/1873 Morahan .

D. 181,876 1/1958 Nolan et al. .

D. 187,290 2/1960 Miller .

D. 197,692 3/1964 Wessel .

D. 197,880 4/1964 Rubin D6/526

D. 230,675 3/1974 Wilkins .

D. 240,681 7/1976 Granatelli .

D. 254,881 5/1980 Pyskaty .

D. 259,226 5/1981 Lester .

D. 281,142 10/1985 Wallace D8/349

D. 294,903 3/1988 Pokorny .

D. 300,406 3/1989 Bordian D6/526 X

D. 333,583 3/1993 Hurd .

D. 335,599 5/1993 Novak .

D. 335,990 6/1993 Lizanetz et al. .

D. 338,261 8/1993 Kolada .

D. 363,577 10/1995 Brightbill et al. .

D. 364,060 11/1995 Lai .

Primary Examiner—Susan J. Lucas
Assistant Examiner—Pamela Burgess
Attorney, Agent, or Firm—Helfgott & Karas, P.C.

[57] CLAIM

The ornamental design for a holder for a shaving tool, as shown and described.

DESCRIPTION

FIG. 1 is a perspective view of a holder for a shaving tool showing our new design;

FIG. 2 is a top view;


FIG. 3 is a right side elevation view being identical to the left-side elevation view;

FIG. 4 is a rear elevation view thereof;

FIG. 5 is a front elevation view thereof; and,

FIG. 6 is a bottom view thereof.

1 Claim, 4 Drawing Sheets



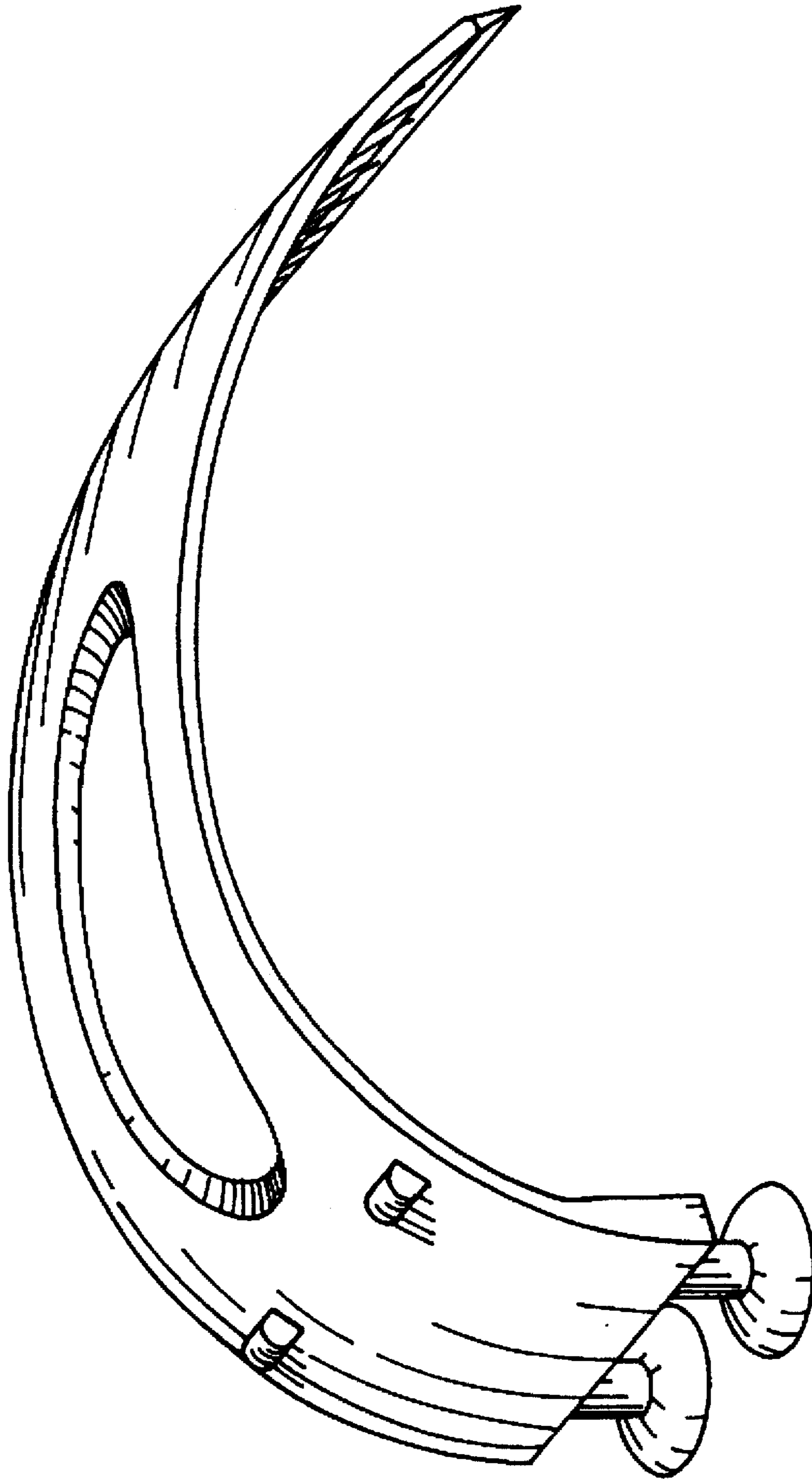


Fig. 1

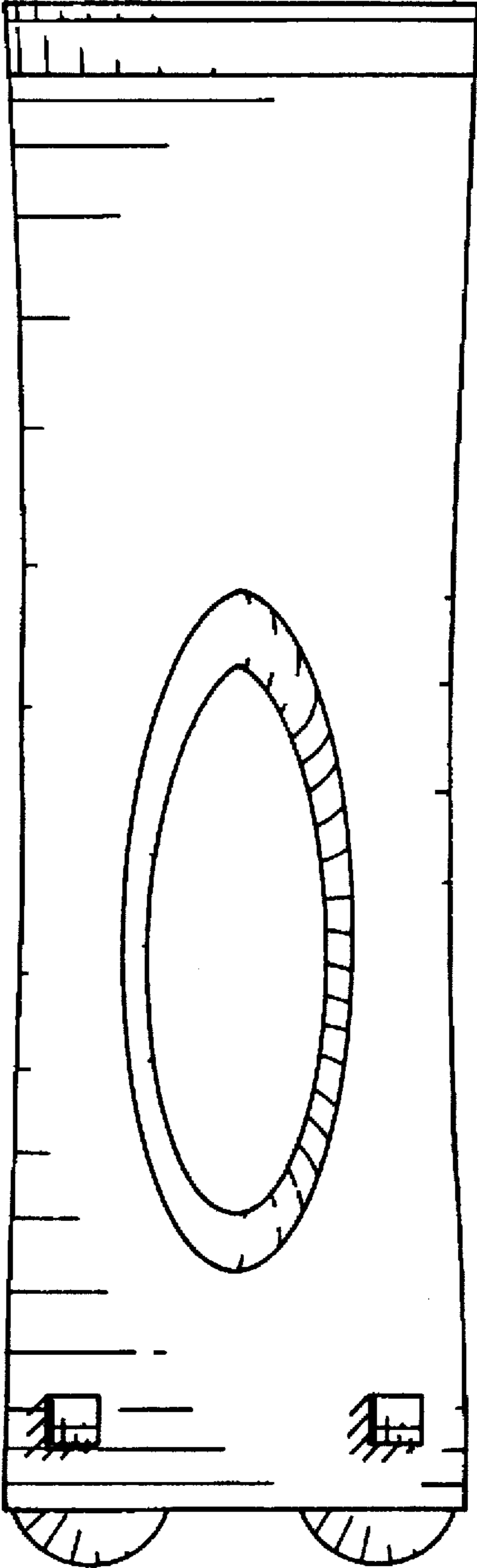


Fig. 2

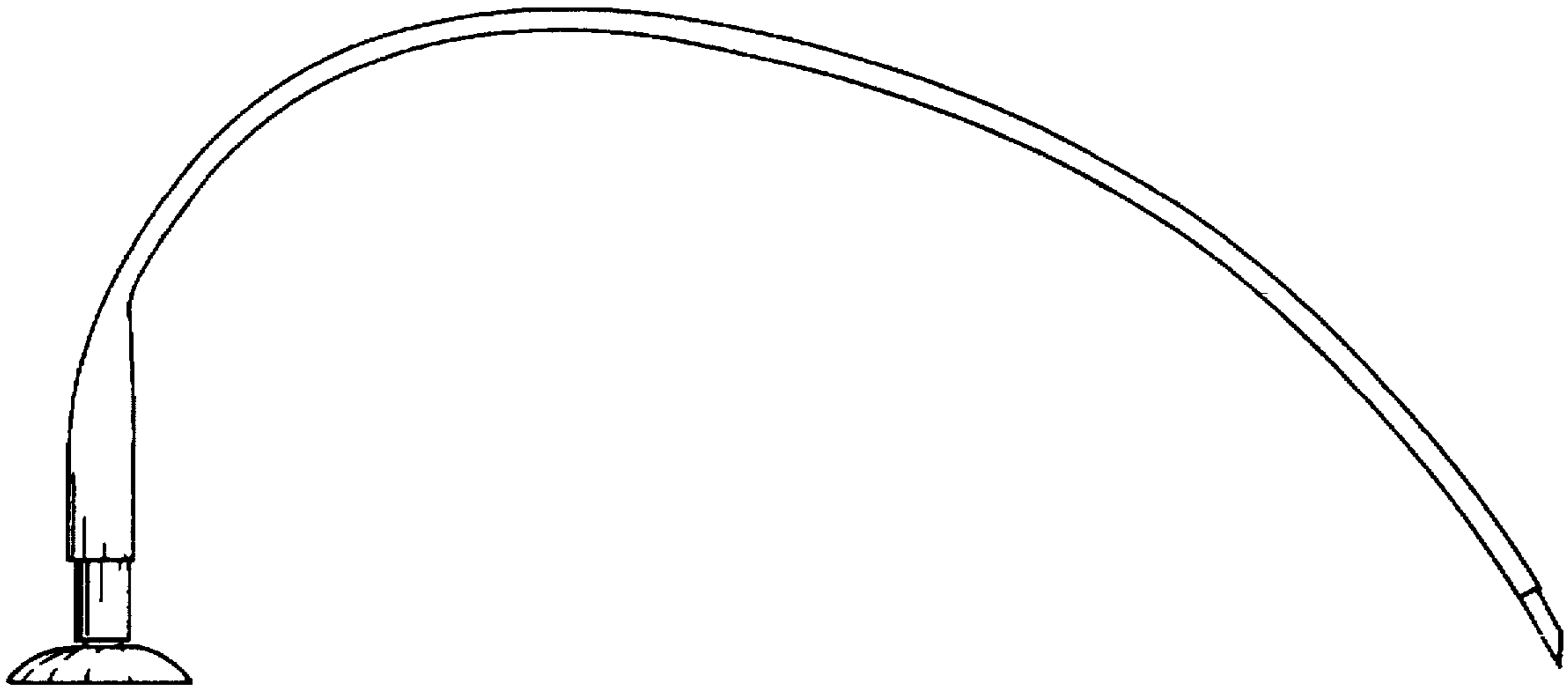


Fig. 3

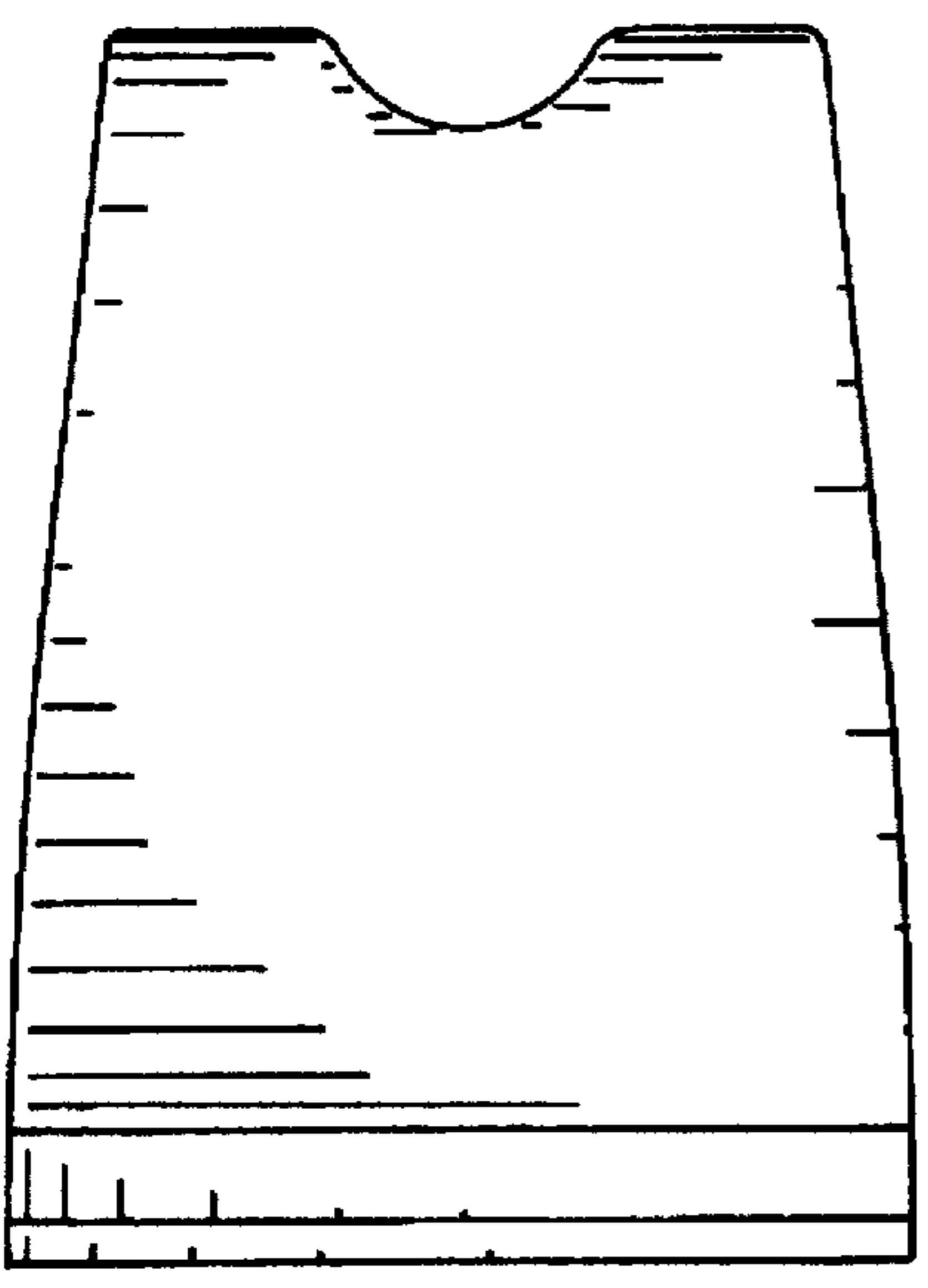


Fig. 4

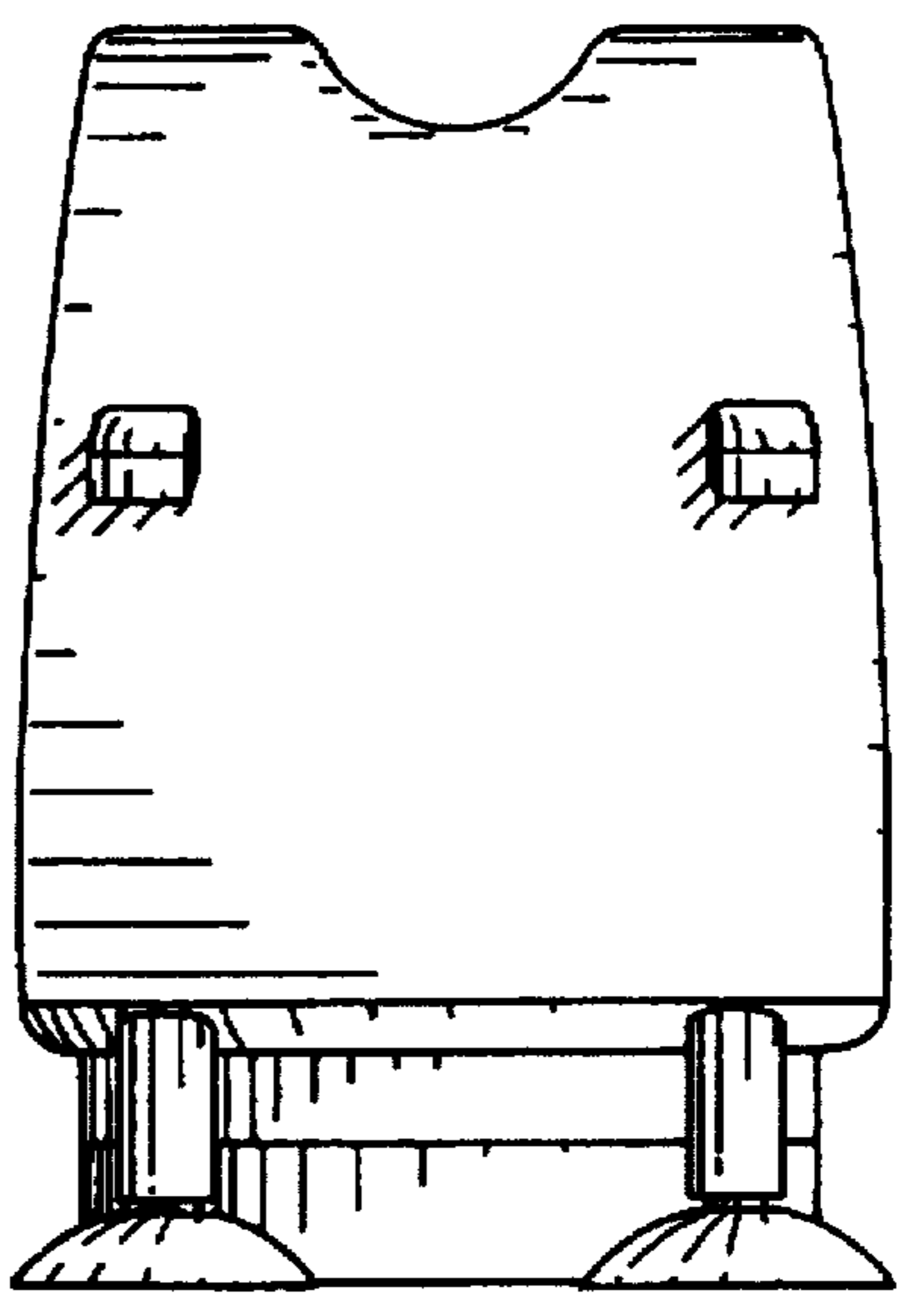


Fig. 5

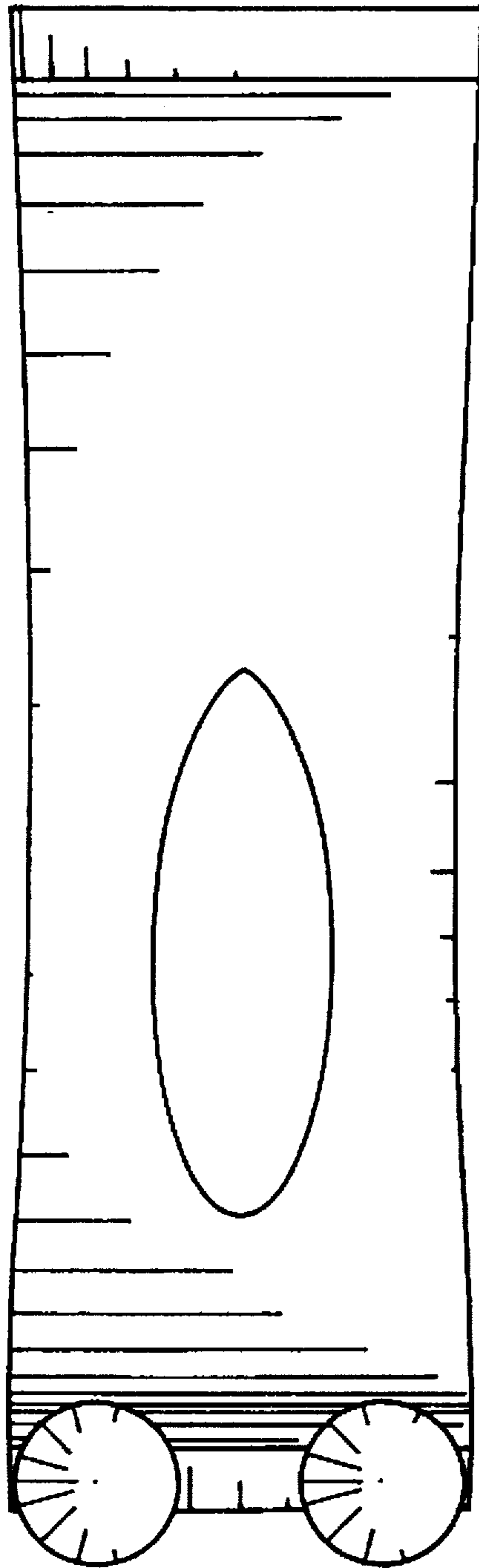


Fig. 6