



US00D387929S

United States Patent [19]
Stewart

[11] **Patent Number: Des. 387,929**
[45] **Date of Patent: **Dec. 23, 1997**

[54] **HANGING CLOSET HAMPER**

[75] Inventor: **James W. Stewart**, San Rafael, Calif.
[73] Assignee: **Clothesmate Products, Inc.**, San Rafael, Calif.
[**] Term: **14 Years**

[21] Appl. No.: **53,954**
[22] Filed: **May 2, 1996**

[51] **LOC (6) Cl.** **06-04**
[52] **U.S. Cl.** **D6/513**
[58] **Field of Search** **D6/512-514, 567, D6/569-571; 211/13-14, 26, 71, 86-87, 89; 248/176, 177**

[56] **References Cited**

U.S. PATENT DOCUMENTS

D. 256,636	9/1980	Leishman	D6/513 X
D. 306,671	3/1990	Keech	D6/513
D. 313,906	1/1991	Lublin	D6/513 X
D. 315,839	4/1991	Martorella	D6/513
D. 362,748	10/1995	Schildkraut	D3/303 X
2,472,094	6/1949	Cowles	211/13 X
3,339,745	9/1967	Sugerman	211/13

OTHER PUBLICATIONS

Hold Everything Catalogue, Aug. 1990, p. 13 Laundry Hamper.

Primary Examiner—Pamela J. Burgess
Attorney, Agent, or Firm—Townsend and Townsend and Crew LLP

[57] **CLAIM**

The ornamental design for a hanging closet hamper, as shown and described.

DESCRIPTION

FIG. 1 is a perspective view of a hanging closet hamper showing my new design;
FIG. 2 is a top plan view thereof;
FIG. 3 is a front elevational view thereof, the rear elevational view being a mirror image thereof;
FIG. 4 is a left side elevational view thereof;
FIG. 5 is a right side elevational view thereof;
FIG. 6 is a bottom plan view thereof; and,
FIG. 7 is a front elevational view thereof of a second embodiment of FIGS. 1-6, it being understood that the only difference resides in the length of the article.

1 Claim, 1 Drawing Sheet






FIG. 2.



FIG. 4.




FIG. 3.



FIG. 5.




FIG. 1.



FIG. 6.




FIG. 7.