



US00D387928S

United States Patent [19]
Hunt

[11] **Patent Number:** **Des. 387,928**
[45] **Date of Patent:** ****Dec. 23, 1997**

- [54] **SHELF MOUNTABLE ROTATABLE ORGANIZER**
- [75] **Inventor:** **Thomas A. Hunt**, Encinitas, Calif.
- [73] **Assignee:** **Spectrum Concepts, Inc.**, Encinitas, Calif.
- [**] **Term:** **14 Years**
- [21] **Appl. No.:** **62,994**
- [22] **Filed:** **Nov. 19, 1996**
- [51] **LOC (6) Cl.** **06-04**
- [52] **U.S. Cl.** **D6/511**
- [58] **Field of Search** **D6/509-511, 574, D6/466, 467, 468; 211/126, 153, 144, 131; 206/557, 561, 562-565; 108/25-27, 161, 131, 139, 140; 312/305, 238, 125; D7/501, 550, 552**

[56] **References Cited**

U.S. PATENT DOCUMENTS

353,419	11/1886	Lamson	211/131 X
D. 364,057	11/1995	Bowman	D6/511
D. 373,696	9/1996	Minneman	D6/511
4,738,495	4/1988	Mitts	312/305
5,222,604	6/1993	Tiramani	206/565 X

Primary Examiner—James Gandy
Assistant Examiner—Linda Brooks

Attorney, Agent, or Firm—Bernard L. Kleinke; Peter P. Scott

[57] **CLAIM**

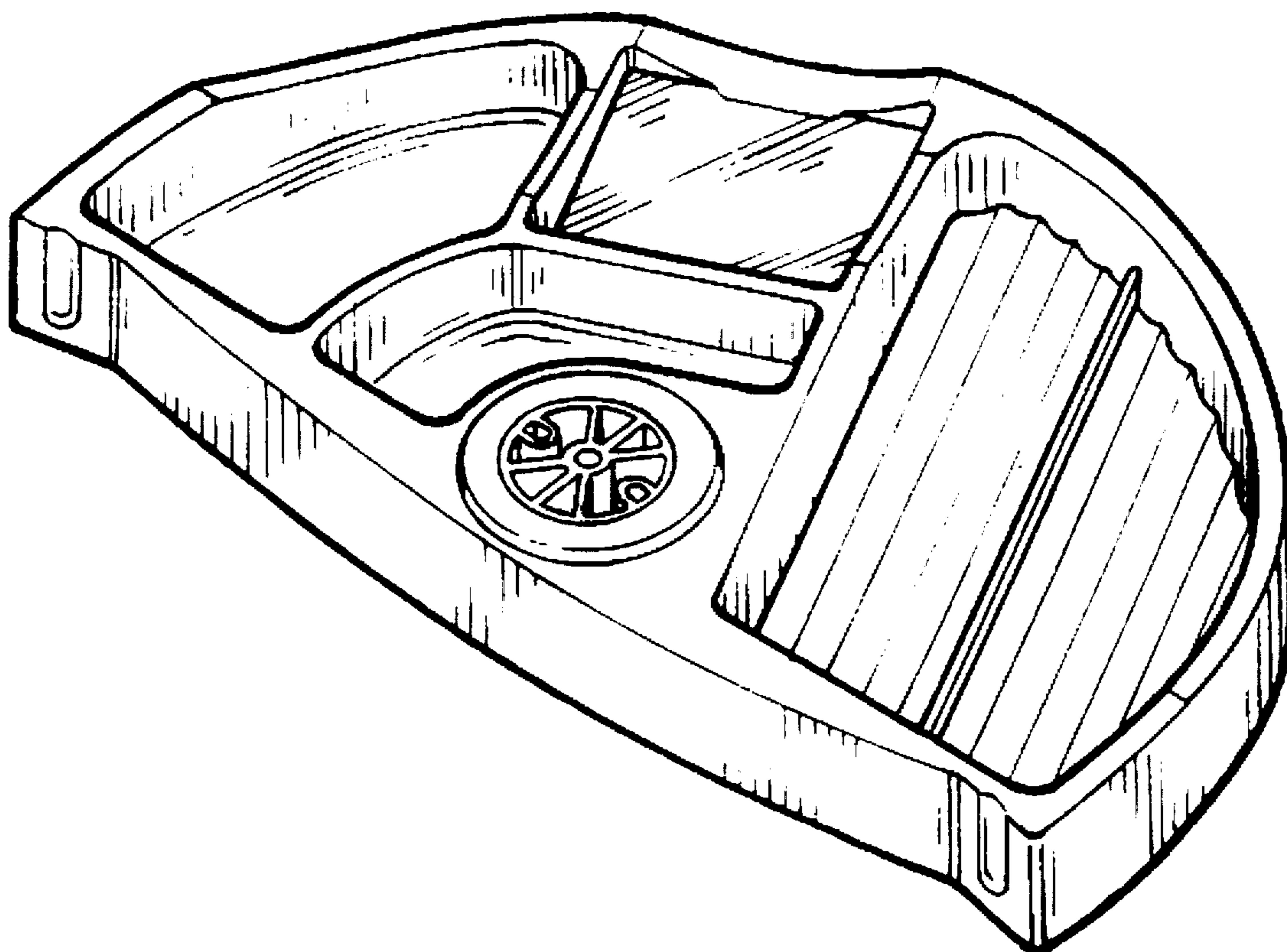
The ornamental design for a shelf mountable rotatable organizer, as shown and described.

DESCRIPTION

FIG. 1 is a perspective view of a shelf mountable rotatable organizer illustrating the top, right and rear sides thereof; FIG. 2 is an elevational view of the right side of the shelf mountable rotatable organizer of FIG. 1 shown in open position mounted to an underside of a shelf which is indicated in broken lines for purposes of illustration only and forms no part of the claimed design; FIG. 3 is an elevational view of the left side of the shelf mountable rotatable organizer of FIG. 1 shown in a non-access position mounted to the underside of a shelf as in FIG. 2; FIG. 4 is an elevational view of the front side of the shelf mountable rotatable organizer of FIG. 1 on an enlarged scale; FIG. 5 is an elevational view of the rear side of the shelf mountable rotatable organizer of FIG. 4; and, FIG. 6 is a plan view of the top side of the shelf mountable rotatable organizer of FIG. 4.

The bottom surface of the shelf mountable rotatable organizer forms no part of the claimed design.

1 Claim, 2 Drawing Sheets



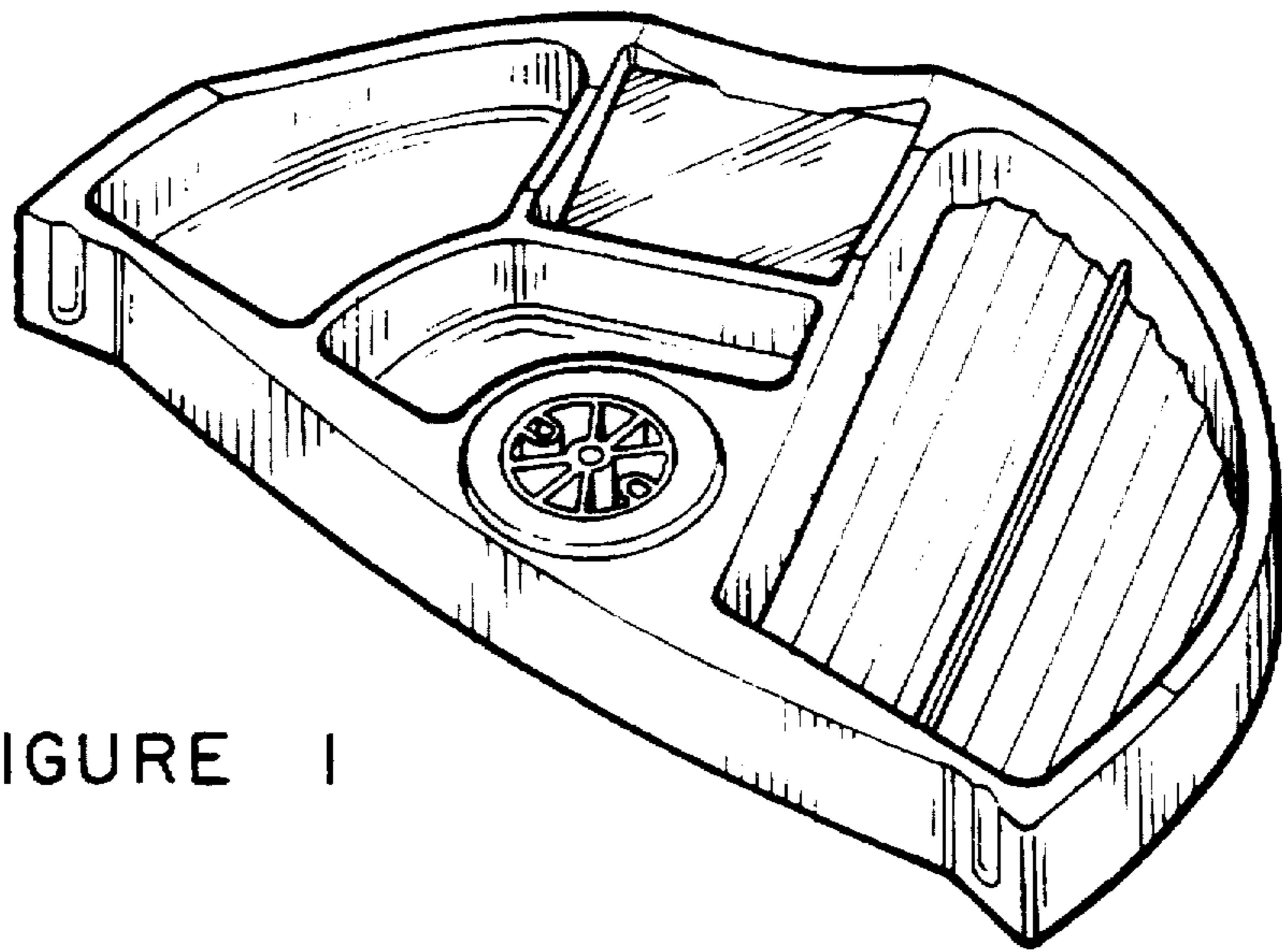


FIGURE 1




FIGURE 6




FIGURE 5

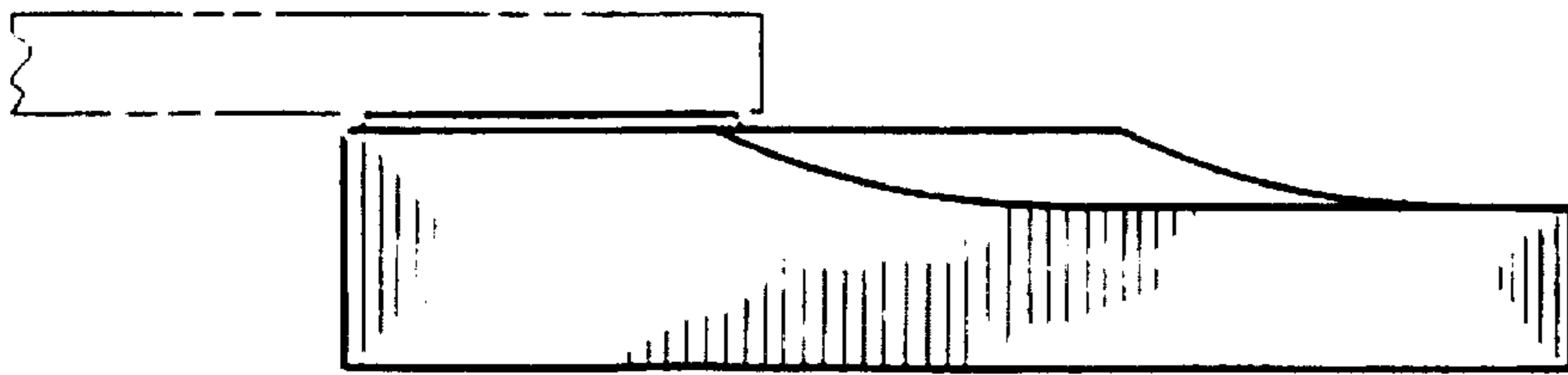


FIGURE 2

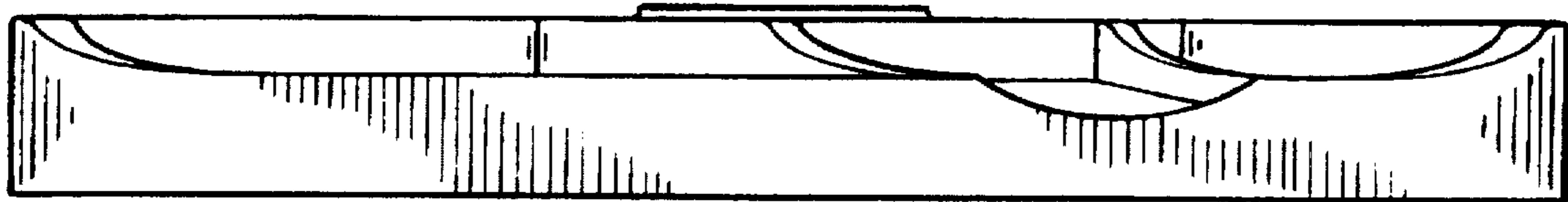


FIGURE 4

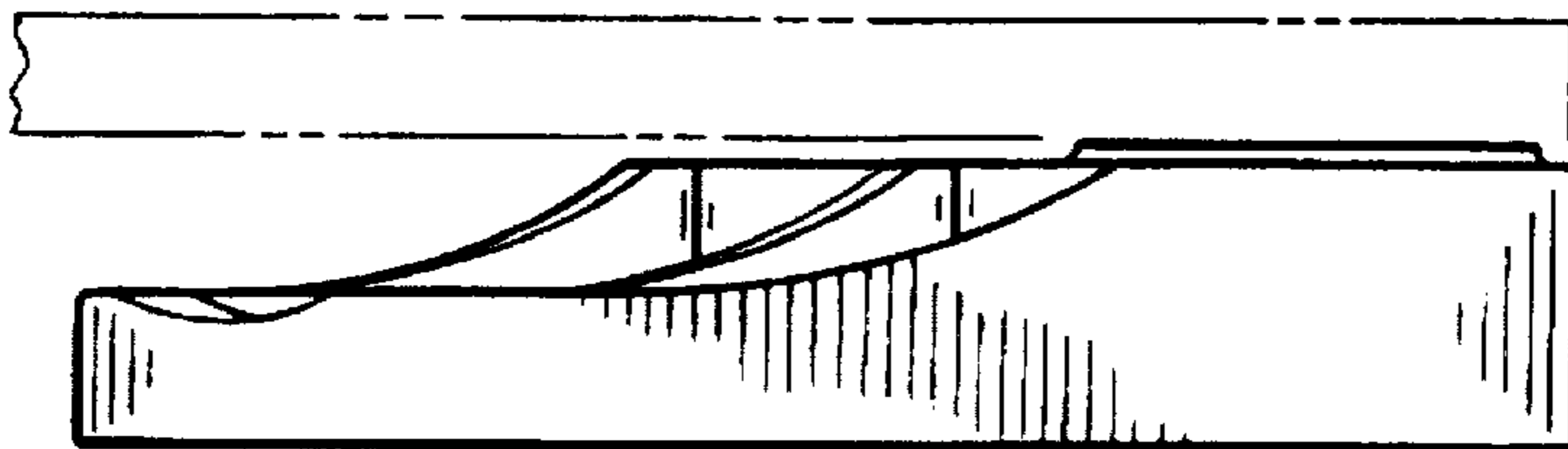


FIGURE 3