

US00D387927S

United States Patent [19]
Canton Gongora et al.

[11] **Patent Number: Des. 387,927**
[45] **Date of Patent: **Dec. 23, 1997**

[54] **VERTICAL SUPPORT**
[75] **Inventors: Antonio Canton Gongora; Carlos Jesús Cruz Fernandez; José María Muñagorri Enriquez; Juan Carlos Rayo Ortigüela, all of Madrid, Spain**
[73] **Assignee: Telefonica de Espana, S.A., Madrid, Spain**
[**] **Term: 14 Years**

3,762,116 10/1973 Anderson et al. 160/351 X
3,841,042 10/1974 Siegal 52/239
5,033,526 7/1991 DeLong 52/239 X
5,150,554 9/1992 Quinlan, Jr. et al. 52/239 X

Primary Examiner—Janice E. Seeger
Attorney, Agent, or Firm—Reid & Priest L.L.P.

[21] **Appl. No.: 62,710**
[22] **Filed: Nov. 21, 1996**
[30] **Foreign Application Priority Data**
May 21, 1996 [ES] Spain 137527
[51] **LOC (6) Cl. 06-06**
[52] **U.S. Cl. D6/495; D6/332**
[58] **Field of Search D6/491, 495, 332, D6/457, 479; D25/126, 58; 211/191; 52/239, 243.1; 160/135, 351**

[57] **CLAIM**

The ornamental design for a vertical support, as shown and described.

DESCRIPTION

FIG. 1 is a right side elevation view of a vertical support embodying our new and ornamental design;
FIG. 2 is a front elevation view thereof;
FIG. 3 is a left side elevation view thereof;
FIG. 4 is a rear elevation view thereof;
FIG. 5 is a top plan view thereof;
FIG. 6 is a front perspective view thereof; and,
FIG. 7 is an enlarged portion of the perspective view of FIG. 6.

“The circular apertures in FIGS. 1–4 are continuous through.”

[56] **References Cited**
U.S. PATENT DOCUMENTS
3,412,512 11/1968 Hollister 52/239

1 Claim, 2 Drawing Sheets

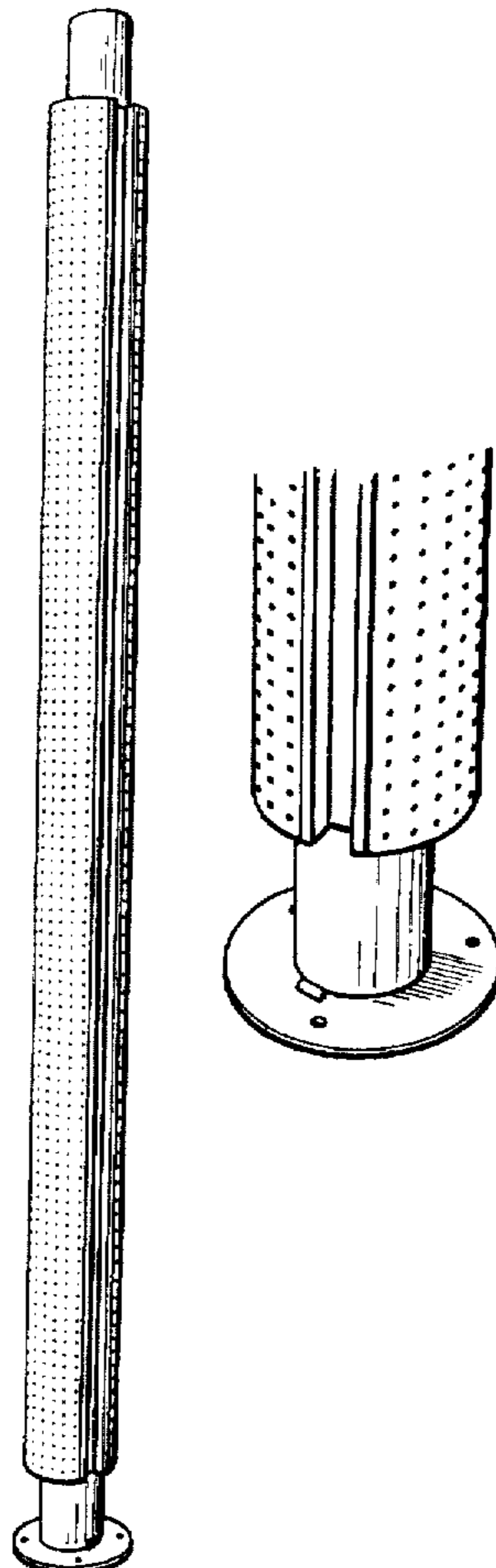


FIG.-1

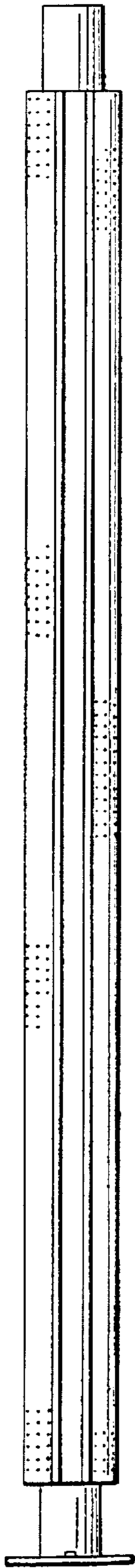


FIG.-2




FIG.-3

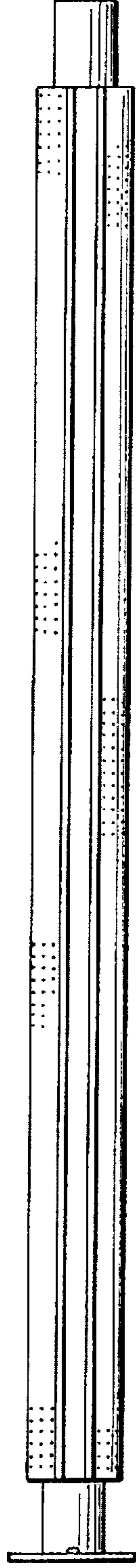


FIG.-4

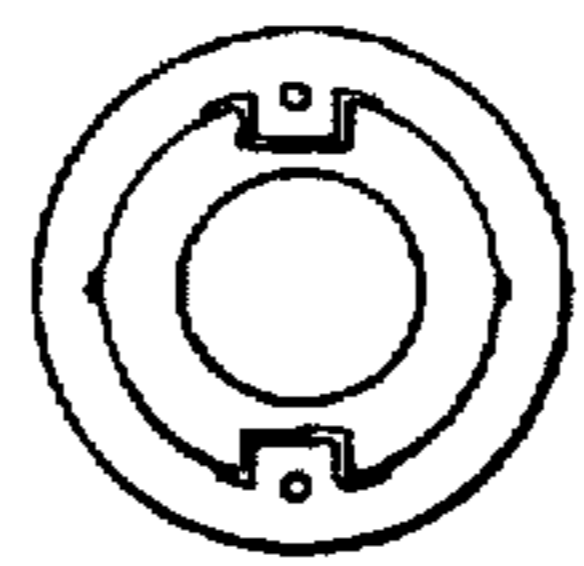


FIG.-5

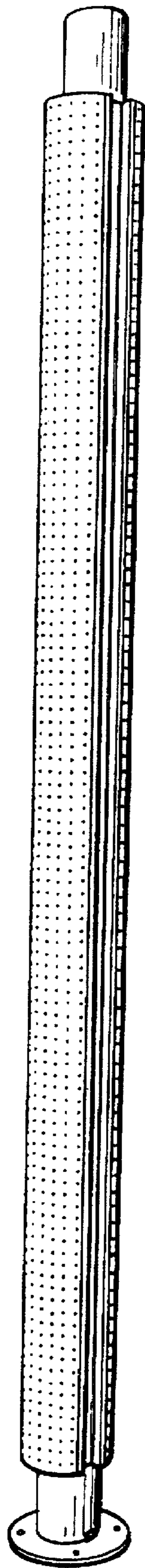


FIG.-6

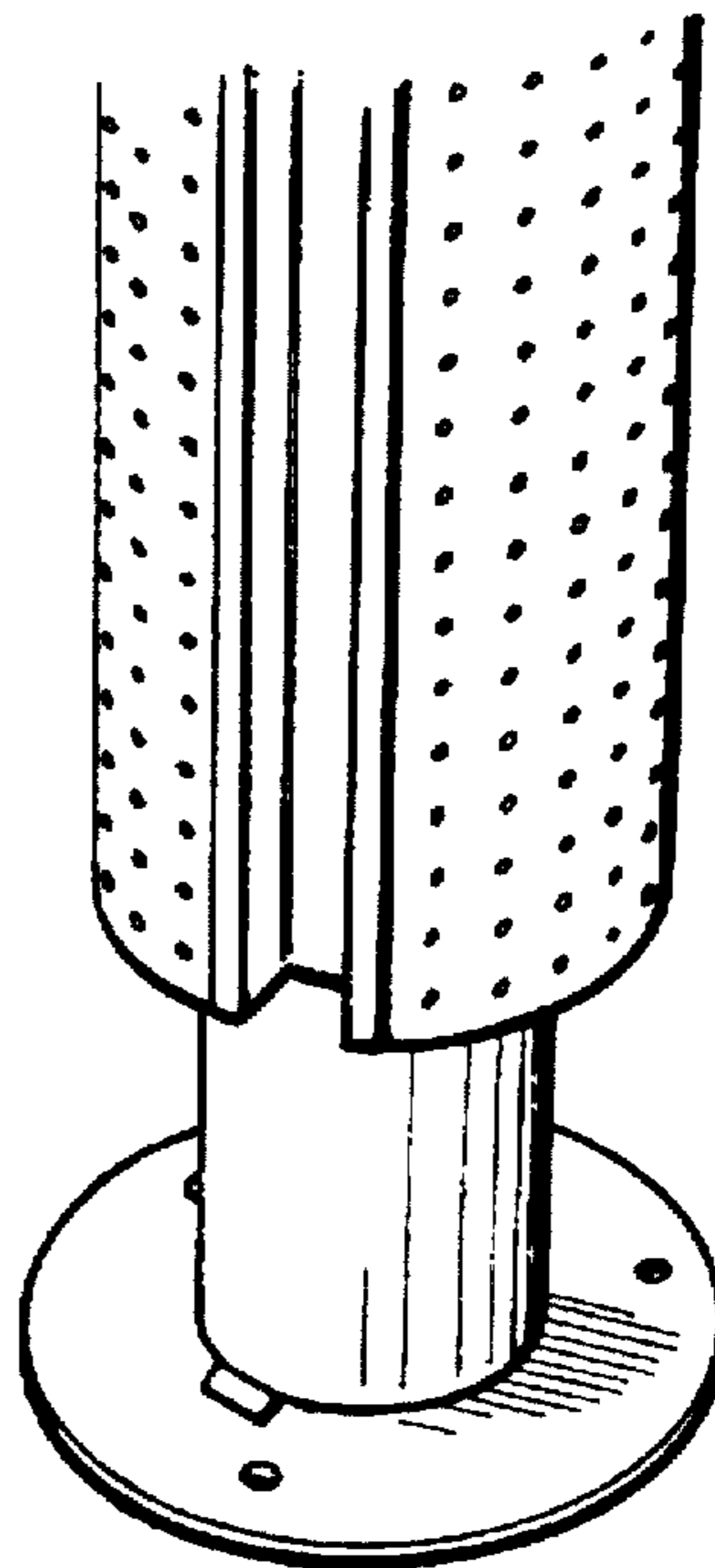


FIG.-7