



US00D387919S

United States Patent [19]

Keller et al.

[11] Patent Number: **Des. 387,919**

[45] Date of Patent: ****Dec. 23, 1997**

[54] **HEADBOARD AND FOOTBOARD SET FOR A BED**

[75] Inventors: **H. Thomas Keller; Scott Risdon**, both of High Point, N.C.

[73] Assignee: **Vaughan Furniture Company**

[**] Term: **14 Years**

[21] Appl. No.: **39,815**

[22] Filed: **Jun. 5, 1995**

Related U.S. Application Data

[62] Division of Ser. No. 30,024, Oct. 20, 1994, Pat. No. Des. 375,514.

[51] LOC (6) Cl. **06-01**

[52] U.S. Cl. **D6/393; D6/505**

[58] Field of Search **D6/382-395, 505-508; 5/53.1, 279.1**

[56] References Cited

U.S. PATENT DOCUMENTS

- D. 67,164 4/1925 Stuart .
- D. 68,881 11/1925 Stuart .
- D. 90,255 7/1933 McClure .
- D. 101,221 9/1936 Jiranek .
- D. 340,147 10/1993 Black D6/393
- D. 355,543 2/1995 Schroeder D6/393

- D. 366,162 1/1996 Paus D6/393
- D. 368,178 3/1996 Walters, III et al. D6/393
- D. 370,793 6/1996 Keller D6/393
- D. 372,600 8/1996 Paus D6/393

Primary Examiner—Carmen H. Vales-Lado
Attorney, Agent, or Firm—Rhodes Coats & Bennett, L.L.P.

[57] CLAIM

The ornamental design for a headboard and footboard set for a bed, as shown and described.

DESCRIPTION

FIG. 1 is a perspective view of the headboard and footboard set, showing our new design;

FIG. 2 is a side elevational view of the headboard element of the set, the opposite elevational view being a mirror image thereof;

FIG. 3 is a front elevational view of the headboard element;

FIG. 4 is an enlarged partial perspective view of the headboard element;

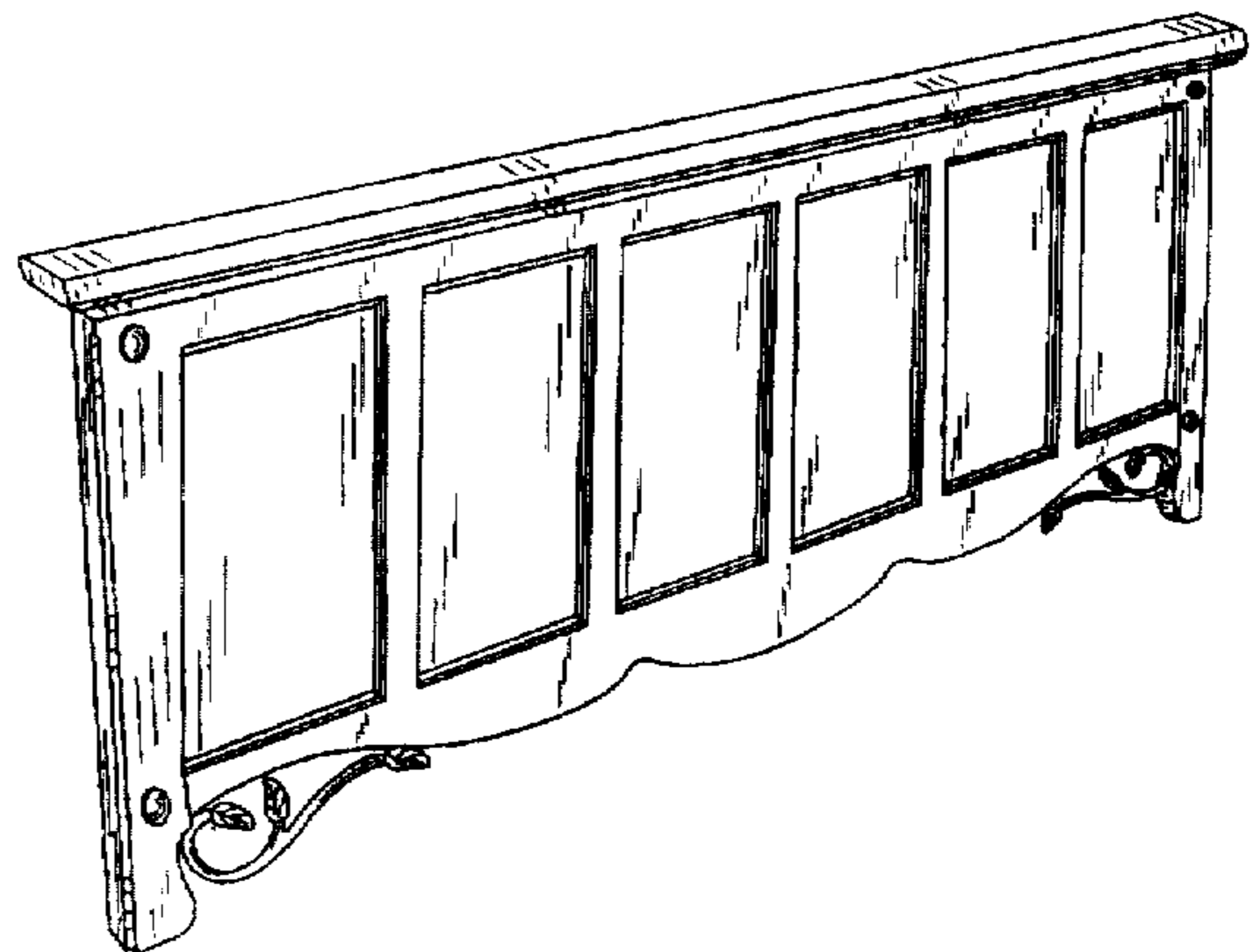

FIG. 5 is a perspective view of the footboard element of a the set;

FIG. 6 is a side elevational view of the footboard element, the opposite elevational view being a mirror image thereof; and,

FIG. 7 is a reduced, elevational view of the footboard element.

The rear of the headboard is unornamented.

1 Claim, 4 Drawing Sheets



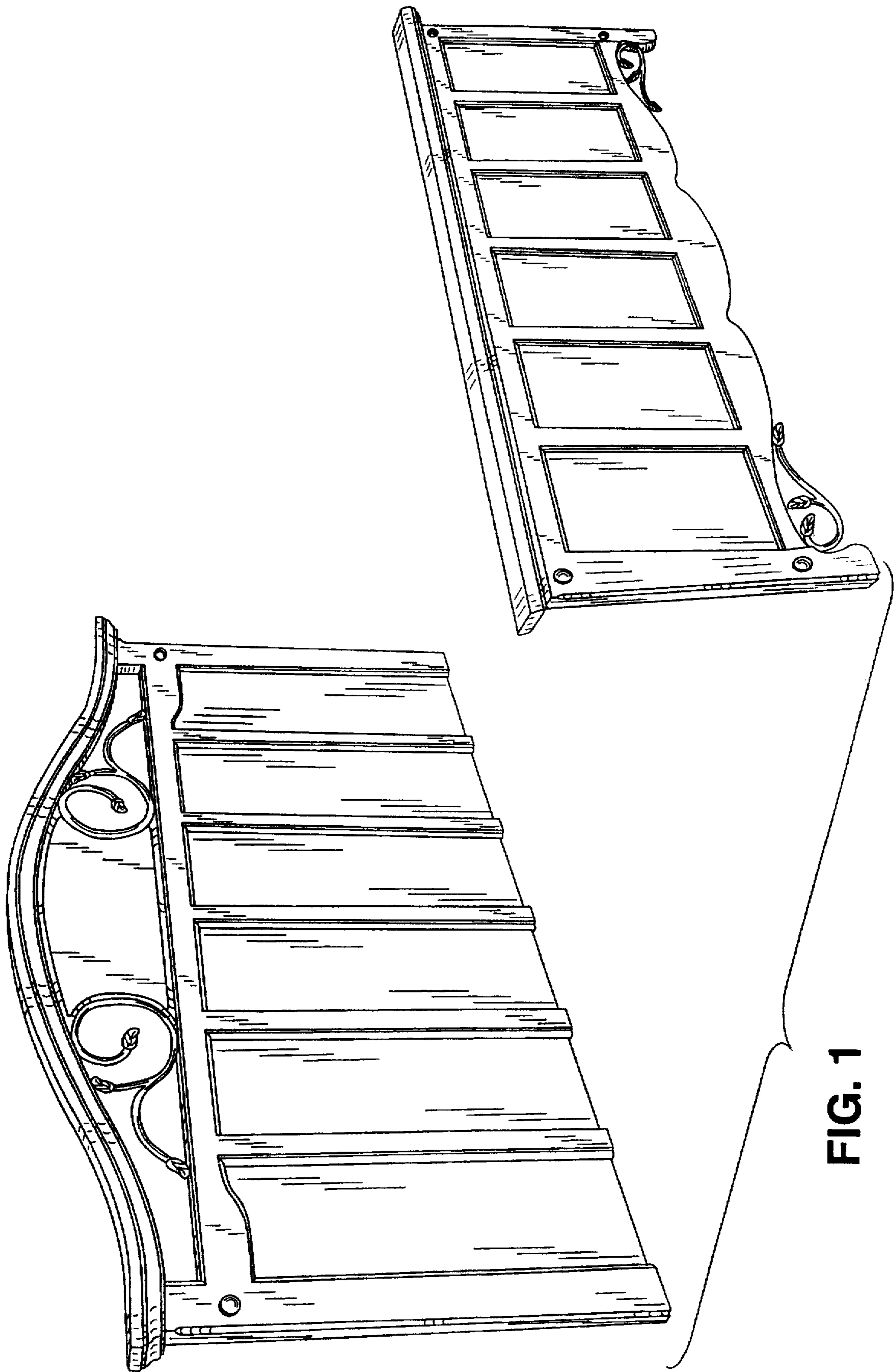


FIG. 1




FIG. 2

FIG. 3




FIG. 4

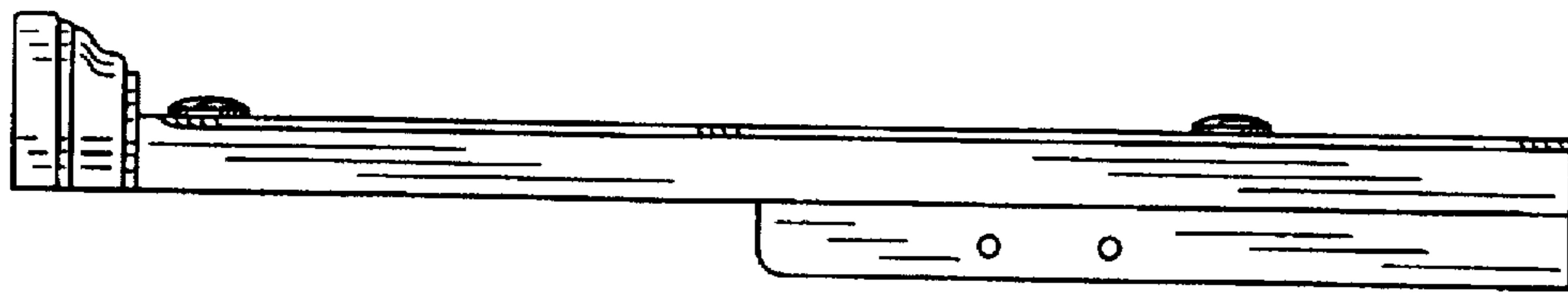


FIG. 6




FIG. 5

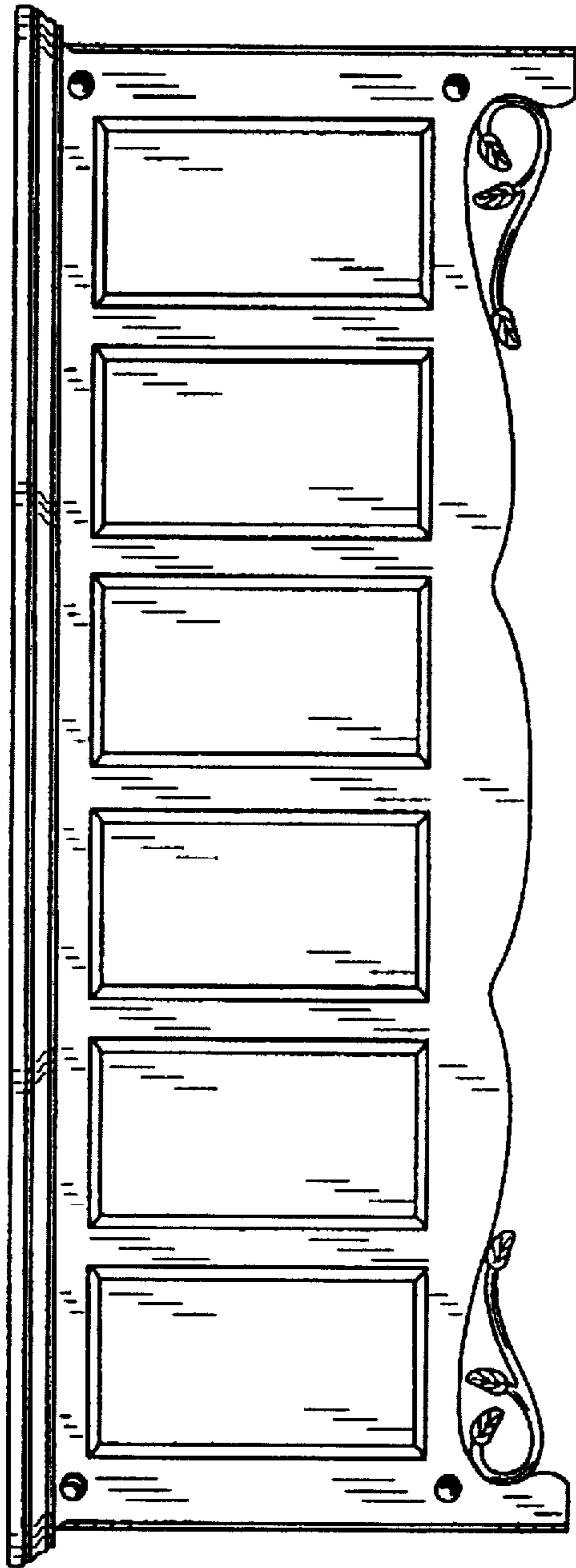


FIG. 7