



US00D387905S

**United States Patent** [19]  
**Powell**

[11] **Patent Number: Des. 387,905**  
[45] **Date of Patent: \*\*Dec. 23, 1997**

[54] **SUITCASE**

[75] **Inventor: Mark Powell, Stratford-Upon-Avon, Great Britain**

[73] **Assignee: Bayerische Motoren Werke Aktiengesellschaft, Germany**

[\*\*] **Term: 14 Years**

[21] **Appl. No.: 56,512**

[22] **Filed: Jul. 1, 1996**

[51] **LOC (6) Cl. .... 03-01**

[52] **U.S. Cl. .... D3/281; D3/276; D3/294**

[58] **Field of Search .... D3/281, 282, 283, D3/294, 273, 276; 190/109, 100, 111, 112, 113, 114, 115, 18 A**

[56] **References Cited**

**U.S. PATENT DOCUMENTS**

D. 153,658	5/1949	Arbib	.....	D3/281
D. 153,660	5/1949	Arbib	.....	D3/281
D. 286,466	11/1986	King et al.	.....	D3/281
D. 308,761	6/1990	King	.....	D3/279
D. 310,450	9/1990	Castelli et al.	.....	D3/279
D. 320,503	10/1991	Jiang	.....	D3/279
D. 331,661	12/1992	Roncato	.....	D3/279
D. 333,914	3/1993	Van Hove et al.	.....	D3/279
D. 352,168	11/1994	Aumasson	.....	D3/279
3,497,041	2/1970	Samhammer	.....	190/115
3,513,951	5/1970	Leong et al.	.....	190/115

*Primary Examiner*—Philip S. Hyder  
*Attorney, Agent, or Firm*—Evenson, McKeown, Edwards & Lenahan P.L.L.C.

[57] **CLAIM**

The ornamental design for a suitcase, as shown and described.

**DESCRIPTION**

FIG. 1 is an elevated right-front perspective view of a suitcase according to my novel design;

FIG. 2 is an elevated right-front perspective view, with the handle in an extended position, of a suitcase according to my novel design;

FIG. 3 is an elevated right-rear view of a suitcase according to my novel design;

FIG. 4 is a top view of a suitcase according to my novel design;

FIG. 5 is a top view, with the handle in an extended position, of a suitcase according to my novel design;

FIG. 6 is front view of a suitcase according to my novel design;

FIG. 7 is a front view, with the handle in an extended position, of a suitcase according to my novel design;

FIG. 8 is a rear view of a suitcase according to my novel design;

FIG. 9 is a right side view of a suitcase according to my novel design;

FIG. 10 is a right side view, with the handle in an extended position, of a suitcase according to my novel design;

FIG. 11 is a left side view of a suitcase, with the handle in an extended position, according to my novel design;

FIG. 12 is a bottom view of a suitcase according to my novel design;

FIG. 13 is a bottom view, with the handle in an extended position, of a suitcase according to my novel design;

FIG. 14 is an elevated right-front perspective view, with the cover in an opened position, of a suitcase according to my novel design;

FIG. 15 is an elevated front view, with the cover in an opened position, of a suitcase according to my novel design;

FIG. 16 is an elevated right-rear perspective view, with the cover in an opened position, of a suitcase according to my novel design;

FIG. 17 is a top view, with the cover in an opened position, of a suitcase according to my novel design;

FIG. 18 is an enlarged view in the area of the handle, from a lower front side, of a suitcase according to my novel design;

FIG. 19 is an enlarged view in the area of the handle, from a lower-left front side, of a suitcase according to my novel design;

FIG. 20 is an enlarged view in the area of the handle, from a lower-right front side, of a suitcase according to my novel design;

FIG. 21 is an enlarged view in the area of the handle, from a front side, of a suitcase according to my novel design;



FIG. 22 is an enlarged view in the area of the handle, from a lower front side, with a split portion of the handle in a semi-lowered position, of a suitcase according to my novel design;

FIG. 23 is an enlarged view in the area of the handle, from a lower-left front side, with a split portion of the handle in a semi-lowered position, of a suitcase according to my novel design;

FIG. 24 is an enlarged view in the area of the handle, from a lower-right front side, with a split portion of the handle in a semi-lowered position, of a suitcase according to my novel design;

FIG. 25 is an enlarged view in the area of the handle, from a front side, with a split portion of the handle in a semi-lowered position, of a suitcase according to my novel design;

FIG. 26 is an enlarged view in the area of the handle, from a lower front side, with a split portion of the handle in a lowered position, of a suitcase according to my novel design;

FIG. 27 is an enlarged view in the area of the handle, from a lower-left front side, with a split portion of the handle in a lowered position, of a suitcase according to my novel design;

FIG. 28 is an enlarged view in the area of the handle, from a lower-right front side, with a split portion of the handle in a lowered position, of a suitcase according to my novel design;

FIG. 29 is an enlarged view in the area of the handle, from a lower front side, with a split portion of the handle locked in a lowered position, of a suitcase according to my novel design;

FIG. 30 is an enlarged view in the area of the handle, from a lower-left front side, with a split portion of the handle locked in a lowered position, of a suitcase according to my novel design;

FIG. 31 is an enlarged view in the area of the handle, from a lower-right front side, with a split portion of the handle locked in a lowered position, of a suitcase according to my novel design;

FIG. 32 is an enlarged view in the handle, from a lower front side, with a split portion of the handle locked in a lowered position, and with the key removed from the lock, of a suitcase according to my novel design;

FIG. 33 is an enlarged view in the area of the handle, from a lower-left front side, with a split portion of the handle locked in a lowered position, and with the key removed from the lock, of a suitcase according to my novel design; and,

FIG. 34 is an enlarged view in the area of the handle, from a lower-right front side, with a split portion of the handle locked in a lowered position, and with the key removed from the lock, of a suitcase according to my novel design.

**1 Claim, 34 Drawing Sheets**




*FIG. 1*




*FIG. 2*




FIG. 3



*FIG. 4*




*FIG. 5*



*FIG. 6*





*FIG. 7*







FIG. 8




*FIG. 9*



*FIG. 10*



*FIG. 11*



*FIG. 12*



FIG. 13



FIG. 14





*FIG. 15*



FIG. 16



FIG. 17




FIG. 18




FIG. 19




FIG. 20




FIG. 21




FIG. 22






FIG. 23




FIG. 24




FIG. 25




FIG. 26




FIG. 27




FIG. 28




FIG. 29




FIG. 30






FIG. 31




FIG. 32




FIG. 33




FIG. 34