

US00D387886S

United States Patent [19]

Smith et al.

[11] Patent Number: Des. 387,886

[45] Date of Patent: **Dec. 23, 1997

[54] **WRIST WARMER**

[76] Inventors: **Brian G. Smith; Carol J. Smith**, both
of 254 Compton Rd., Cincinnati, Ohio
45215

[**] Term: **14 Years**

2,646,796	7/1953	Scholl	D24/189 X
3,189,919	6/1965	Chase	2/16
3,657,741	4/1972	Blanco	2/59
3,721,997	3/1973	Mundt	D24/192 X
3,871,029	3/1975	Hollman	2/161.1
4,531,241	7/1985	Berger	D29/113 X
4,856,112	8/1989	Effe	D2/612 X
5,119,513	6/1992	McKay	2/181

[21] Appl. No.: **62,670**

[22] Filed: **Nov. 21, 1996**

Primary Examiner—Paula A. Mortimer

[51] LOC (6) Cl. **02-06**

[52] U.S. Cl. **D2/610; D24/189**

[58] Field of Search **D2/610, 612; D24/189,**
D24/190, 192; D29/113, 115; 2/16, 59,
161.1, 181; 602/62, 79

[57] CLAIM

The ornamental design for a wrist warmer, as shown.

DESCRIPTION

FIG. 1 is a front elevational view of a wrist warmer showing my new design;

FIG. 2 is a rear elevational view thereof;

FIG. 3 is a right side elevational view thereof;

FIG. 4 is a left side elevational view thereof;

FIG. 5 is a top plan view of the wrist warmer of FIG. 1; and,

FIG. 6 is a bottom plan view of the wrist warmer of FIG. 1.

FIG. 7 is a top, front, side perspective view of the wrist warmer of FIG. 1.

[56] References Cited

U.S. PATENT DOCUMENTS

D. 294,736	3/1988	Thygesen	D24/189
D. 369,893	5/1996	Thrussell	D6/612
D. 370,111	5/1996	Walker	D2/610
693,115	2/1902	Cozzens	D24/189 X
2,369,210	2/1945	Capossela	D29/113 X

1 Claim, 3 Drawing Sheets




FIG. 1




FIG. 2




FIG. 3

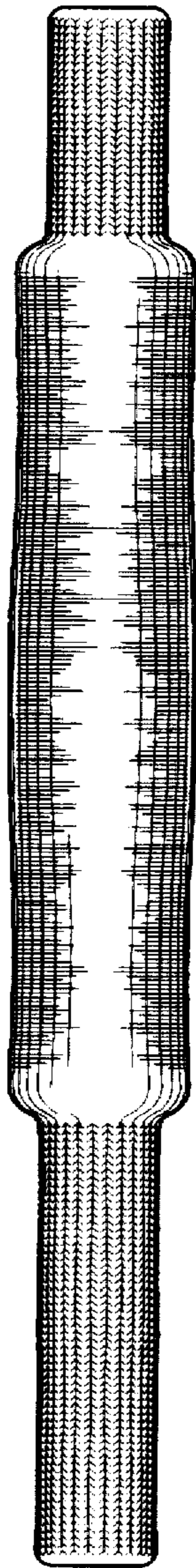


FIG. 4

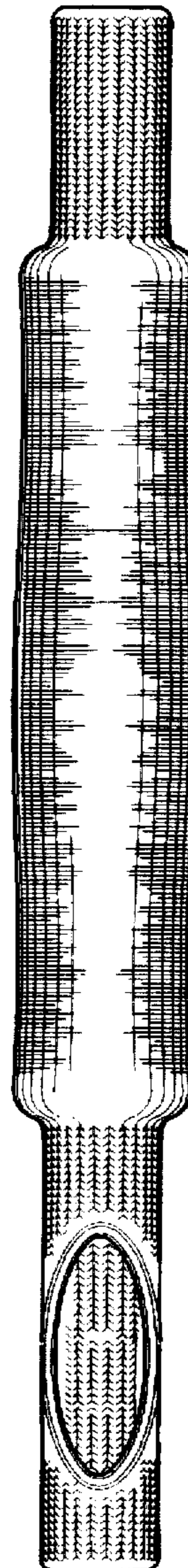


FIG. 5



FIG. 6

