



US00D387885S

United States Patent [19]
Fogg

[11] **Patent Number: Des. 387,885**
[45] **Date of Patent: **Dec. 23, 1997**

[54] **ELEMENT OF A SHOE UPPER**
[75] **Inventor: Peter M. Fogg, Lake Oswego, Oreg.**
[73] **Assignee: Nike, Inc., Beaverton, Oreg.**
[**] **Term: 14 Years**

D. 381,496 7/1997 Smith D2/972
D. 382,993 9/1997 Clegg et al. D2/972
D. 384,196 9/1997 Hatfield D2/972
5,184,378 2/1993 Batra .
5,377,430 1/1995 Hatfield et al. 36/50.1 X

[21] **Appl. No.: 71,218**
[22] **Filed: May 23, 1997**

OTHER PUBLICATIONS

Nike Footwear Catalog, Holiday 1997, pp. 41 and 191.
Published Mar. 1997.
Nike Footwear Catalog, Fall 1997, p. 189. Published Dec.
1996.
Nike Footwear Catalog, Late Spring 1996, pp. 136 and 140.
Published Aug. 1995.

[51] **LOC (6) Cl. 02-99**
[52] **U.S. Cl. D2/972; D2/944**
[58] **Field of Search D2/902, 907, 908,
D2/943, 944, 946, 972, 973, 935; 36/83,
84, 114, 45, 48, 50.1**

Primary Examiner—Dominic Simone
Attorney, Agent, or Firm—Banner & Witcoff, Ltd.

[56] **References Cited**

[57] **CLAIM**

U.S. PATENT DOCUMENTS

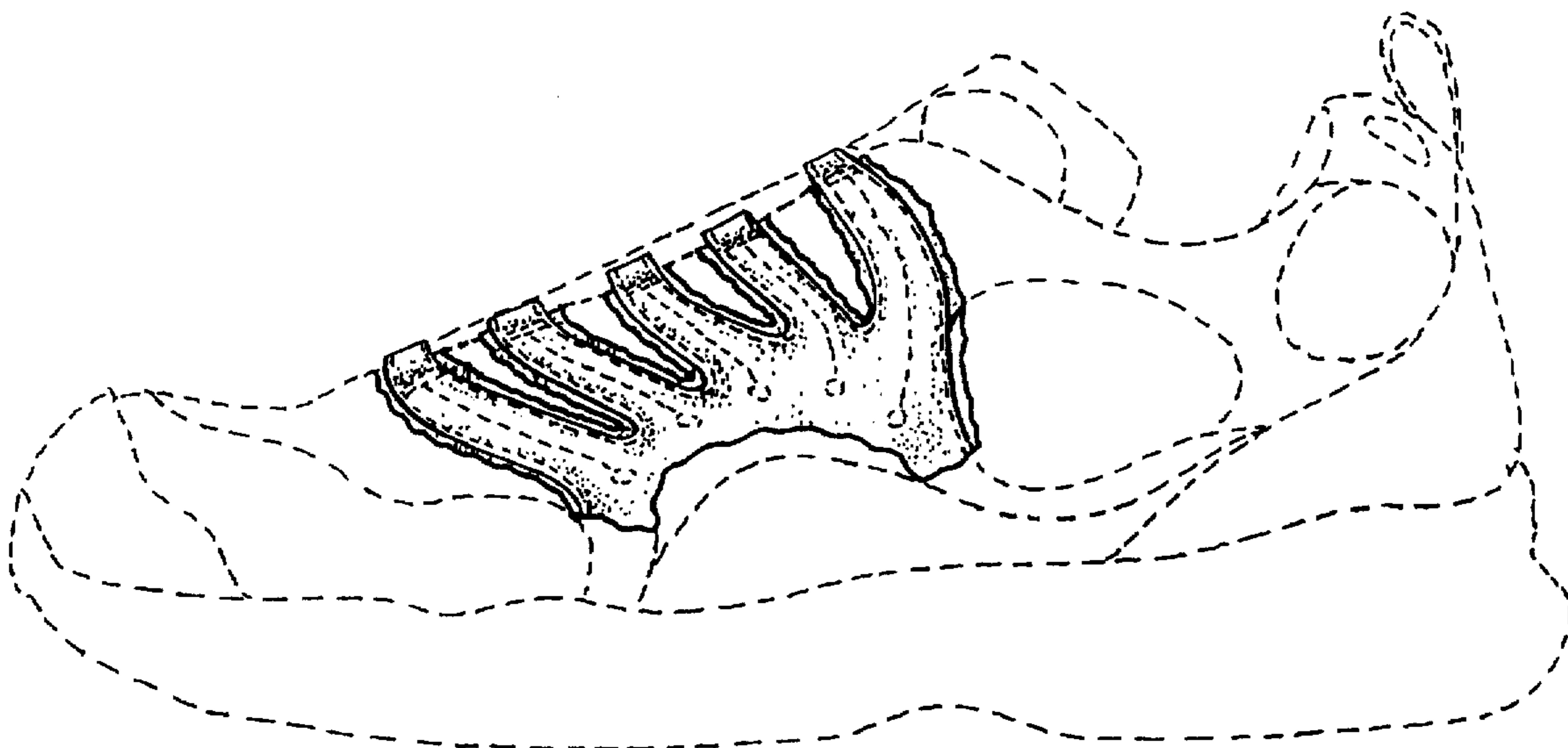
The ornamental design for an element of a shoe upper, as
shown and described.

- D. 258,548 3/1981 Famolare, Jr. .
- D. 266,286 9/1982 Vermonet .
- D. 294,422 3/1988 Gamm .
- D. 312,919 12/1990 Aveni .
- D. 346,272 4/1994 Cessor .
- D. 347,317 5/1994 Avar .
- D. 347,938 6/1994 Smith .
- D. 357,571 4/1995 Mitsui .
- D. 357,573 4/1995 Ng .
- D. 365,197 12/1995 Hatfield .
- D. 365,198 12/1995 Worthington .
- D. 369,459 5/1996 Feller .
- D. 373,463 9/1996 Greene .
- D. 377,262 1/1997 Lucas .
- D. 377,263 1/1997 Lucas .
- D. 380,079 6/1997 Greene .

DESCRIPTION

FIG. 1 is a side elevational view of an element of a shoe
upper showing my new design;
FIG. 2 is a front elevational view of the element of a shoe
upper shown in FIG. 1;
FIG. 3 is a rear elevational view of the element of a shoe
upper shown in FIG. 1; and,
FIG. 4 is a top plan view of the element of a shoe upper
shown in FIG. 1.
The broken line showings of the circle shapes at the base of
the element and the remainder of the shoe are for illustration
purposes only and form no part of the claimed design.

1 Claim, 2 Drawing Sheets



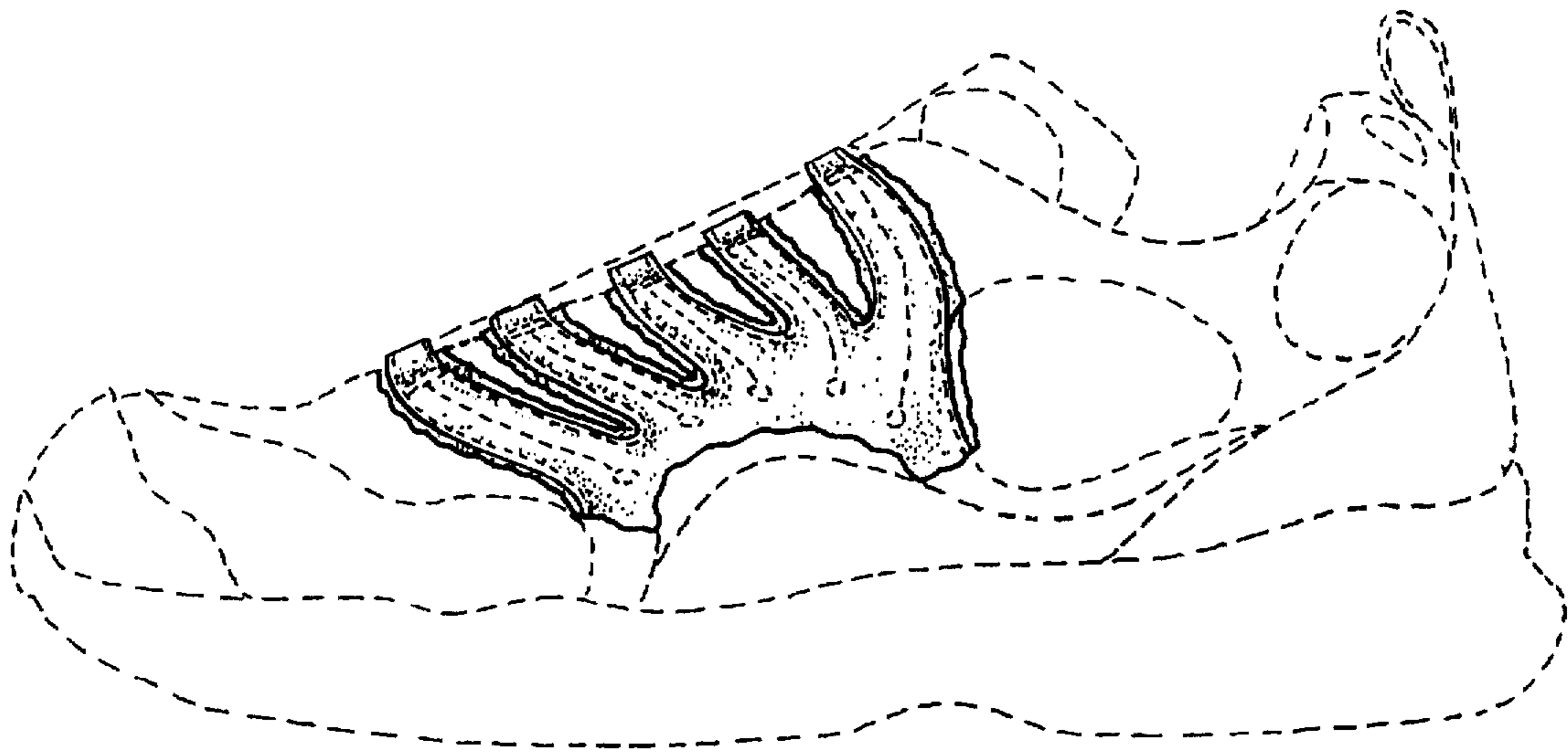


FIG. 1

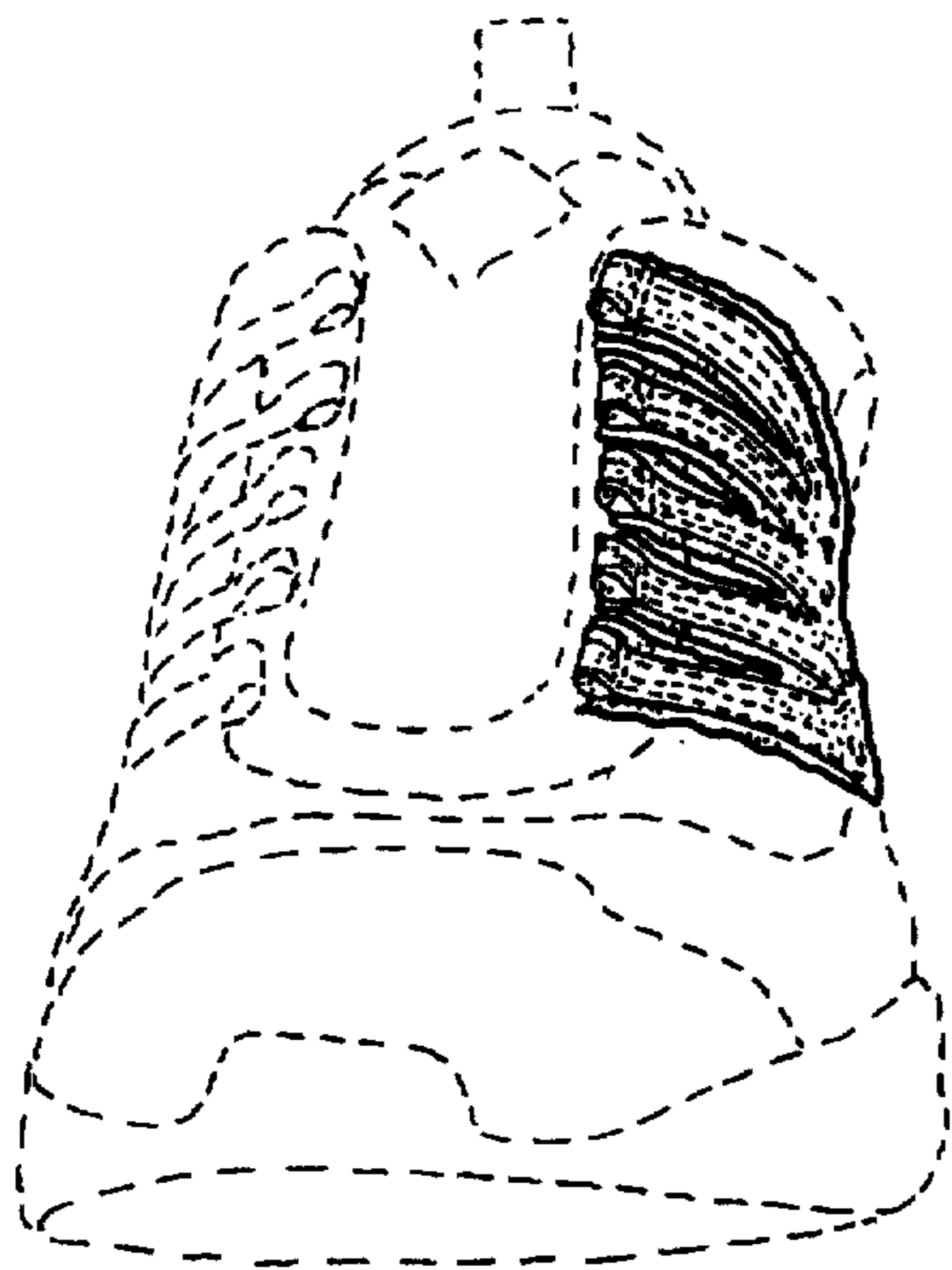


FIG. 2

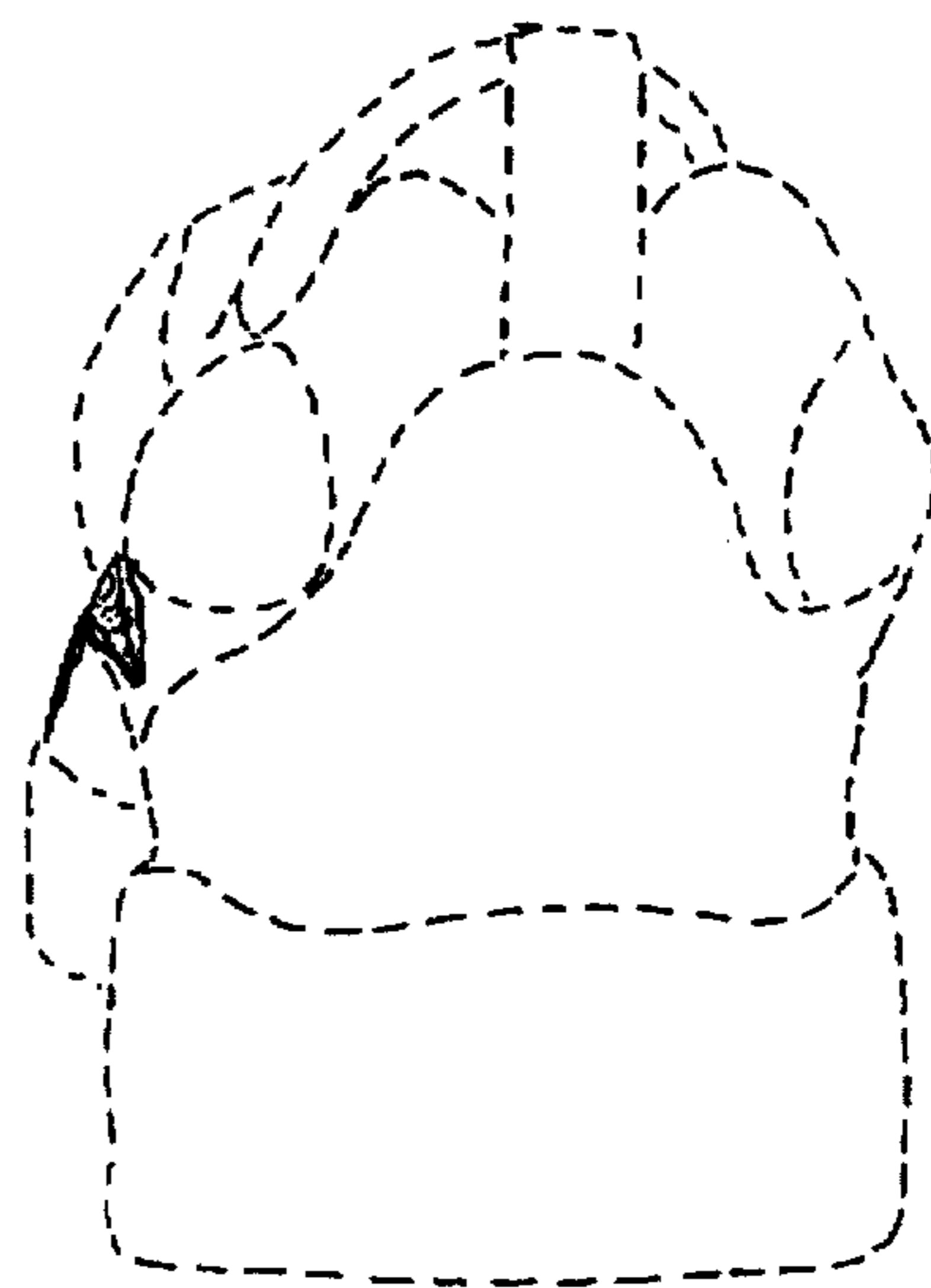


FIG. 3

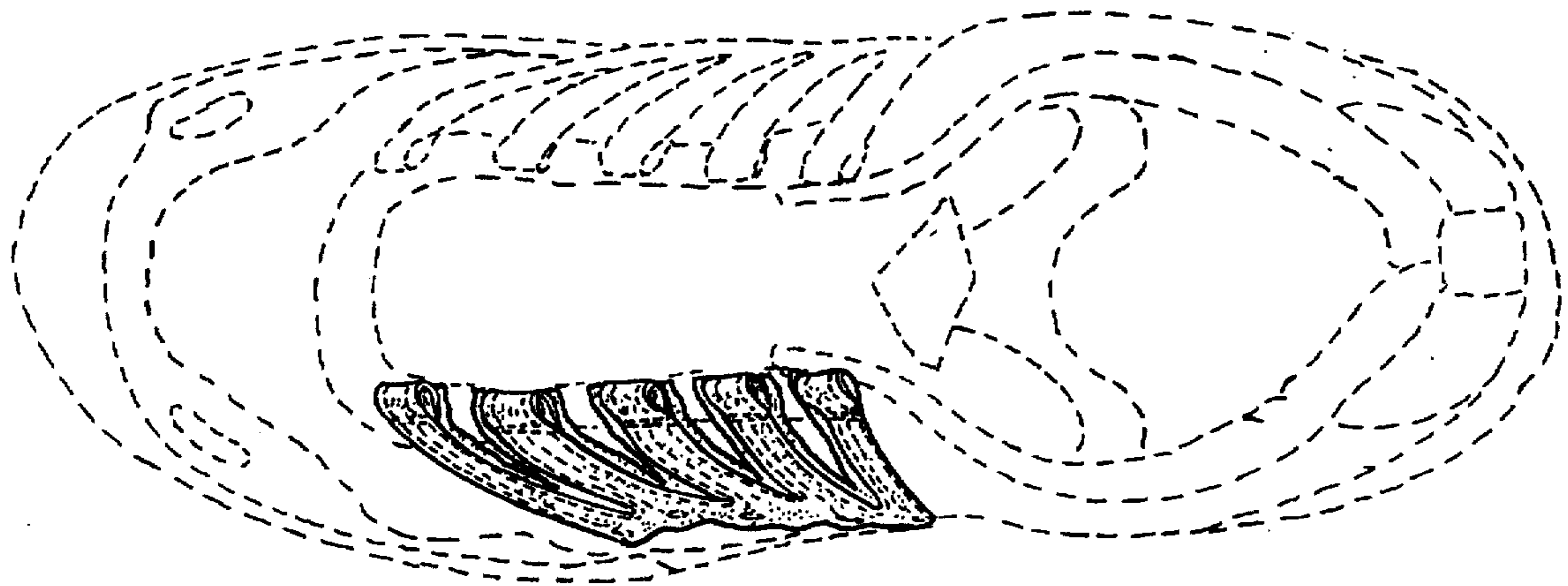


FIG. 4