



US00D387871S

**United States Patent** [19]  
**Childs et al.**

[11] **Patent Number: Des. 387,871**

[45] **Date of Patent: \*\*Dec. 16, 1997**

[54] **BACK MASSAGER**

4,240,412 12/1980 James ..... 601/23  
4,785,800 11/1988 Stilson ..... 601/121

[76] **Inventors: Thomas O. Childs; Julie Ireland**  
**Childs, both of P.O. Box 637, Andover,**  
**Mass. 01810**

*Primary Examiner—Stella Reid*

[\*\*] **Term: 14 Years**

[57] **CLAIM**

[21] **Appl. No.: 63,230**

The ornamental design for a back massager, as shown and described.

[22] **Filed: Dec. 2, 1996**

**DESCRIPTION**

**Related U.S. Application Data**

[63] **Continuation-in-part of Ser. No. 493,412, Jun. 22, 1995,**  
**abandoned.**

FIG. 1 is a front elevational view of a back massager showing my new design;

[51] **LOC (6) Cl. .... 24-04**

FIG. 2 is a rear elevational view thereof;

[52] **U.S. Cl. .... D24/211; D24/214**

FIG. 3 is a top plan view thereof, the opposite side being a mirror image;

[58] **Field of Search .... D24/214, 211,**  
**D24/200; 601/113, 118, 121, 129, 131,**  
**134-137, 107, 45, 41, 23**

FIG. 4 is a left side elevational view thereof;

FIG. 5 is a right side elevational view thereof; and,


[56] **References Cited**

FIG. 6 is a perspective view thereof.

**U.S. PATENT DOCUMENTS**

4,182,317 1/1980 Ash ..... 601/107 X

**1 Claim, 6 Drawing Sheets**



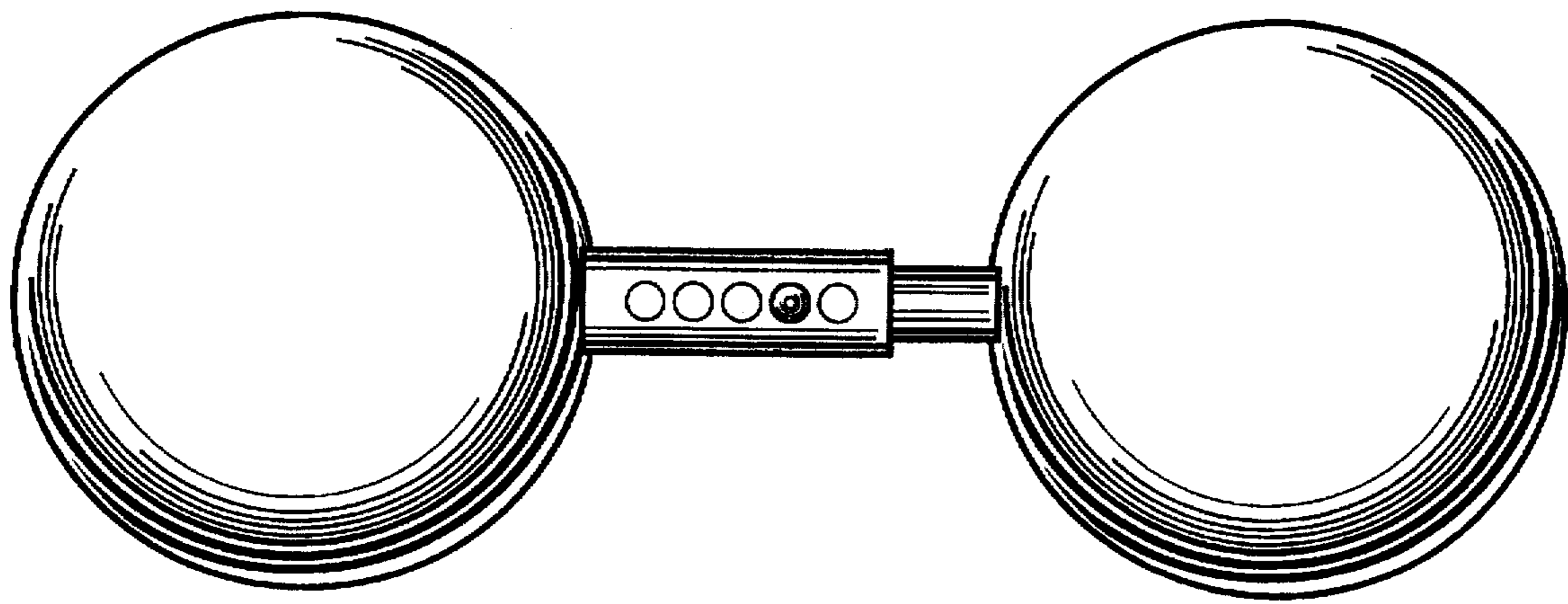


Fig-1

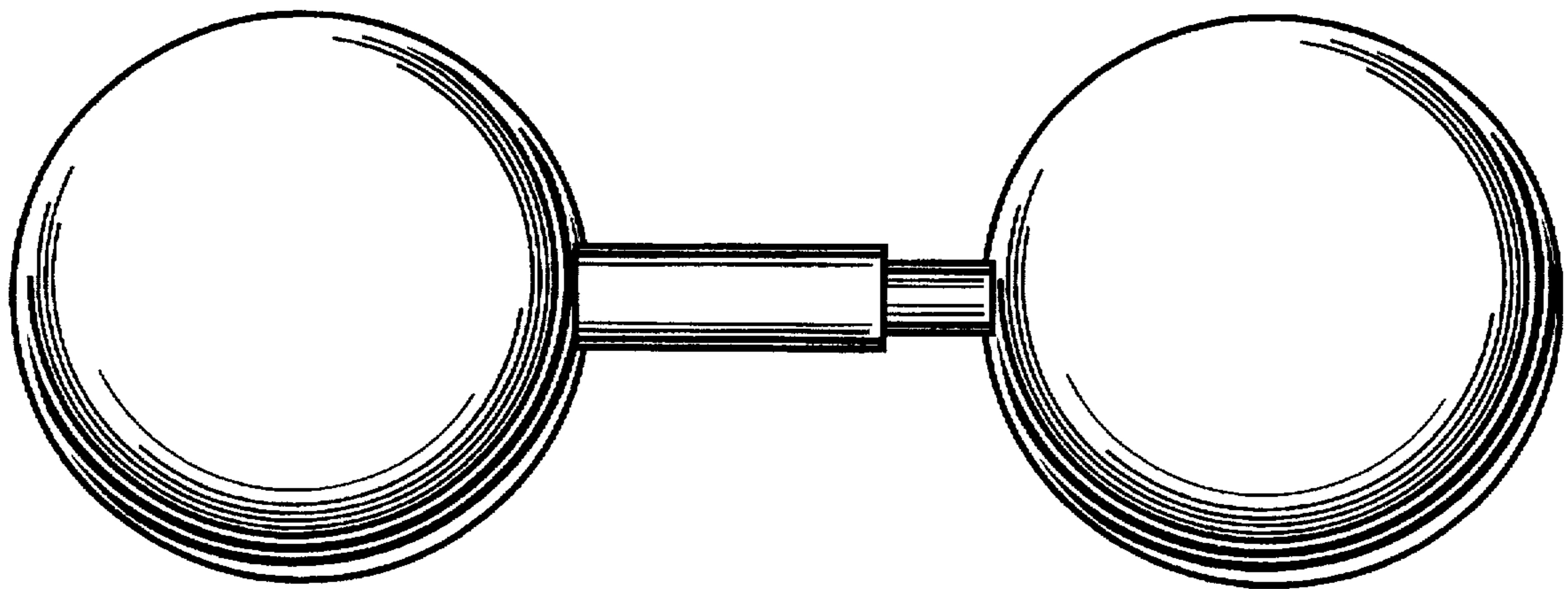


Fig-2

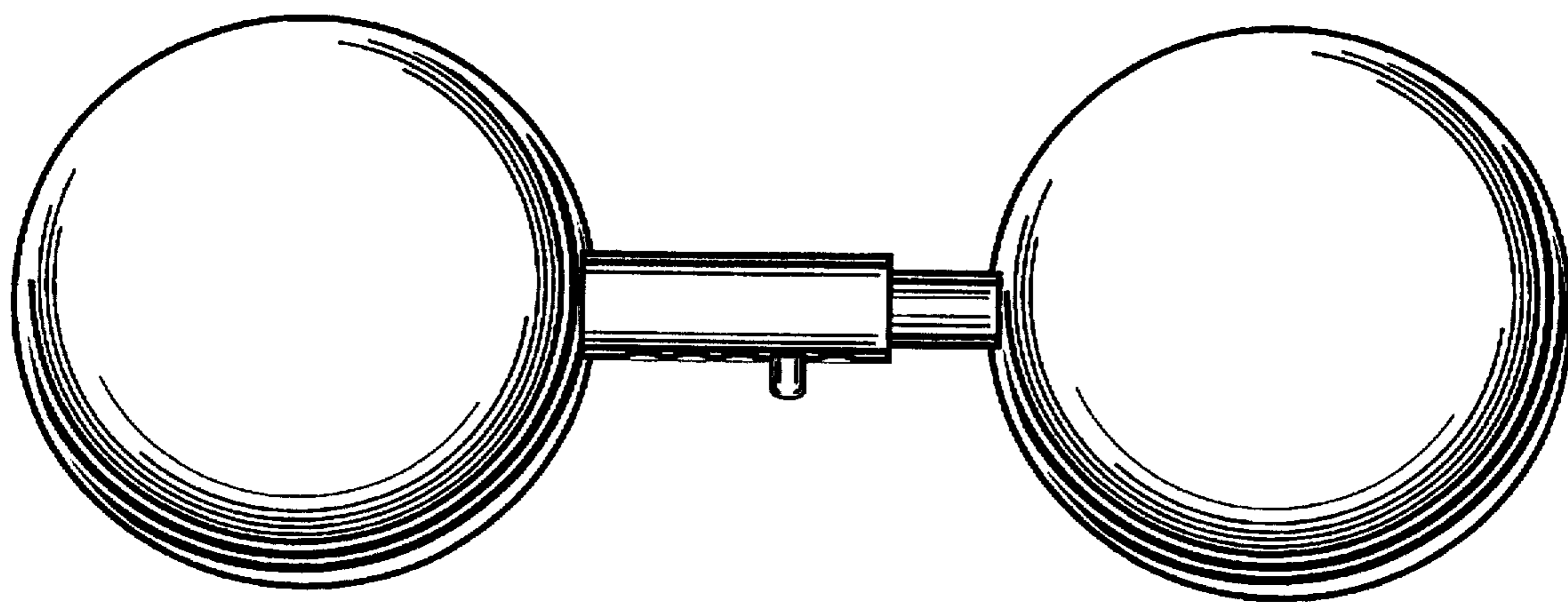




Fig-3



**Fig-4**



**Fig-5**

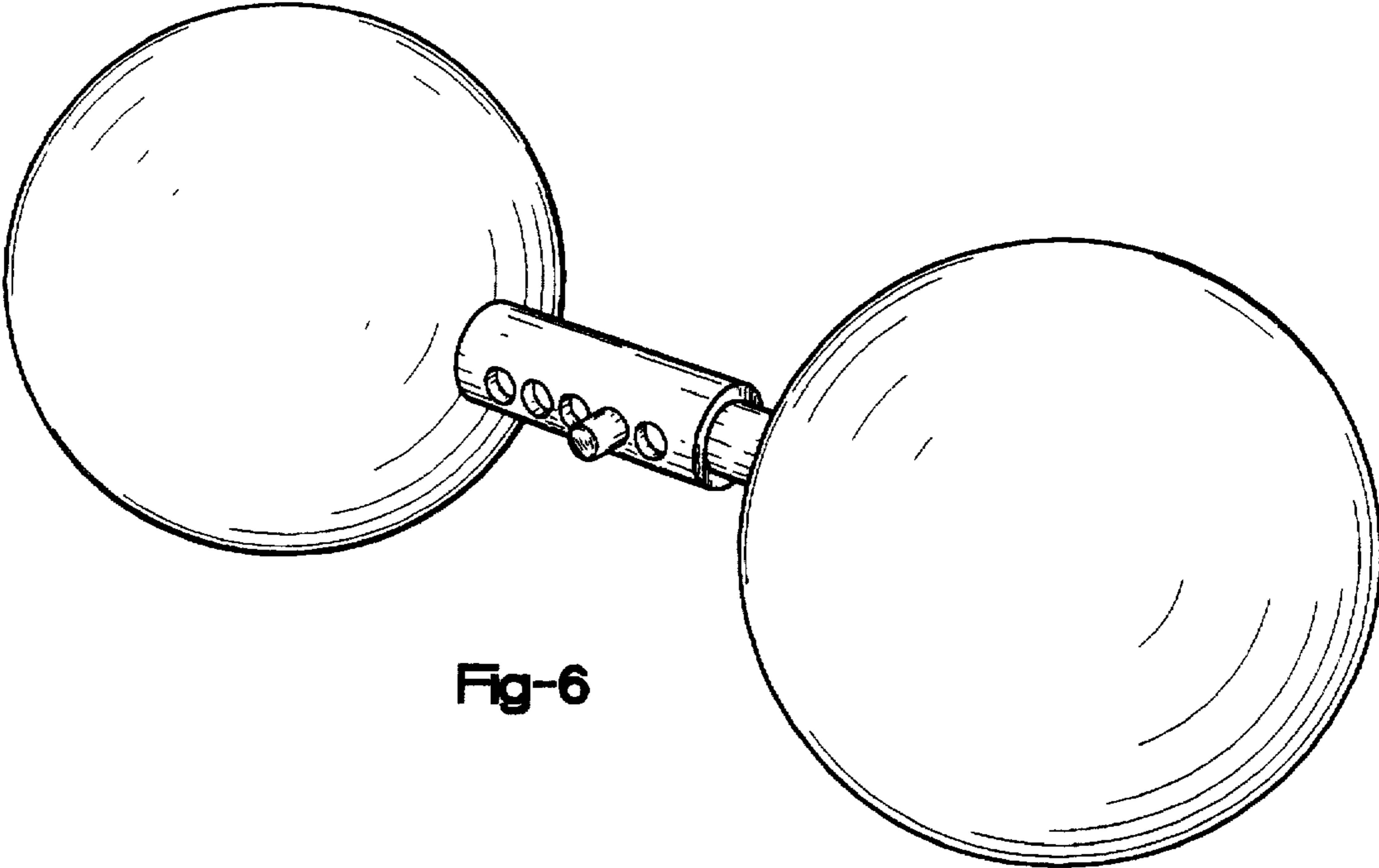


Fig-6