



US00D387870S

**United States Patent** [19]  
**Larsen**

[11] **Patent Number: Des. 387,870**  
[45] **Date of Patent: \*\*Dec. 16, 1997**

[54] **SPA SHELL**

[75] **Inventor: Christopher Larsen, Vista, Calif.**  
[73] **Assignee: Watkins Manufacturing Corporation, Vista, Calif.**  
[\*\*] **Term: 14 Years**

[21] **Appl. No.: 62,601**  
[22] **Filed: Nov. 19, 1996**

[51] **LOC (6) Cl. .... 23-02**  
[52] **U.S. Cl. .... D24/204; D23/277**  
[58] **Field of Search .... D23/277, 280.1, D23/280.4; D24/204, 205; 4/538, 541.1, 541.6, 546**

[56] **References Cited**

**U.S. PATENT DOCUMENTS**

|            |         |         |       |         |
|------------|---------|---------|-------|---------|
| D. 271,522 | 11/1983 | Wiley   | ..... | D24/204 |
| D. 278,183 | 3/1985  | Myers   | ..... | D24/204 |
| D. 288,125 | 2/1987  | Watkins | ..... | D24/204 |
| D. 377,518 | 1/1997  | Bowey   | ..... | D23/277 |

**OTHER PUBLICATIONS**

Hotspring Brochure, 1996, pp. 29-31.  
*Primary Examiner*—Louis S. Zarfes  
*Assistant Examiner*—Eric Watterson  
*Attorney, Agent, or Firm*—Price, Gess & Ubell

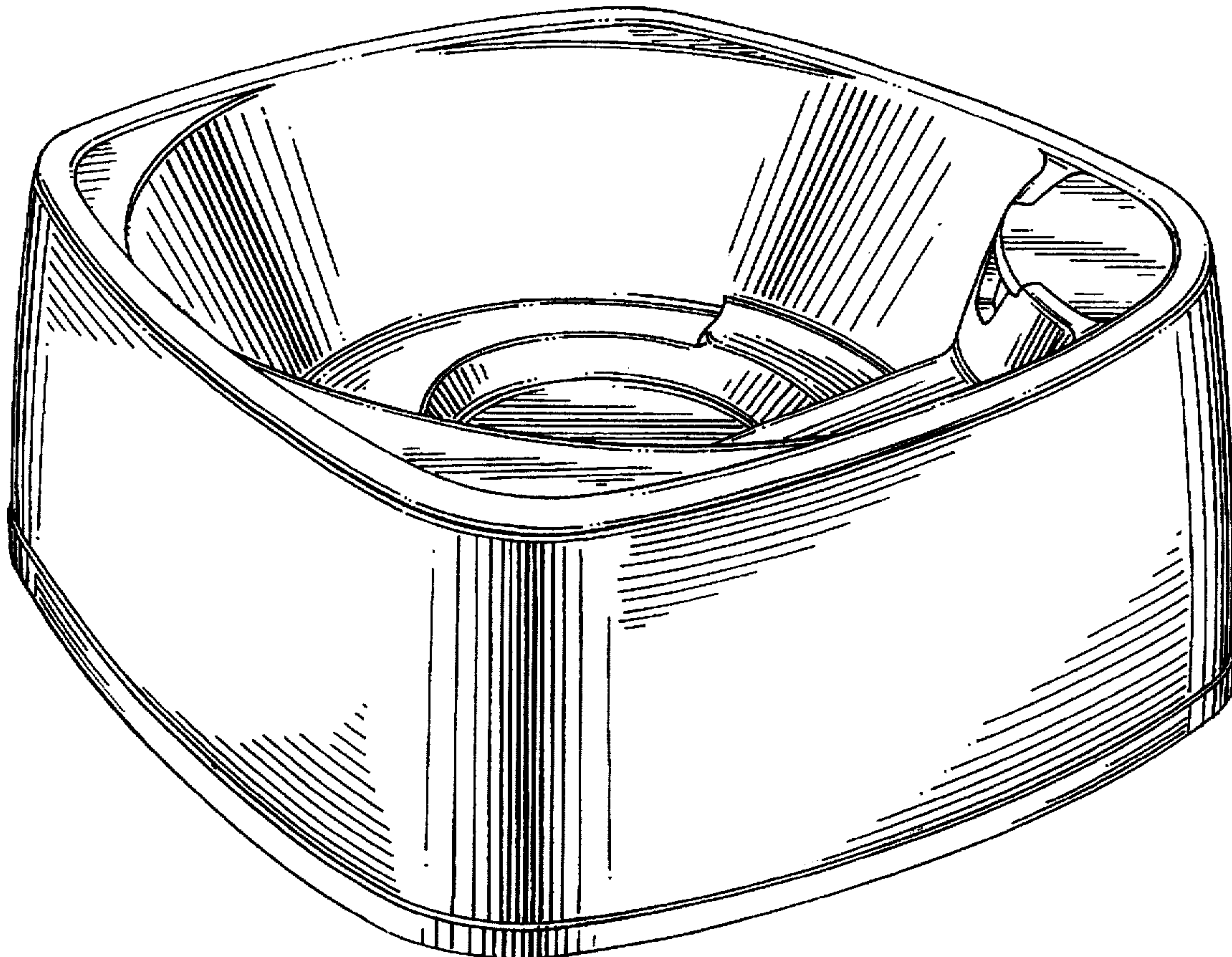
[57] **CLAIM**

The ornamental design for a spa shell, as shown and described.

**DESCRIPTION**

FIG. 1 is a top front perspective of a spa shell showing my new design, the broken lines are for illustrative purposes only and form no part of the claimed design;  
FIG. 2 is a top plan view thereof;  
FIG. 3 is a cross-sectional view taken along line 3—3 of FIG. 2;  
FIG. 4 is a cross-sectional view taken along line 4—4 of FIG. 2; and,  
FIG. 5 is a cross-sectional view taken along line 5—5 of FIG. 2.  
The bottom is plain and unornamented.

**1 Claim, 3 Drawing Sheets**



*FIG. 1*

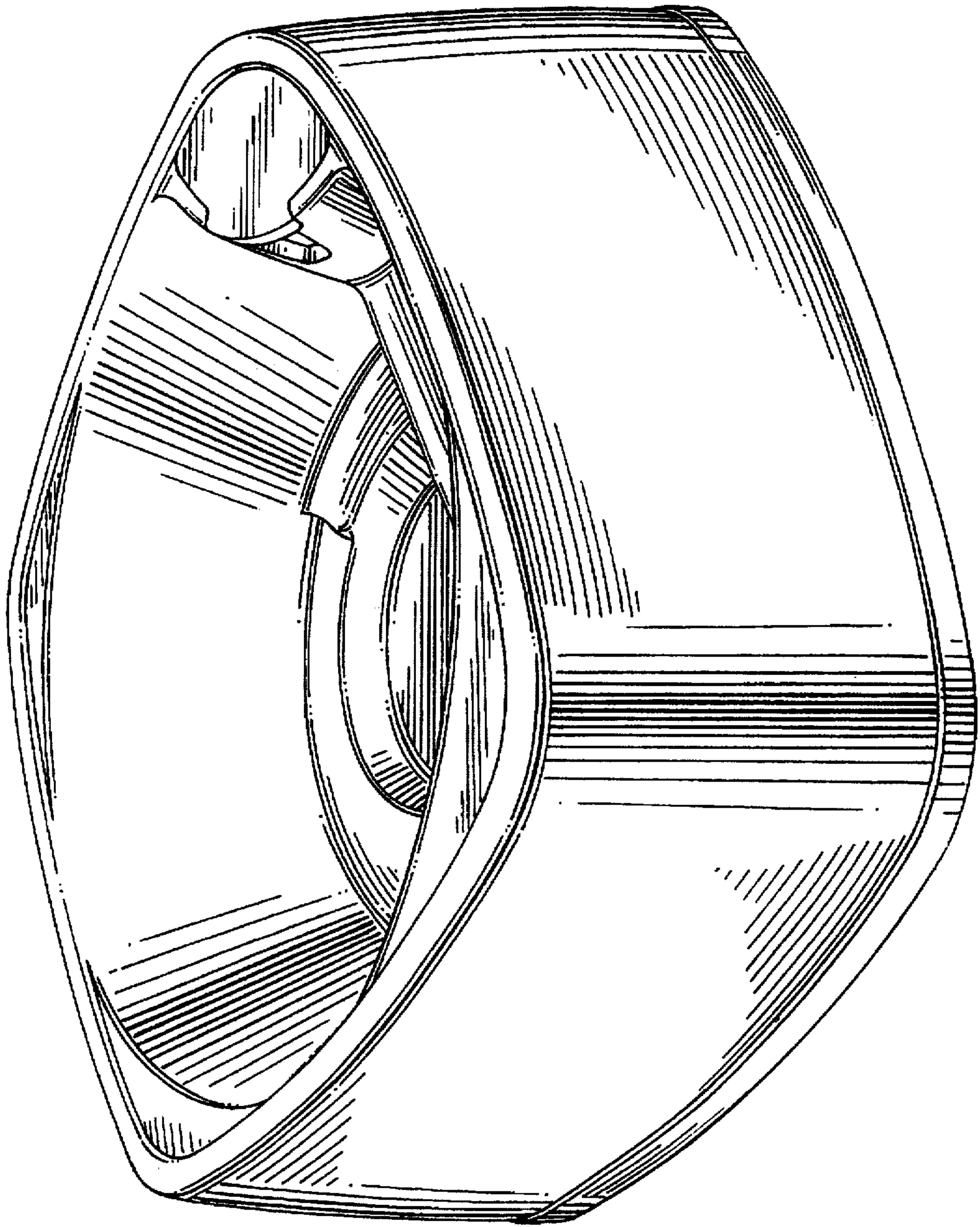




FIG. 2

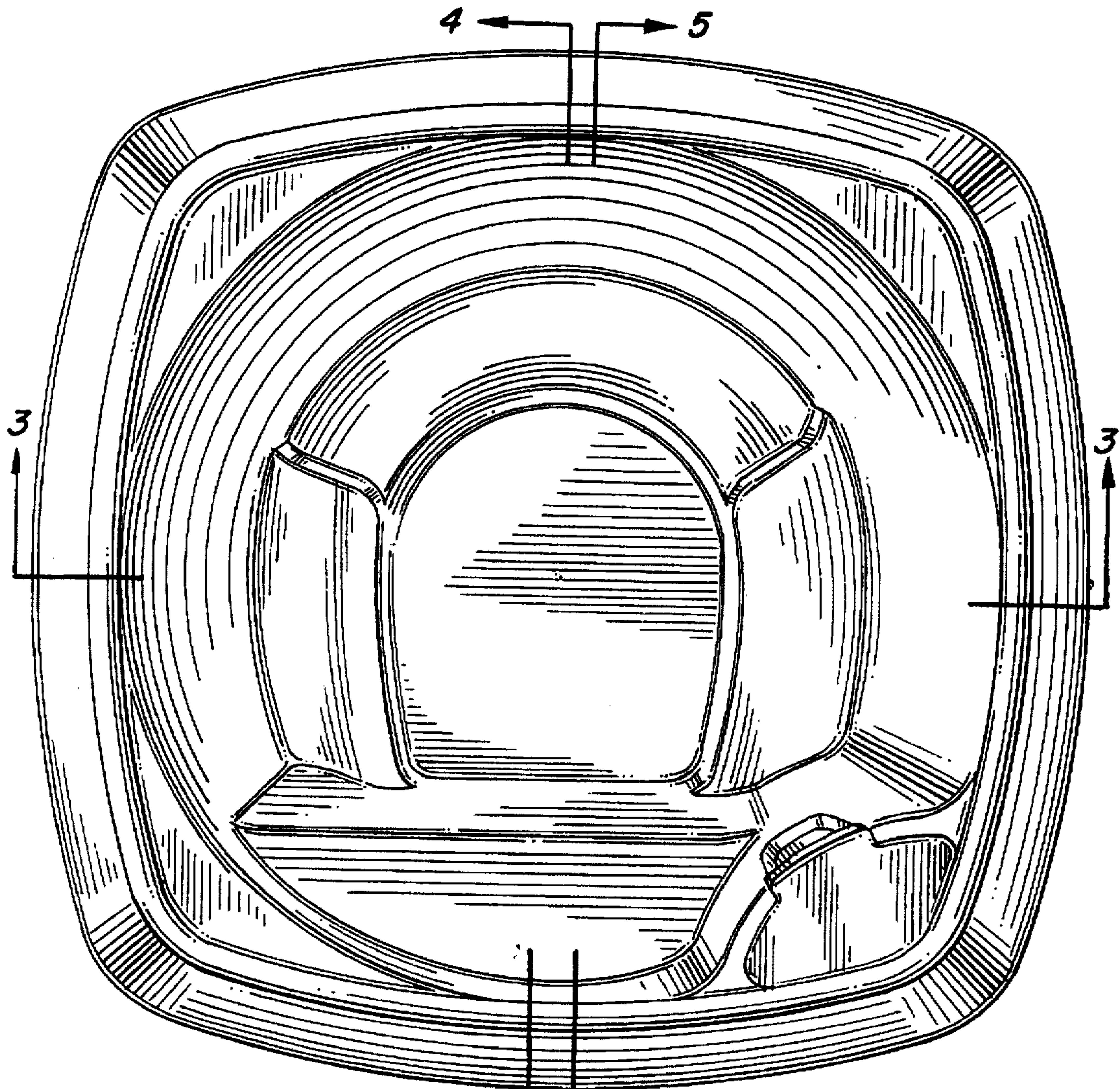

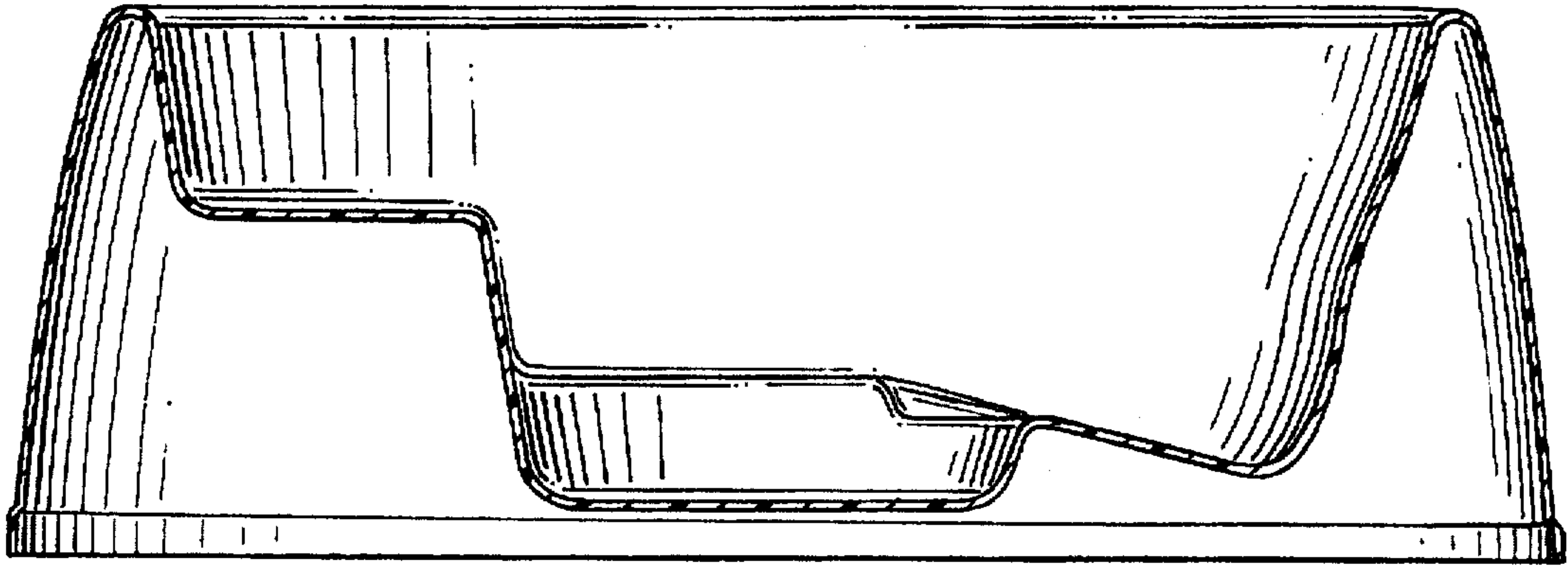


FIG. 3



*FIG. 4*



*FIG. 5*

