



US00D387869S

United States Patent [19]
Larsen

[11] **Patent Number: Des. 387,869**

[45] **Date of Patent: **Dec. 16, 1997**

[54] **SPA SHELL**

[75] **Inventor: Christopher Larsen, Vista, Calif.**

[73] **Assignee: Watkins Manufacturing Co., Vista, Calif.**

[**] **Term: 14 Years**

[21] **Appl. No.: 62,597**

[22] **Filed: Nov. 19, 1996**

[51] **LOC (6) Cl. 23-02**

[52] **U.S. Cl. D24/204; D23/277**

[58] **Field of Search D23/277, 250.1-280.4; D24/204, 205; 4/538, 541.1-541.6, 546**

[56] **References Cited**

U.S. PATENT DOCUMENTS

D. 301,374	5/1989	D'Innocente	D24/204
D. 302,037	7/1989	Giese et al.	D24/205
D. 305,061	12/1989	Pauls et al.	D24/205
D. 323,701	2/1992	Primucci et al.	D23/277

OTHER PUBLICATIONS

Hotspring Brochure, 1996, pp. 29-31.

Primary Examiner—Louis S. Zarfes

Assistant Examiner—Eric Watterson

Attorney, Agent, or Firm—Price, Gess & Ubell

[57] **CLAIM**

The ornamental design for a spa shell, as shown and described.

DESCRIPTION

FIG. 1 is a top front perspective of a spa shell showing my new design, the broken lines are for illustrative purposes only and form no part of the claimed design;

FIG. 2 is a top plan view thereof;

FIG. 3 is a cross-sectional view taken along line 3—3 of FIG. 2;

FIG. 4 is a cross-sectional view taken along line 4—4 of FIG. 2; and,

FIG. 5 is a cross-sectional view taken along line 5—5 of FIG. 2.

The bottom is plain and unornamented.

1 Claim, 3 Drawing Sheets

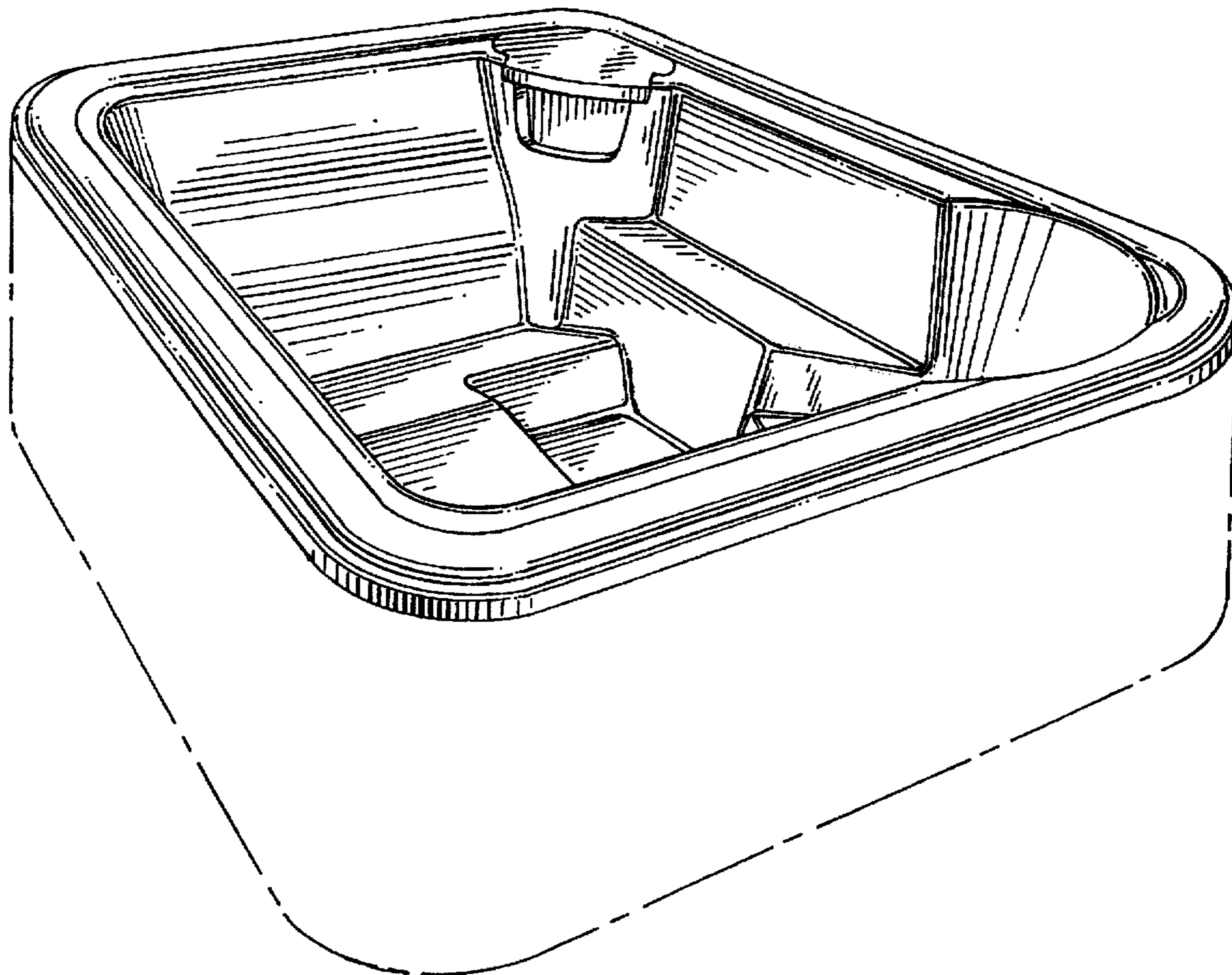


FIG. 1

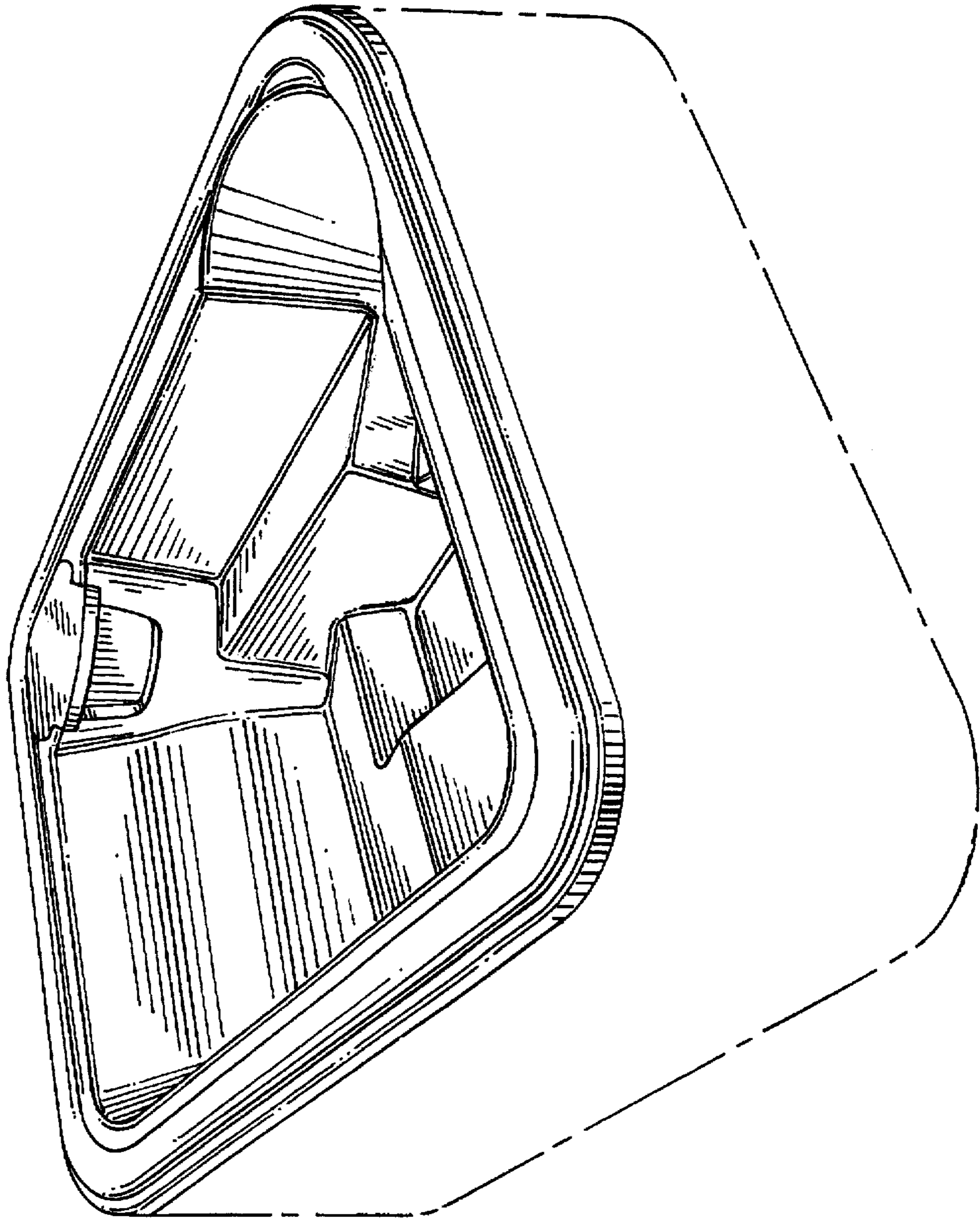


FIG. 2

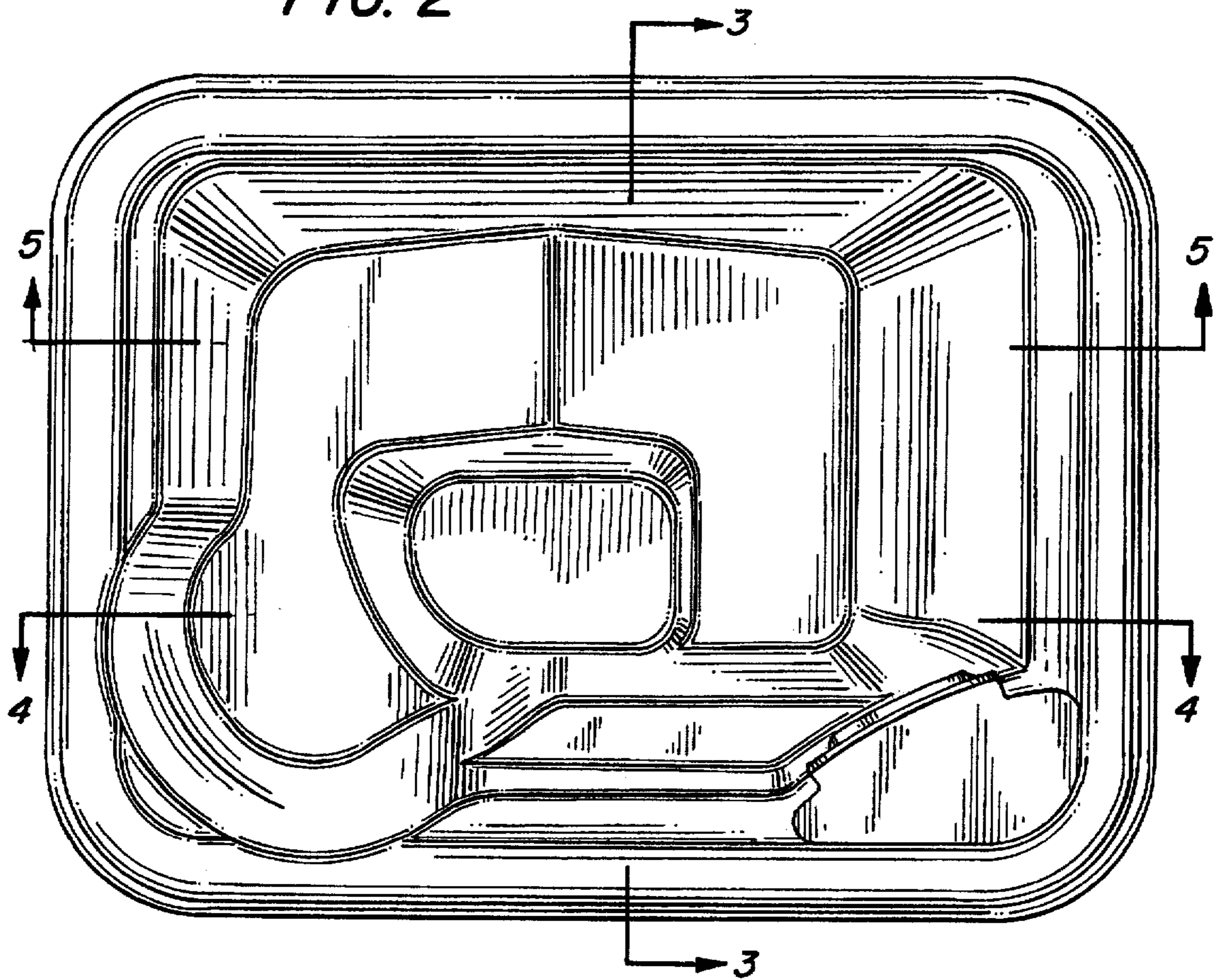


FIG. 3




FIG. 4

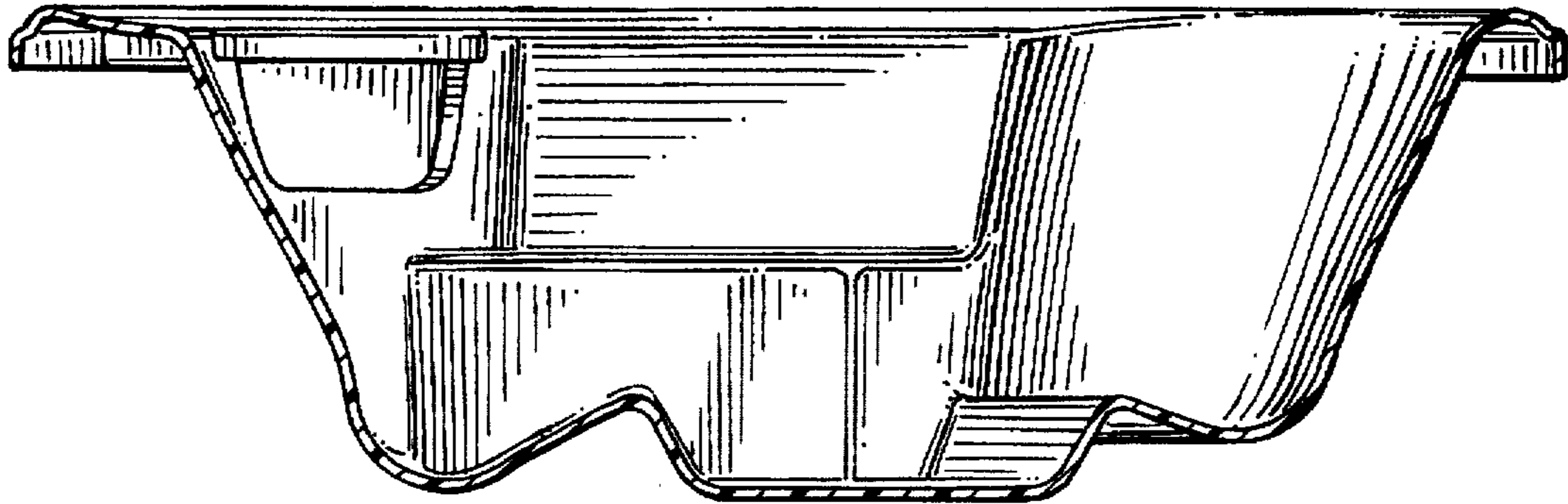


FIG. 5

