

US00D387864S

United States Patent [19] Hatfield

[11] Patent Number: Des. 387,864

[45] Date of Patent: **Dec. 16, 1997

[54] PORTION OF A SHOE OUTSOLE

[75] Inventor: Tinker L. Hatfield, Portland, Oreg.

[73] Assignee: Nike, Inc., Beaverton, Oreg.

[**] Term: 14 Years

[21] Appl. No.: 55,746

[22] Filed: Jun. 12, 1996

[51] LOC (6) Cl. 02-04

[52] U.S. Cl. D2/953; D2/960

[58] Field of Search D2/897, 902, 906,
D2/908, 914, 916, 919, 946-960, 962,
964; D12/147; 36/85, 101, 103, 104, 106,
113-115, 124, 126, 127-130, 3 B, 11.5,
12-15, 22 R, 25 R, 30 R, 32 R, 32 A, 33,
172

[56] References Cited

U.S. PATENT DOCUMENTS

D. 251,817	5/1979	Inohara	D2/908
D. 256,179	8/1980	Famolare, Jr.	.	
D. 295,462	5/1988	Brown et al.	.	
D. 296,952	8/1988	Brown et al.	.	
D. 298,983	12/1988	Tong	.	
D. 319,725	9/1991	Claveria	.	
D. 326,355	5/1992	Cotsidas	.	
D. 336,773	6/1993	Peterson	.	
D. 345,455	3/1994	Smith	.	
D. 347,105	5/1994	Johnson	D2/952
D. 361,881	9/1995	Hatfield	.	
2,405,498	8/1946	Gregg	.	
4,266,349	5/1981	Schmohl	.	
4,399,621	8/1983	Dassler	36/32 R
4,569,142	2/1986	Askinasi	36/32 R

FOREIGN PATENT DOCUMENTS

39 10 376.5 2/1990 Germany .

OTHER PUBLICATIONS

Fall 1996, Nike Footwear Catalog, pp. 24, 78 and 27, Published Dec. 1995.

Late Spring '96, Nike Footwear Catalog, pp. 23, 25 and 134, Published Aug. 1995.

Holiday '95, Nike Footwear Catalog, pp. 13 and 102, Published Mar. 1995.

Fall '95, Nike Footwear Catalog, p. 112, Published Nov. 1994.

Holiday '94, Nike Footwear Catalog, p. 22, Published Mar. 1994.

Fall '94, Nike Footwear Catalog, p. 96, Published Nov. 1993.

Primary Examiner—Louis S. Zarfes

Attorney, Agent, or Firm—Banner & Witcoff, Ltd.

[57] CLAIM

The ornamental design for a portion of a shoe outsole, as shown and described.

DESCRIPTION

FIG. 1 is a bottom plan view of a portion of a shoe outsole showing my new design;

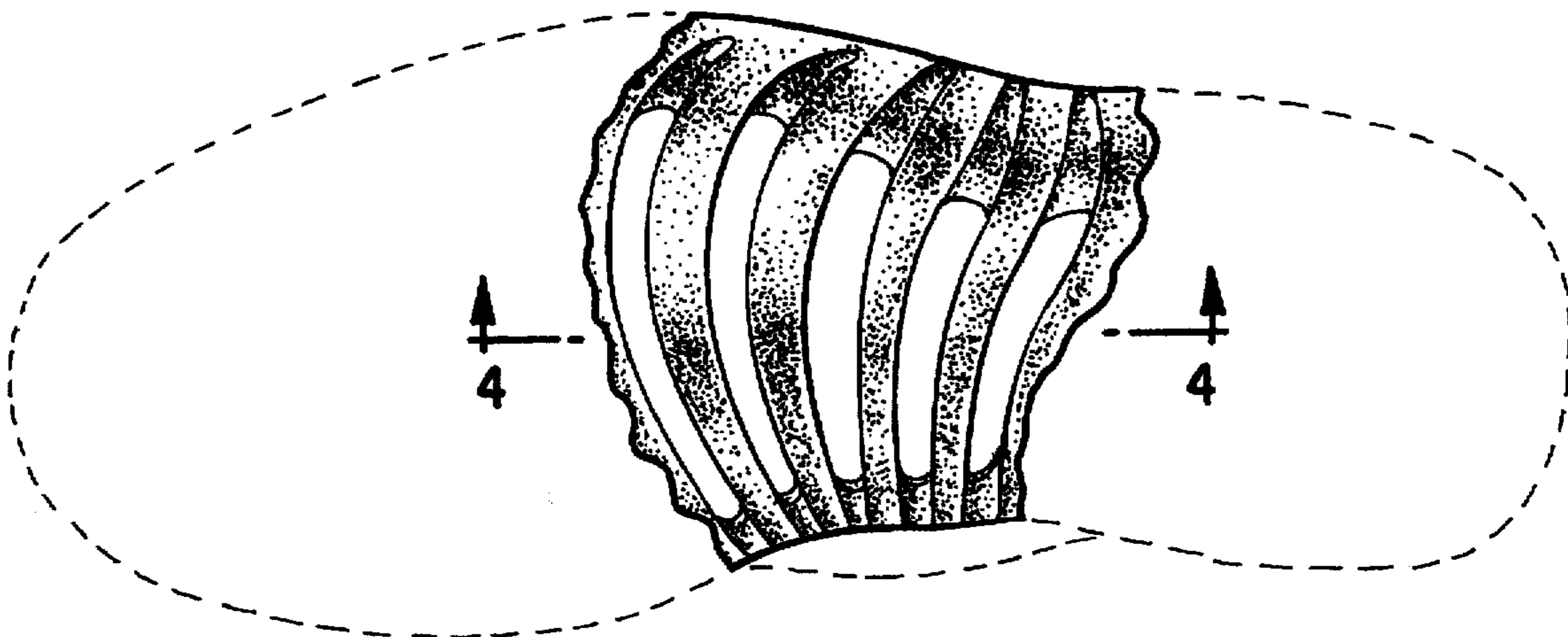
FIG. 2 is a side elevational view of one side of the portion of a shoe outsole of FIG. 1;

FIG. 3 is a side elevational view of the other side of the portion of a shoe outsole of FIG. 1; and,

FIG. 4 is an enlarged profile view taken generally along line 4-4 of FIG. 1.

The broken line showing of the shoe upper and the remainder of the shoe sole is for illustration purposes only and forms no part of the claimed design.

1 Claim, 2 Drawing Sheets



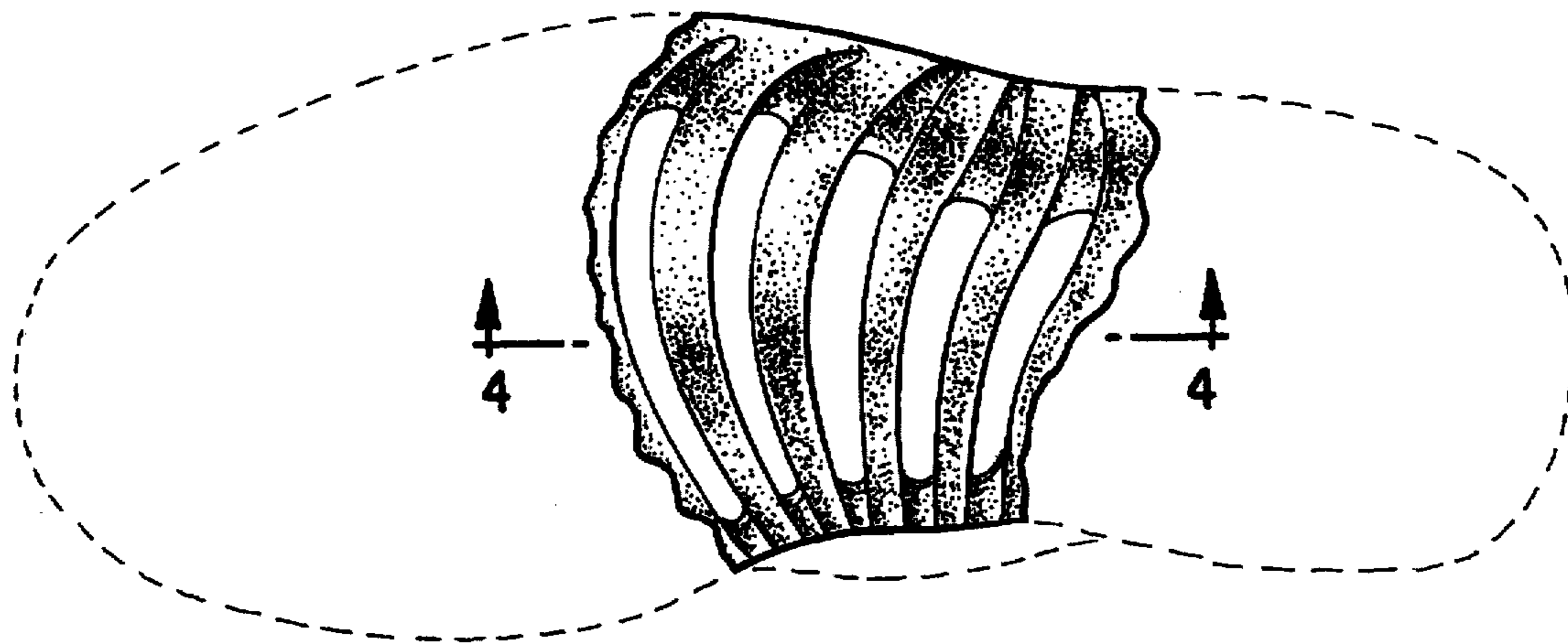


FIG. 1

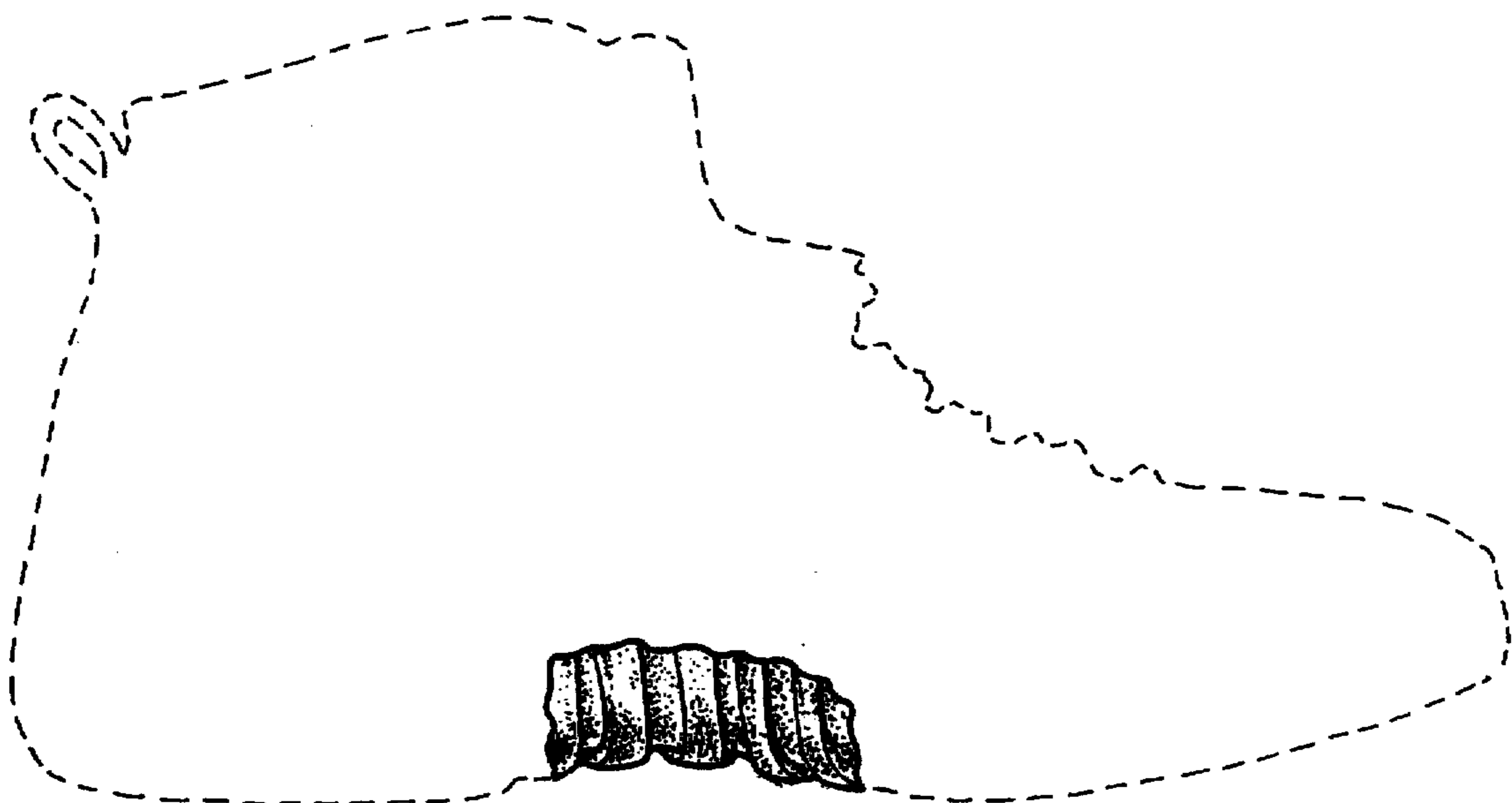


FIG. 2

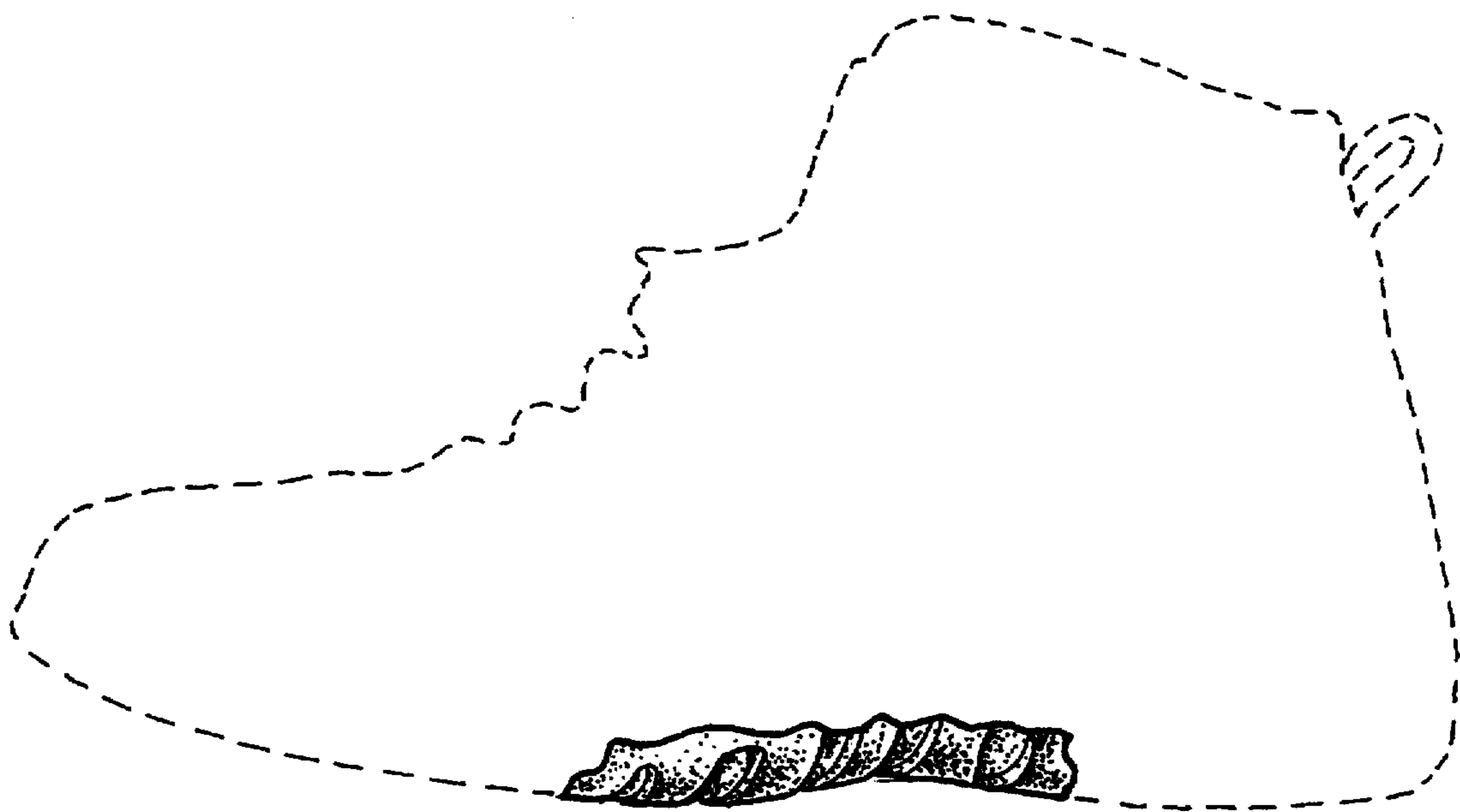


FIG. 3



FIG. 4