



US00D387863S

United States Patent [19]

Herman et al.

[11] Patent Number: **Des. 387,863**

[45] Date of Patent: ****Dec. 16, 1997**

[54] **MEDICAL DEVICE DELIVERY HANDLE**

[75] Inventors: **Christopher John Herman**, Brooklyn Center, Minn.; **Francis Clair Peterson**, Prescott, Wis.; **Thomas Gerald Skulley**, St. Paul, Minn.

[73] Assignee: **Microvena Corporation**, White Bear Lake, Minn.

[**] Term: **14 Years**

[21] Appl. No.: **57,263**

[22] Filed: **Jul. 22, 1996**

[51] LOC (6) Cl. **24-02**

[52] U.S. Cl. **D24/133**

[58] Field of Search D24/112, 133;
D8/82, 90, 62; 128/657, 658, 772, 778;
D19/26; 600/114, 197, 226

[56] **References Cited**

U.S. PATENT DOCUMENTS

- D. 331,625 12/1992 Price et al. D24/133
- D. 351,227 10/1994 Patton et al. D24/112

- D. 375,789 11/1996 Bryant et al. D24/112
- D. 376,083 12/1996 Verdura et al. D24/146
- D. 376,305 12/1996 Kung D8/82
- 5,273,535 12/1993 Edwards et al. 128/772 X
- 5,325,868 7/1994 Kimmelstiel 128/772
- 5,334,217 8/1994 Das .

Primary Examiner—Louis S. Zarfaz
Assistant Examiner—Frank Martinez
Attorney, Agent, or Firm—Fredrikson & Byron

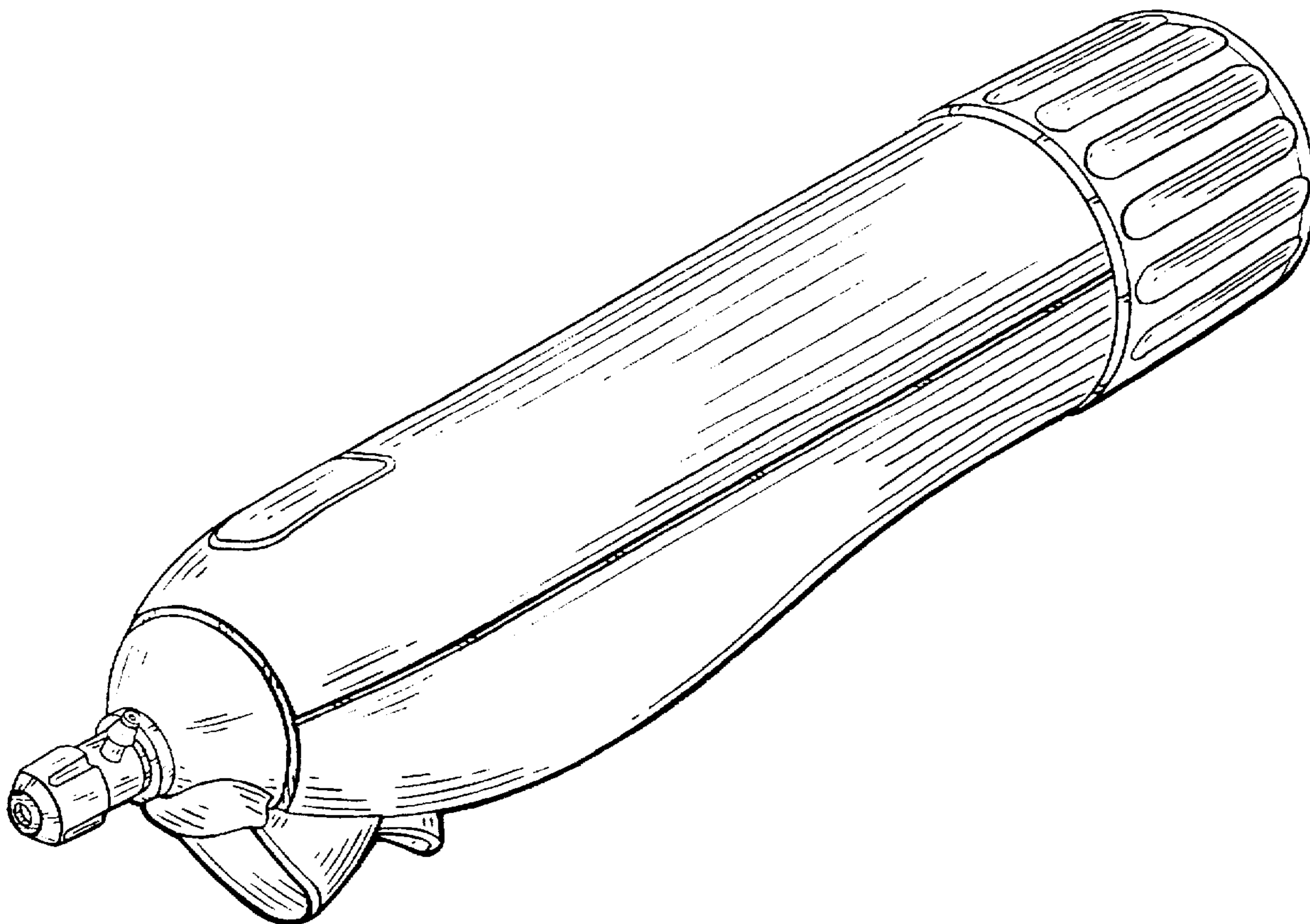
[57] **CLAIM**

The ornamental design for a medical device delivery handle, as shown and described.

DESCRIPTION

FIG. 1 is a top perspective view of a medical device delivery handle of the invention;
FIG. 2 is a left side view of the handle of FIG. 1;
FIG. 3 is a right side view of the handle of FIG. 1;
FIG. 4 is a bottom view of the handle of FIG. 1;
FIG. 5 is a top view of the handle of FIG. 1;
FIG. 6 is a front end view of the handle of FIG. 1; and,
FIG. 7 is a rear end view of the handle of FIG. 1.

1 Claim, 4 Drawing Sheets



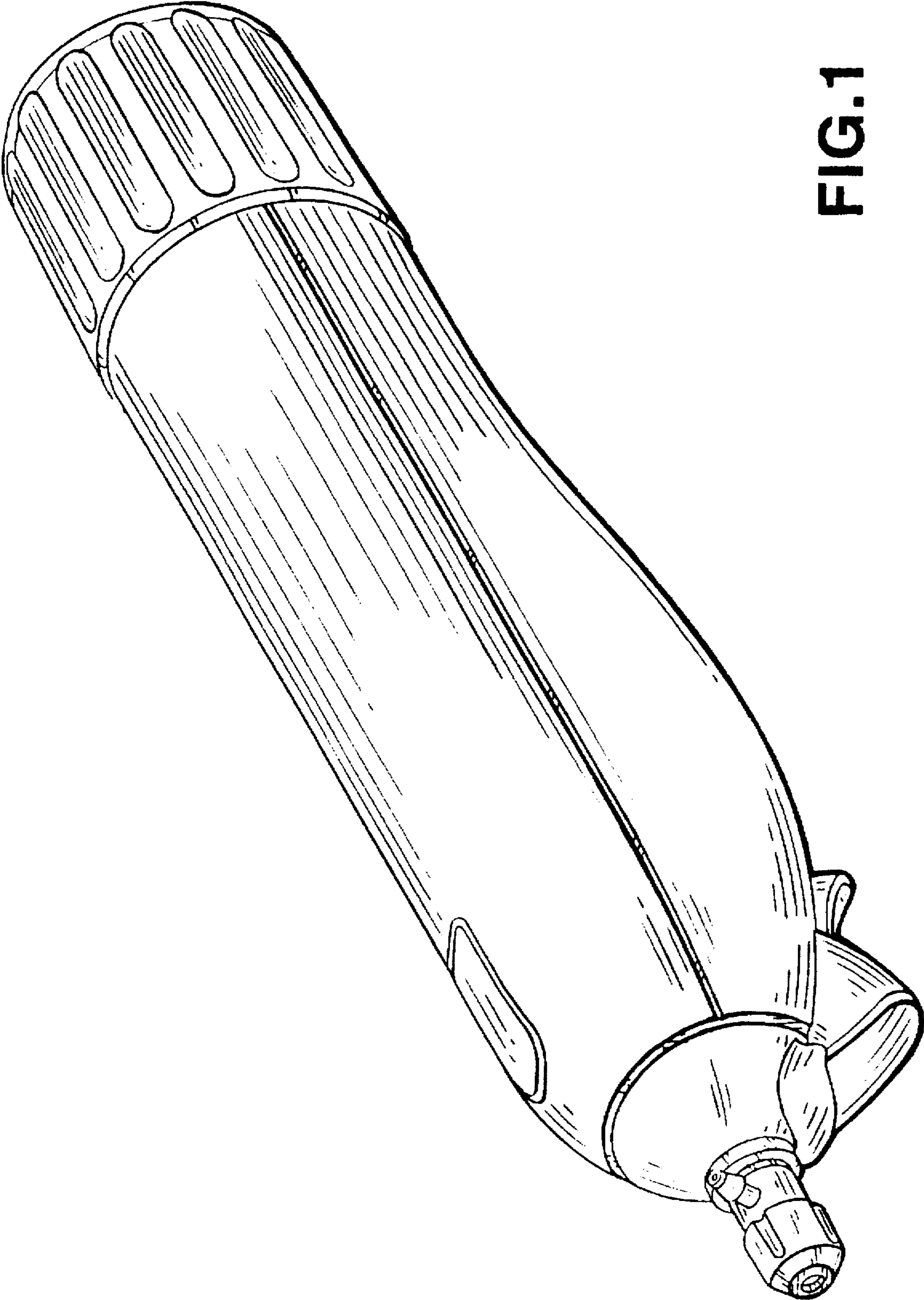


FIG. 1




FIG. 2




FIG. 3




FIG. 4




FIG. 5

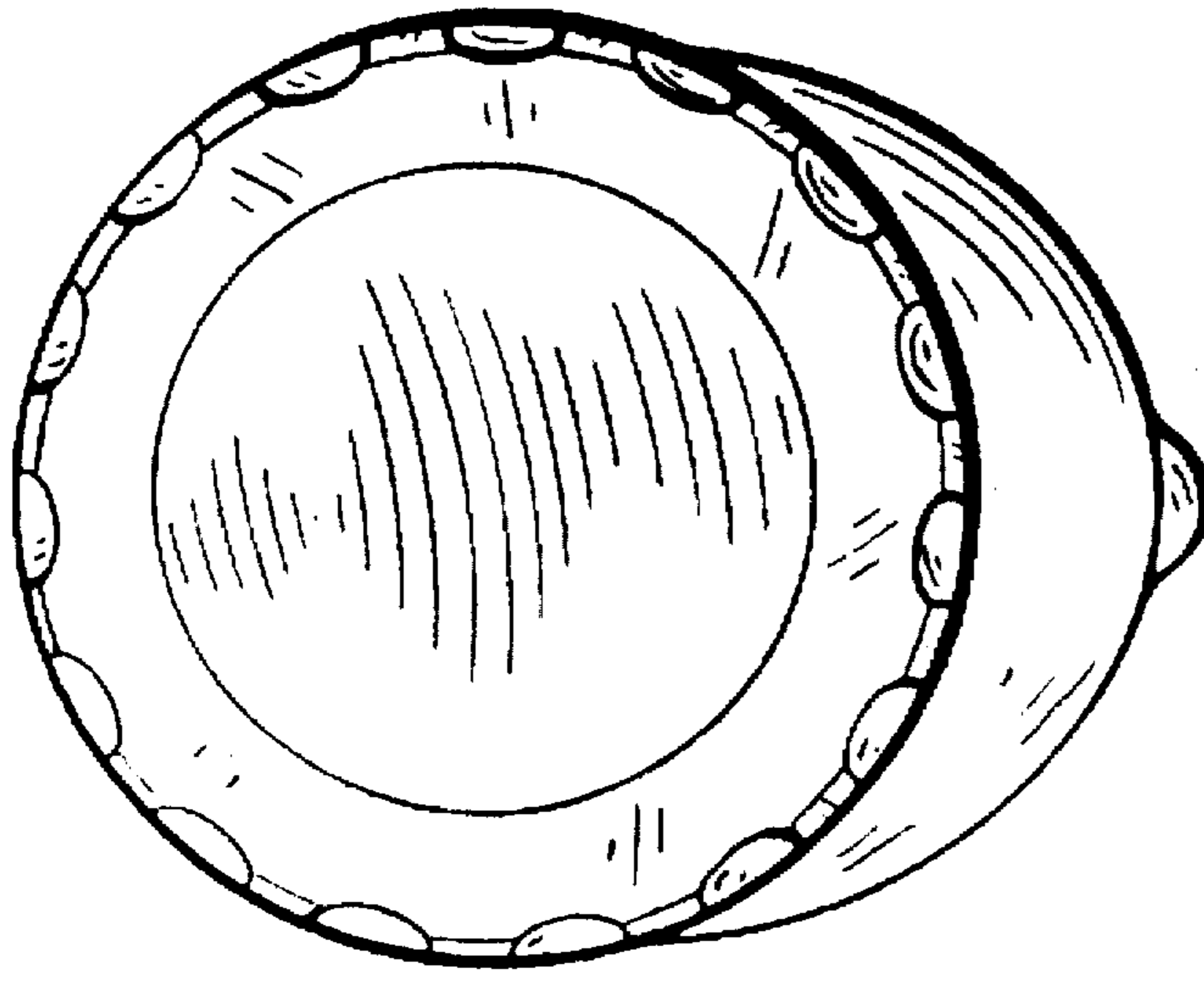


FIG. 6

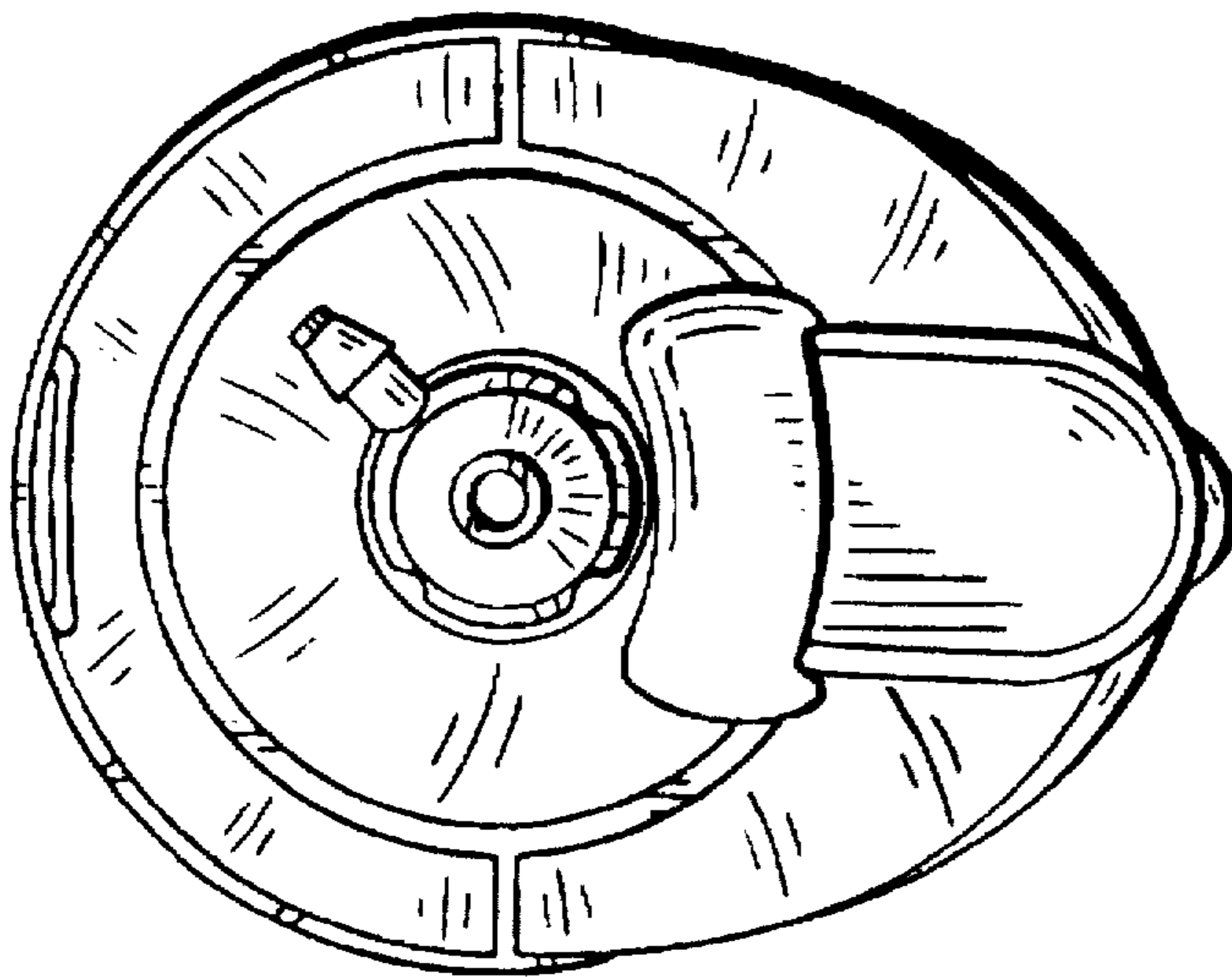


FIG. 7