



US00D387852S

United States Patent [19]

[11] Patent Number: **Des. 387,852**

Radtke et al.

[45] Date of Patent: ****Dec. 16, 1997**

[54] **SPRAY MISTING FAN AND BOTTLE**

4,235,377	11/1980	Davis et al. .
4,392,614	7/1983	Groth et al. .
4,839,106	6/1989	Steiner .
5,338,495	8/1994	Steiner et al. .

[75] Inventors: **Lee Radtke, Lake Zurich; Linda M. Usher, Chicago; Eric F. Junkel, Des Plaines, all of Ill.**

Primary Examiner—Martie Thompson
Attorney, Agent, or Firm—Gifford, Krass, Groh, Sprinkle, Patmore, Anderson & Citkowski, P.C.

[73] Assignee: **Circulair, Inc., Niles, Ill.**

[**] Term: **14 Years**

[57] CLAIM

[21] Appl. No.: **56,013**

The ornamental design for a spray misting fan and bottle, as shown and described.

[22] Filed: **Jun. 19, 1996**

DESCRIPTION

[51] LOC (6) Cl. **23-04**

[52] U.S. Cl. **D23/328; D9/300; D9/337; D23/332; D23/379**

[58] **Field of Search** **D9/300, 337, 523; D23/328, 332, 377, 379, 370, 335, 411, 413, 226, 228; 261/28, 30, 140.1; 416/146 R; 422/124; 239/214.25, 215, 223, 289; 222/263**


FIG. 1 is a perspective view of a spray misting fan and bottle showing our new design;
 FIG. 2 is a front elevational view thereof;
 FIG. 3 is a top plan view of the present design;
 FIG. 4 is a bottom view of the spray misting fan and bottle according to the present design;
 FIG. 5 is a left side view of the present design;
 FIG. 6 is a rear elevational view;
 FIG. 7 is a right side view which is a mirror image of the left side view; and,
 FIG. 8 is an exploded view illustrating the threaded engagement between upper and lower halves of the bottle portion of the spray misting fan and bottle according to the present design.

[56] References Cited

U.S. PATENT DOCUMENTS

D. 349,954	8/1994	Steiner et al.	D23/328
D. 354,979	1/1995	Tsuji	D23/328 X
D. 362,188	9/1995	Van Dyk	D9/300 X
2,079,117	5/1937	Hays .	
3,004,403	10/1961	Laporte .	
3,173,584	3/1965	Giavasis	222/263
3,997,115	12/1976	Licudine .	

1 Claim, 3 Drawing Sheets



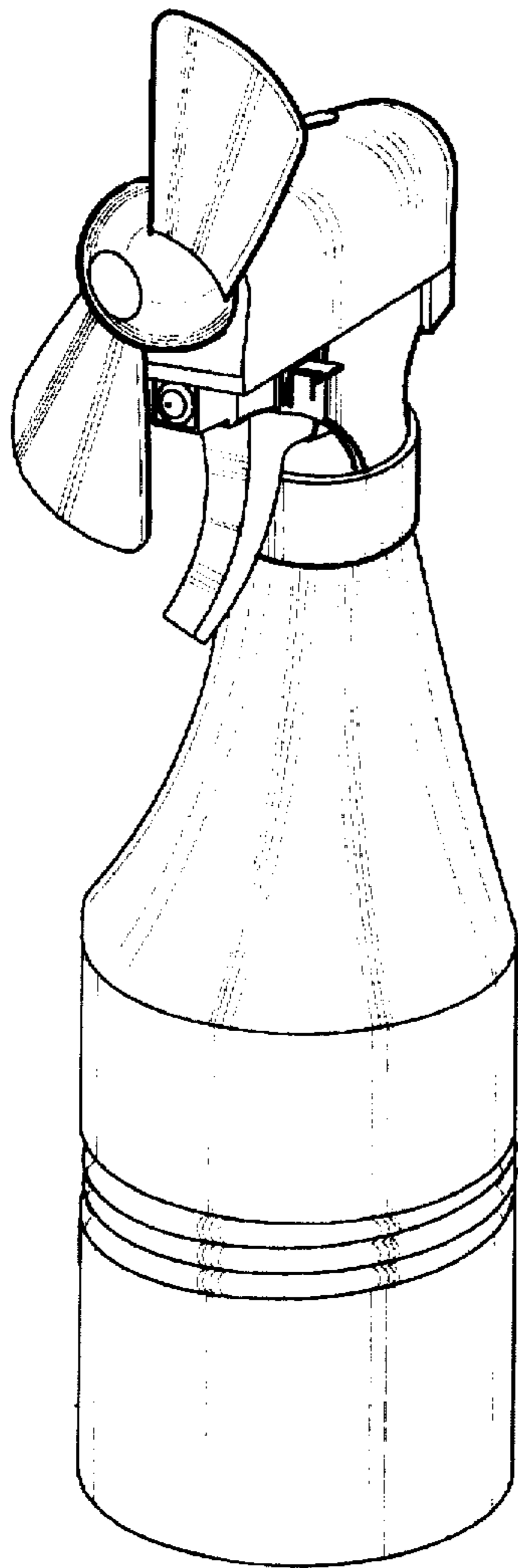


Fig-1

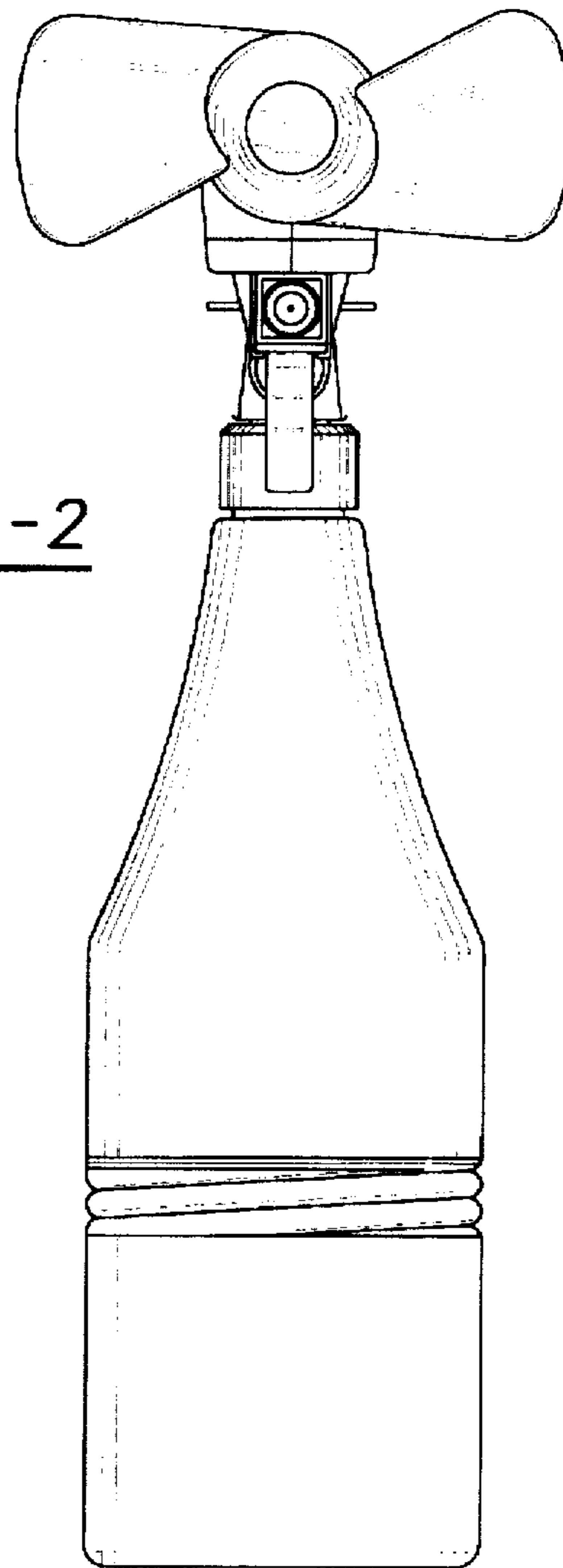


Fig-2

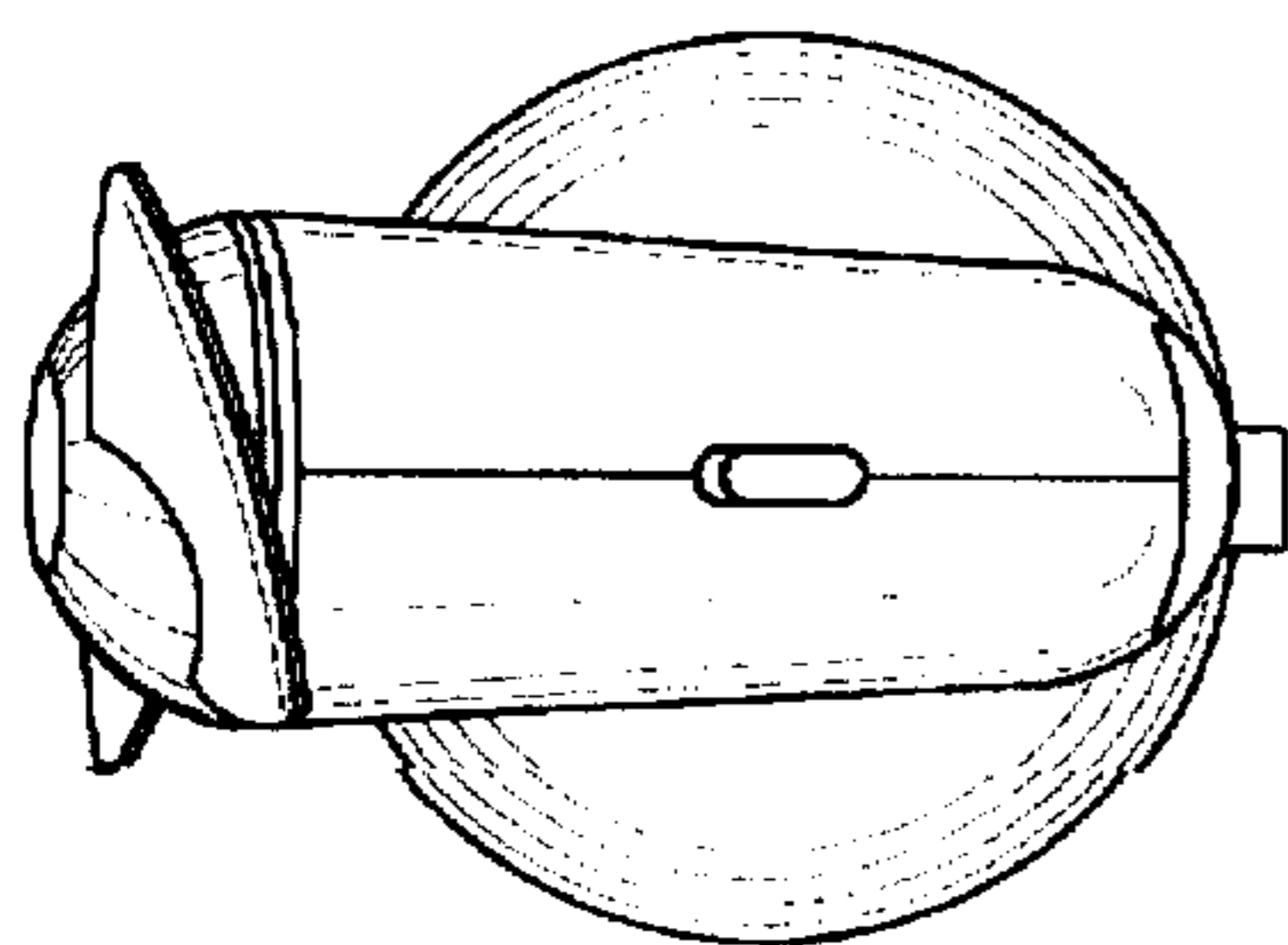


Fig-3

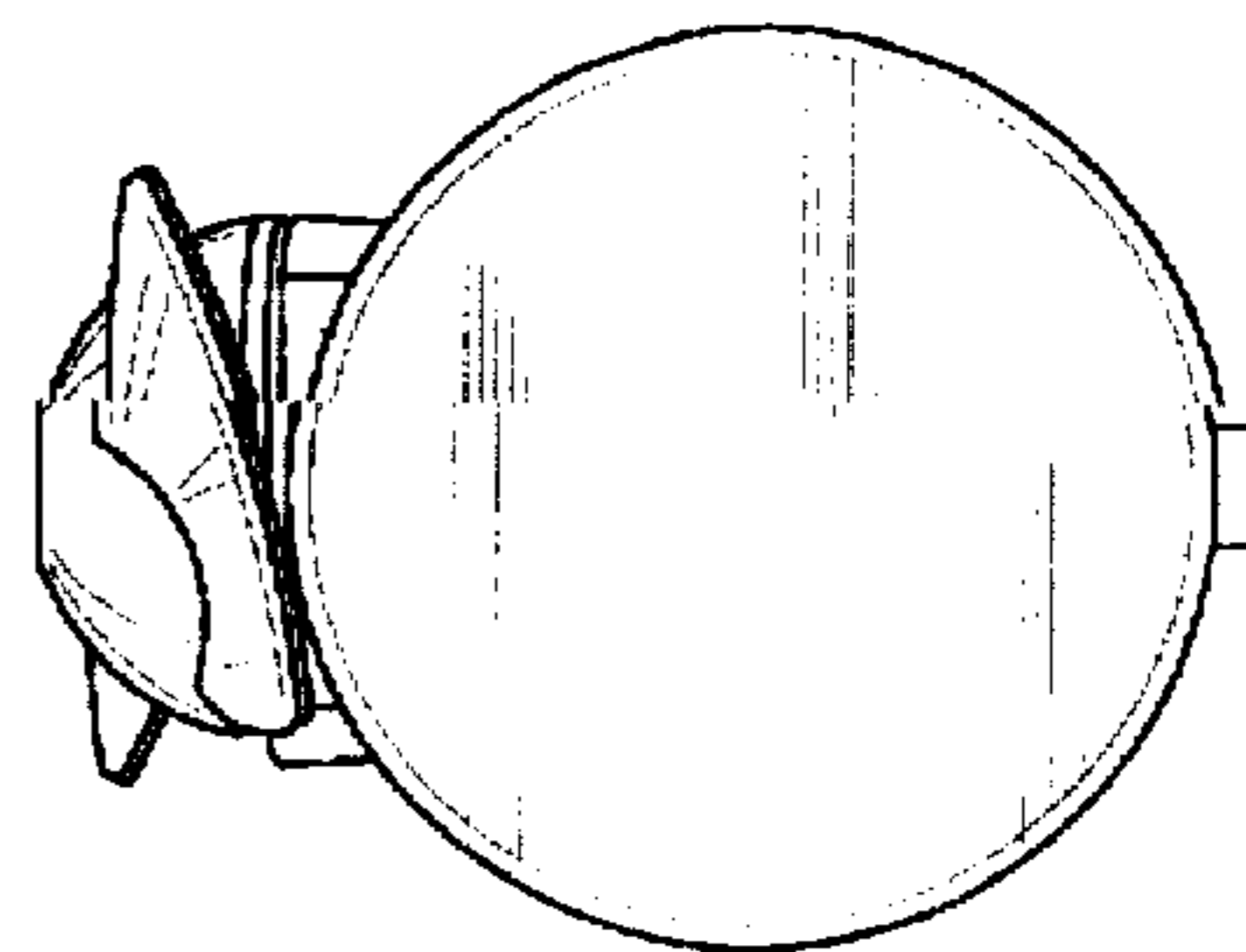


Fig-4



Fig-5

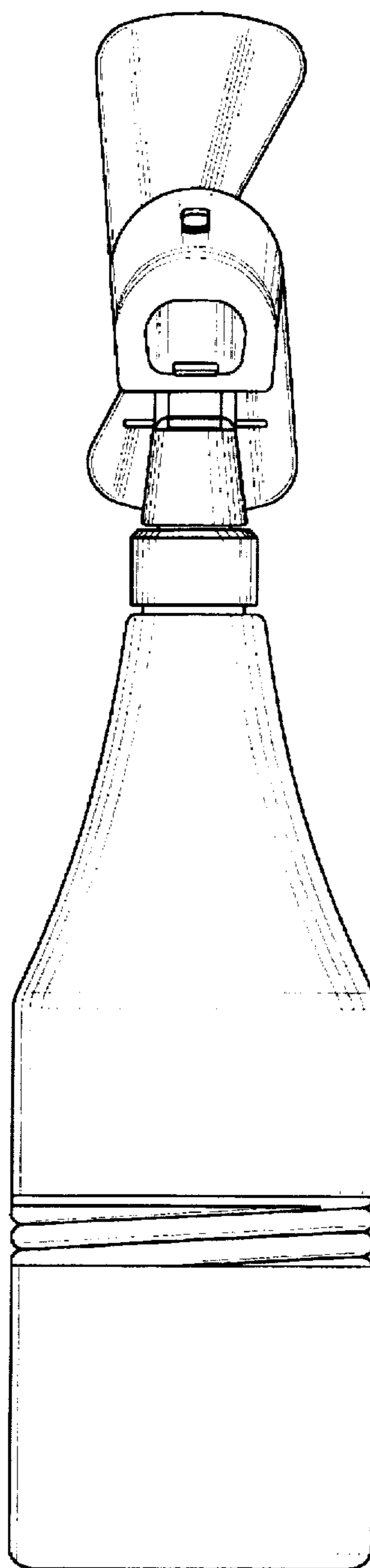


Fig-6

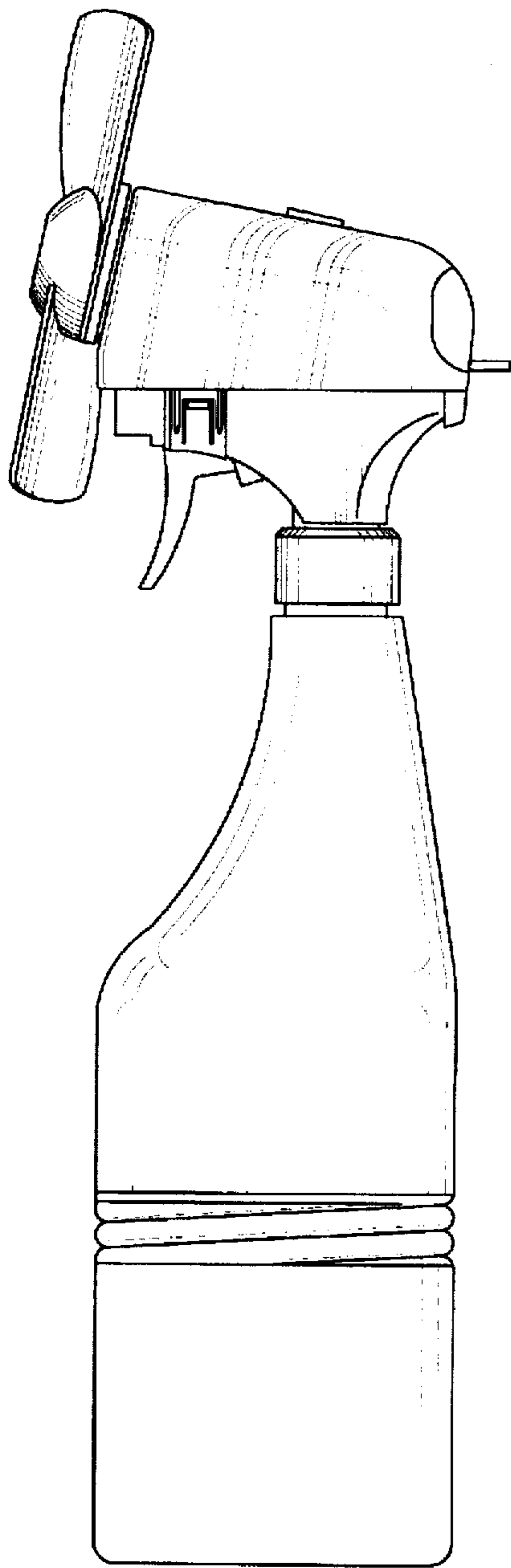


Fig-7

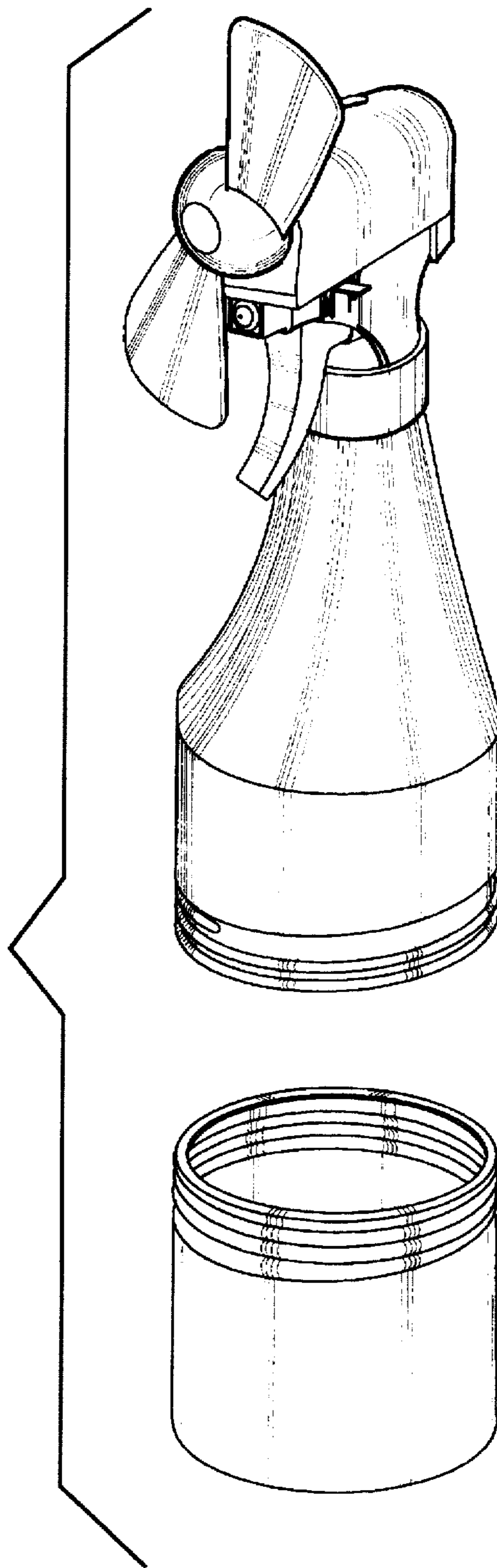


Fig-8