



US00D387845S

# United States Patent [19] Smith

[11] Patent Number: **Des. 387,845**  
[45] Date of Patent: **\*\*Dec. 16, 1997**

[54] **DART**  
[75] Inventor: **William A. Smith, Greenfield, Wis.**  
[73] Assignee: **Great Lakes Dart Distributors, Inc., Muskego, Wis.**  
[\*\*] Term: **14 Years**  
[21] Appl. No.: **50,300**  
[22] Filed: **Feb. 15, 1996**  
[51] LOC (6) Cl. .... **22-01**  
[52] U.S. Cl. .... **D22/115; D22/100**  
[58] Field of Search ..... **D22/100, 115, D22/199; D21/48, 49, 145; 473/578, 582, 583, 584, 585, 586**

4,775,158 10/1988 Bottelsen ..... 473/585  
4,829,974 5/1989 Anderson ..... 473/578 X  
5,388,840 2/1995 Wele ..... D21/49 X  
5,498,004 3/1996 Mariella et al. .... 473/578

*Primary Examiner*—Louis S. Zarfes  
*Assistant Examiner*—Monica A. Weingart  
*Attorney, Agent, or Firm*—Andrus, Scales, Starke & Sawall

[57] **CLAIM**

The ornamental design for a dart, as shown and described.

**DESCRIPTION**

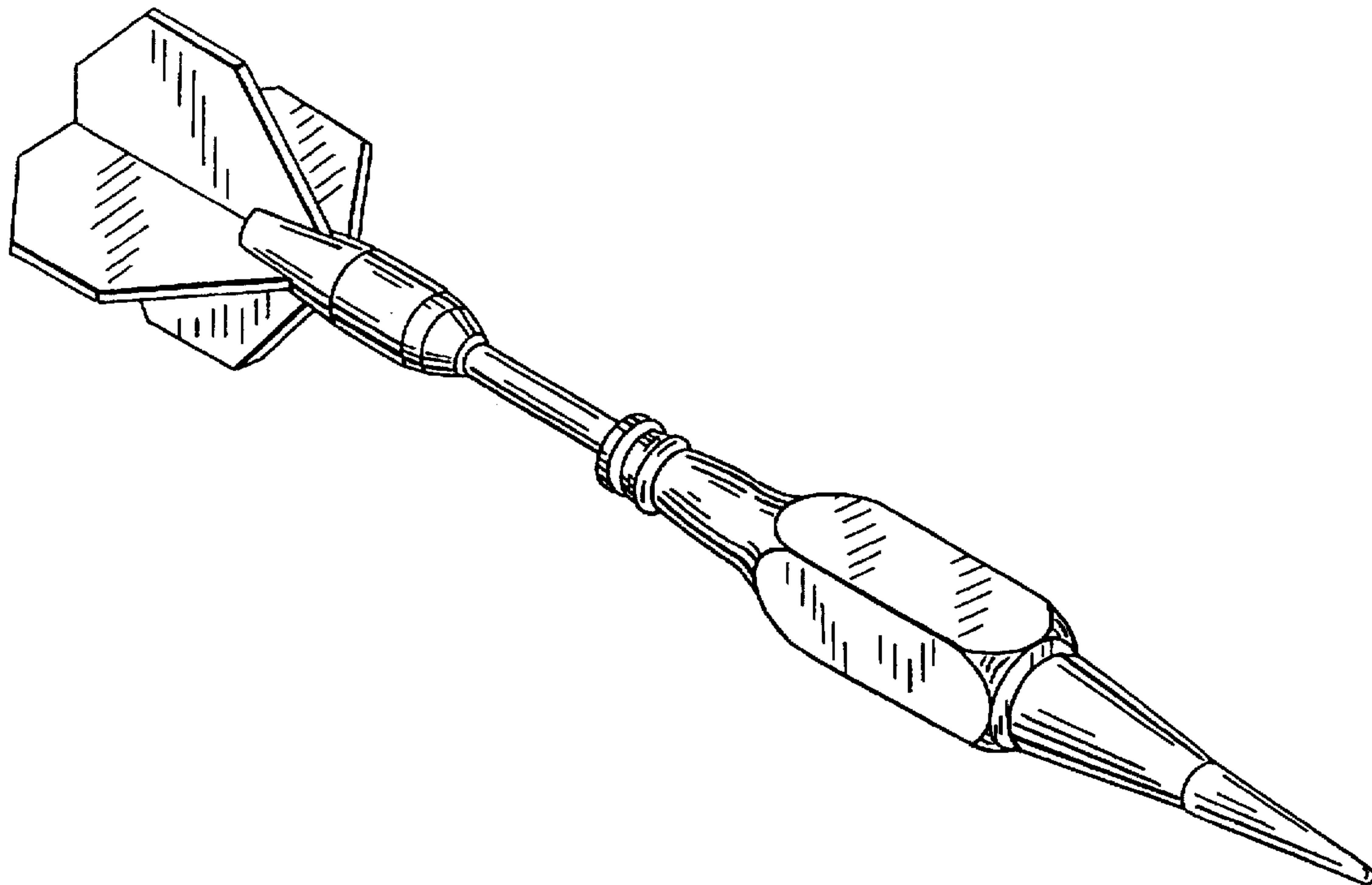
FIG. 1 is a perspective view of a dart showing my new design;  
FIG. 2 is a front elevational view of my dart;  
FIG. 3 is an end view taken from the right side of FIG. 2; and,  
FIG. 4 is an end view taken from the left side of FIG. 2.

[56] **References Cited**

**U.S. PATENT DOCUMENTS**

D. 131,527 3/1942 Keene ..... D21/49  
3,957,271 5/1976 Kurtz et al. .... 473/578 X

**1 Claim, 1 Drawing Sheet**



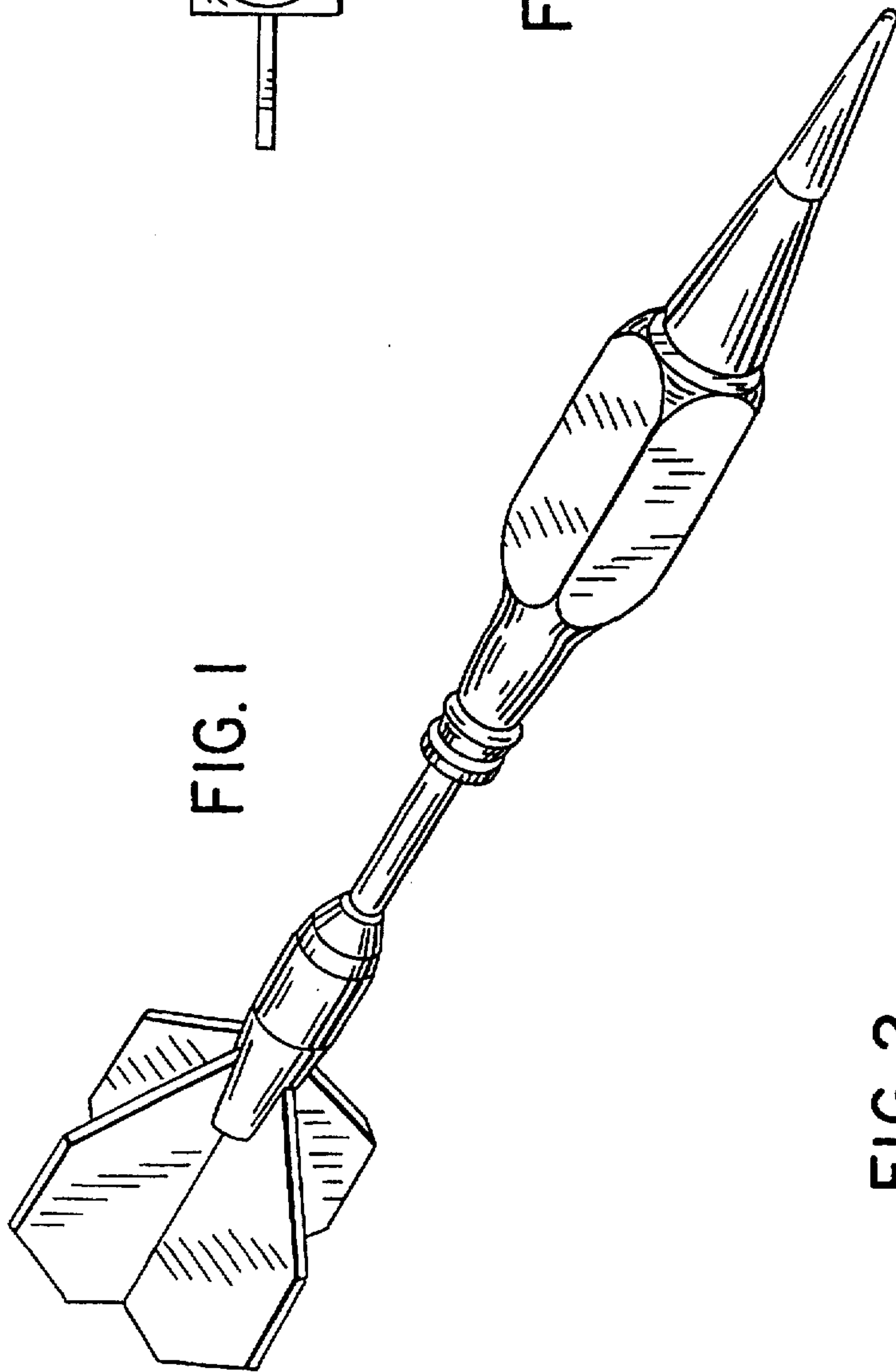


FIG. 1

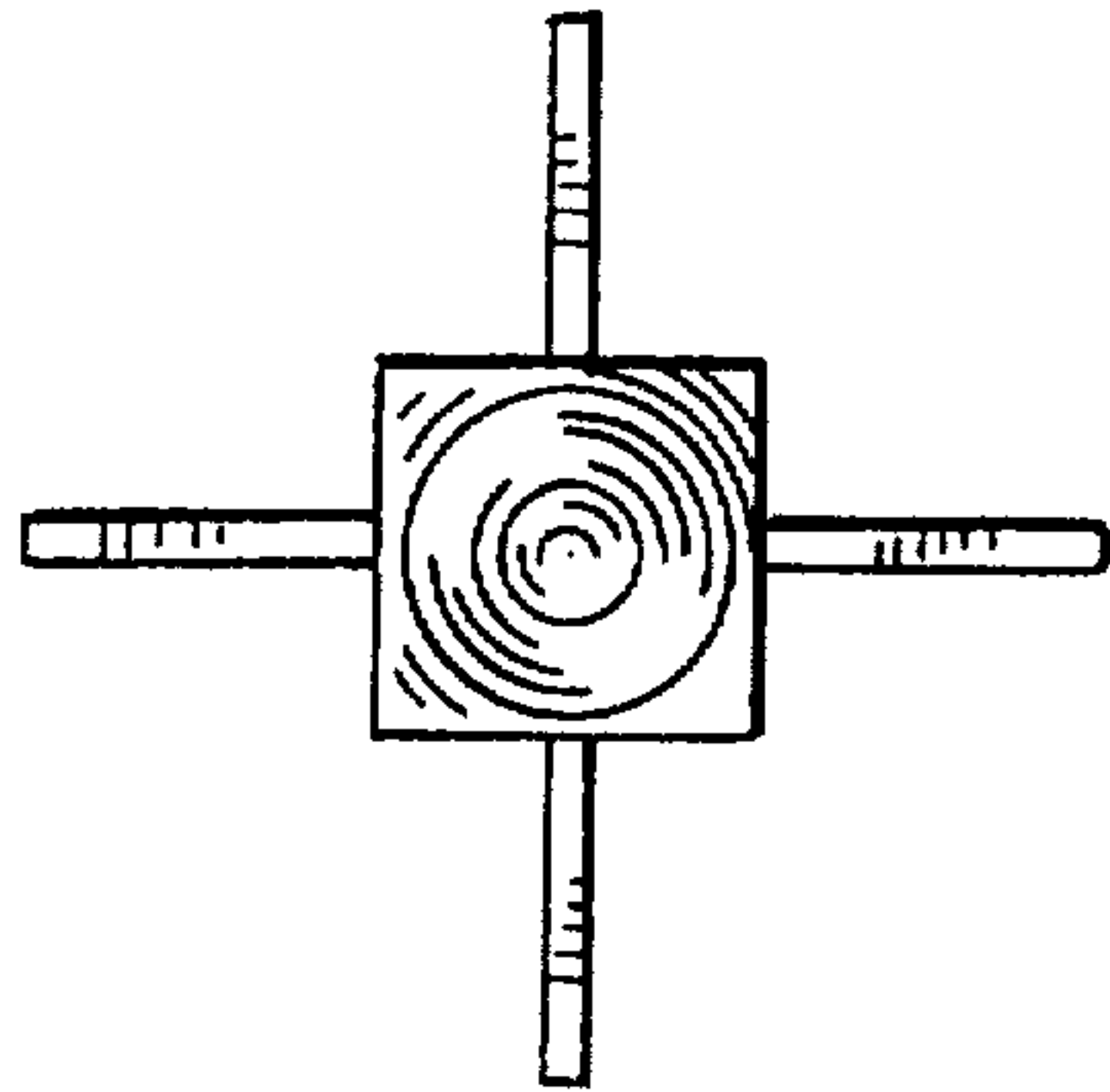


FIG. 3

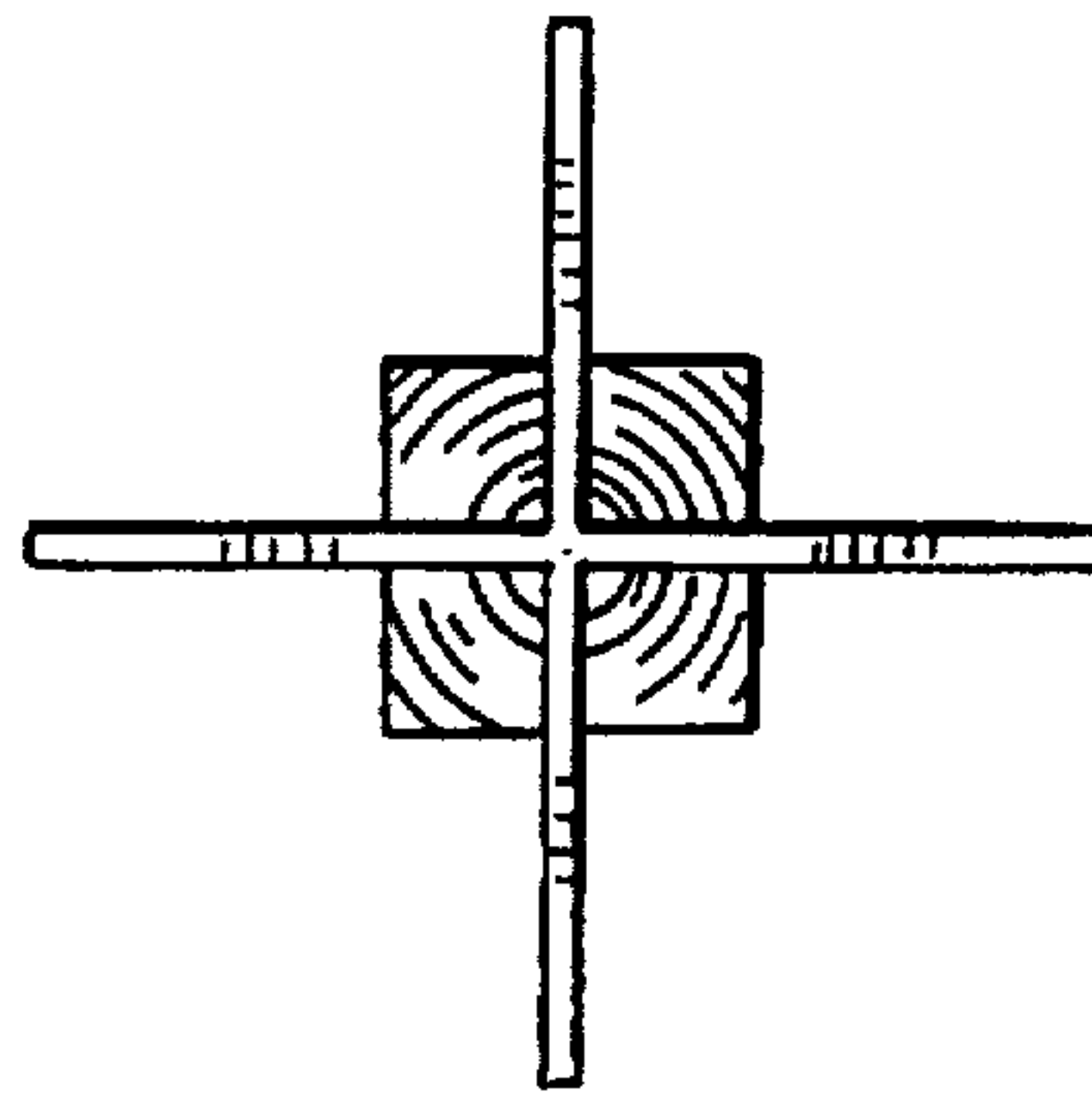


FIG. 4

FIG. 2

