



US00D387838S

United States Patent [19]

Canela et al.

[11] Patent Number: **Des. 387,838**

[45] Date of Patent: ****Dec. 16, 1997**

[54] **FLOATING DEVICE**

[76] Inventors: **Heriberto Canela**, 8027 W. 14th Ave., Hialeah, Fla. 33014; **Steve Zabielsky**, 8390 SW. 94 St., Miami, Fla. 33156

[**] Term: **14 Years**

[21] Appl. No.: **60,914**

[22] Filed: **Oct. 10, 1996**

[51] LOC (6) CL **12-06**

[52] U.S. Cl. **D21/237; D21/238**

[58] Field of Search **D21/236, 237, D21/238, 228; 441/120, 129, 130, 131, 132, 128, 102, 113, 114, 115, 126, 127; 482/111, 55, 128, 129**

[56] **References Cited**

U.S. PATENT DOCUMENTS

D. 271,606 11/1983 Corey et al. D21/228
D. 344,120 2/1994 Helt et al. D21/237

1,803,095 4/1931 Cole 441/120
4,986,786 1/1991 Helt et al. 441/120
5,052,965 10/1991 Klapp et al. 441/130
5,149,314 9/1992 Ciolino et al. 482/111
5,443,409 8/1995 Adamson 441/130

Primary Examiner—Kay H. Chin

[57] **CLAIM**

The ornamental design for a floating device, as shown and described.

DESCRIPTION

FIG. 1 is a top view of a floating device, showing my new design;

FIG. 2 is a longitudinal side elevational view thereof;

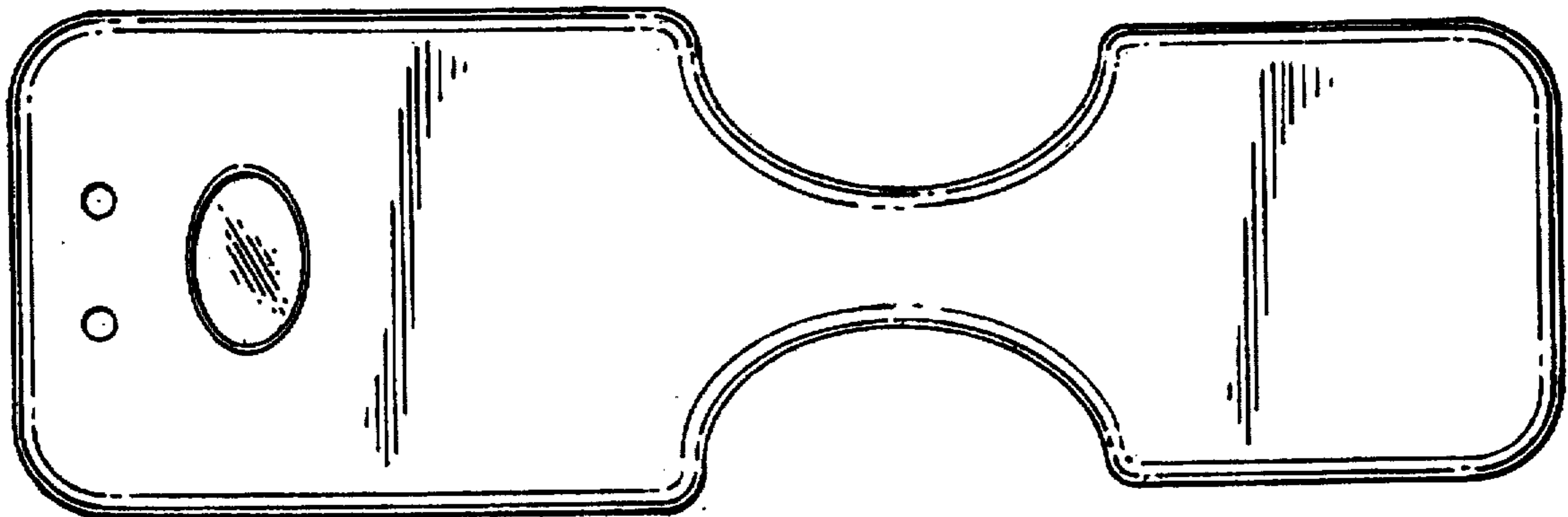
FIG. 3 is the opposite side elevational view of the previous figure thereof;

FIG. 4 is a bottom view thereof;

FIG. 5 is a side elevational view thereof; and,

FIG. 6 is the opposite side elevational view of the previous figure thereof.

1 Claim, 2 Drawing Sheets



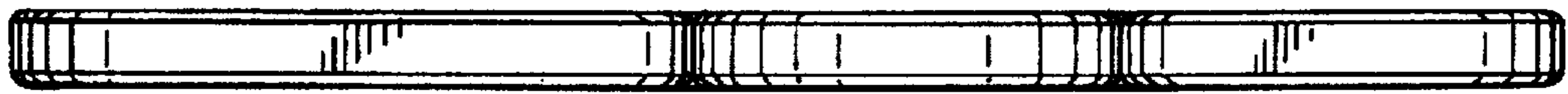


FIG - 2 -

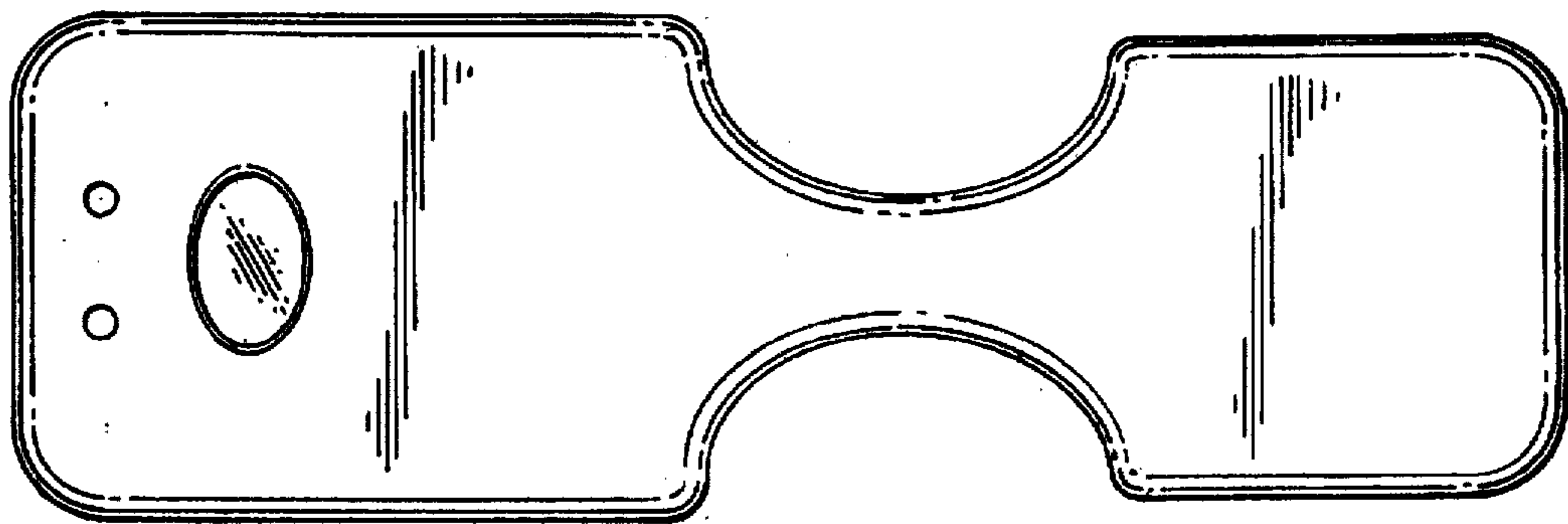


FIG - 1 -



FIG - 3 -

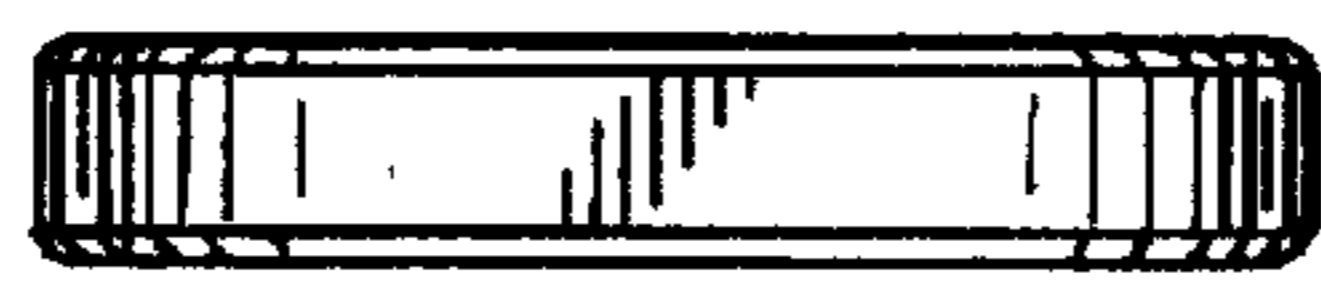


FIG. 6

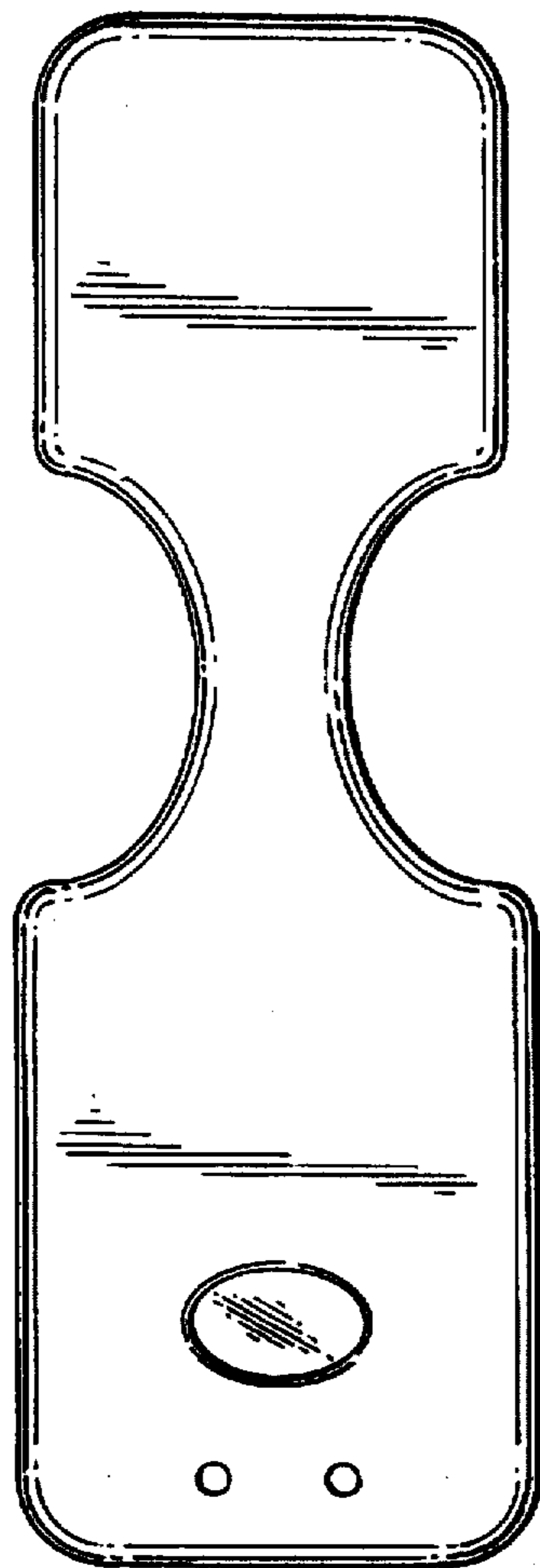


FIG. 4



FIG. 5