



US00D387836S

## United States Patent [19]

## Farnsworth

**[11] Patent Number: Des. 387,836**

[45] **Date of Patent:** **\*\*Dec. 16, 1997**

[54] **VISUAL AID FOR GOLF PUTTING**

[75] **Inventor:** **Craig L. Farnsworth**, Denver, Colo.

[73] Assignee: **Eye of a Champion, Inc., Lakewood, Colo.**

**[\*\*] Term: 14 Years**

[21] Appl. No.: 53,612

[22] Filed: Apr. 25, 1996

[51] LOC (6) CL ..... 21-02

[52] U.S. Cl. .... D21/234

[58] **Field of Search** ..... D21/234; 473/251,  
473/252, 253, 254, 278, 218, 268, 262,  
257

## [56] References Cited

## U.S. PATENT DOCUMENTS

D. 199,127	9/1964	Nelson .....	D21/234
D. 261,791	11/1981	Todd .....	D21/234
D. 307,618	5/1990	Croghan .....	D21/234
D. 338,512	8/1993	Crow et al. ....	D21/234
D. 354,107	1/1995	Kueng et al. ....	D21/234

2,858,133	10/1958	Self .....	D21/234 X
3,038,726	6/1962	Hesidence .....	D21/234 X

**Primary Examiner—Raphael Barkai**

**Assistant Examiner—Mitchell I. Siegel**

**Attorney, Agent, or Firm—Dorsey & Whitney LLP**

[57] CLAIM

The ornamental design for a visual aid for golf putting, as shown and described.

## DESCRIPTION

**FIG. 1 is an isometric view of a visual aid for golf putting, the broken line showing of the golfer and golf club is for illustrative purposes only and forms no part of the claimed design;**

FIG. 2 is a top plan view of the aid shown in FIG. 1;

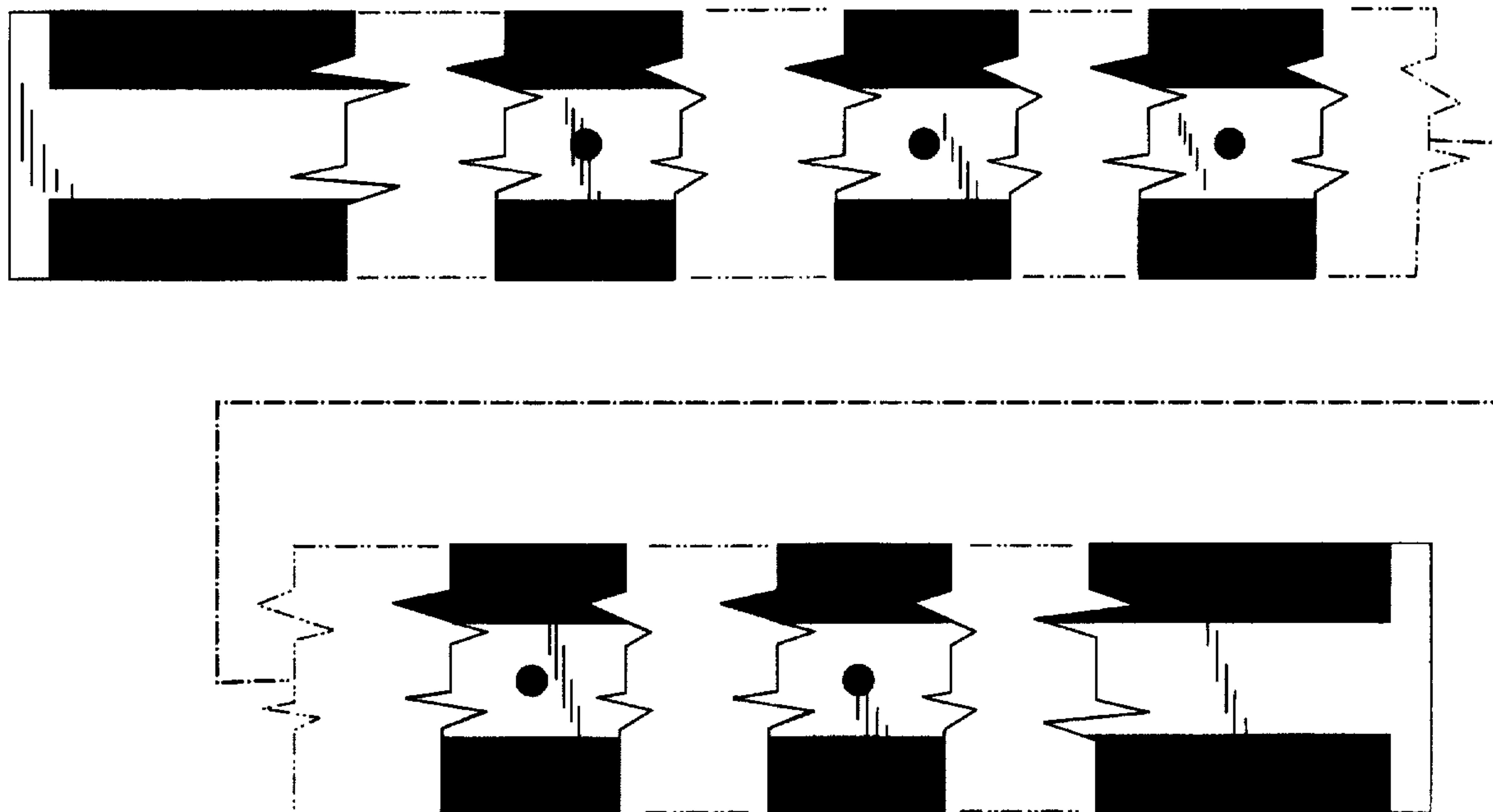
FIG. 3 is a right side elevation of the aid as shown in FIG. 2 with the left side elevation being identical;

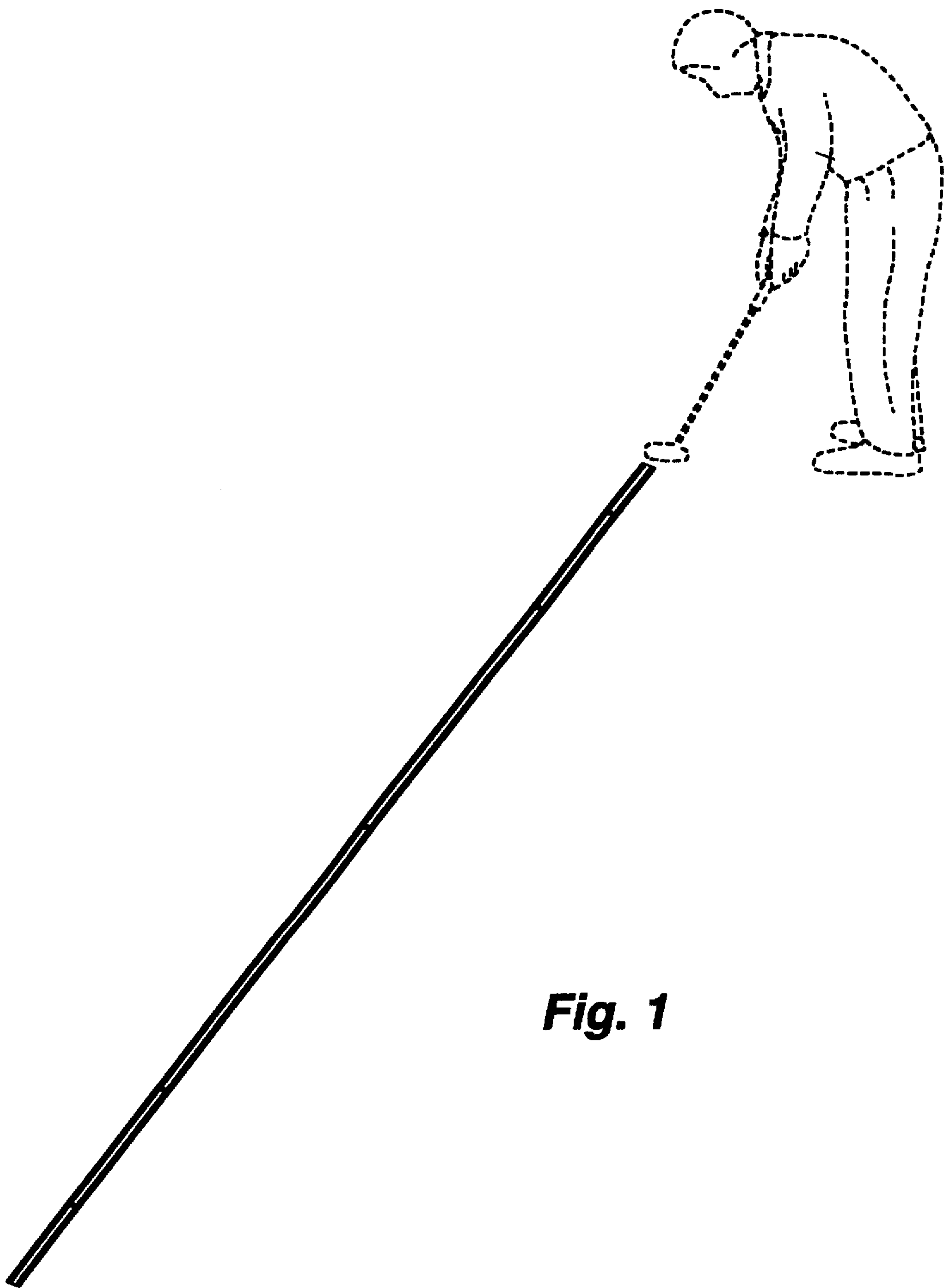
FIG. 4 is a bottom plan view of the aid;

FIG. 5 is an end elevation which would be identical for the front or rear end of the aid; and,

**FIG. 6** is an enlarged top plan view of the aid of FIG. 1 with parts having been broken away to permit the enlarged view.

**1 Claim, 3 Drawing Sheets**





**Fig. 1**



***Fig. 2***




***Fig. 3***



***Fig. 4***



***Fig. 5***



**Fig. 6**