



US00D387820S

United States Patent [19] Park

[11] Patent Number: **Des. 387,820**

[45] Date of Patent: ****Dec. 16, 1997**

[54] **TOY TRAIN ENGINE**

[75] Inventor: **Ken Park**, Northville, Mich.

[73] Assignee: **New Bright Industrial Co., Ltd.**,
Kowloon, Hong Kong

[**] Term: **14 Years**

[21] Appl. No.: **58,510**

[22] Filed: **Aug. 16, 1996**

[51] LOC (6) Cl. **21-01**

[52] U.S. Cl. **D21/129**

[58] Field of Search D21/76, 129, 166,
D21/174, 176, 179; 446/467, 410, 447;
105/1.5, 29.2; 104/DIG. 1

389,364 9/1888 Carpenter 446/410
 930,633 8/1909 Turner D21/129
 2,383,441 8/1945 Beile D21/129
 2,540,216 2/1951 Quinby 105/1.5

OTHER PUBLICATIONS

Sears Wish Book 1992 p. 525 top of page.
 Model Railway Constructor Nov. 1986, p. 610 on left,
 second from top.

Primary Examiner—Raphael Barkai
Attorney, Agent, or Firm—Nixon & Vanderhye P.C.

[57] CLAIM

The ornamental design for a “toy train engine”, as shown
 and described.

DESCRIPTION


FIG. 1 is a top, front and right side perspective view of a toy
 train engine according to my design;
 FIG. 2 is a front elevational view thereof;
 FIG. 3 is a rear elevational view thereof;
 FIG. 4 is a right side elevational view thereof;
 FIG. 5 is a left side elevational view thereof;
 FIG. 6 is a top plan view thereof; and,
 FIG. 7 is a bottom plan view thereof.

1 Claim, 4 Drawing Sheets

[56] **References Cited**

U.S. PATENT DOCUMENTS

D. 55,076	5/1920	Obrecht	D21/174
D. 144,468	4/1946	Reiff	D21/179
216,809	6/1879	Shepherd	446/467
D. 236,523	8/1975	Reiling	D21/129
245,702	8/1881	Carpenter	D21/129
D. 318,880	8/1991	Cheung et al.	D2/129
330,299	11/1885	Crosby	446/467






FIG. 1

FIG. 2





FIG. 3




FIG. 4




FIG. 5




FIG. 6




FIG. 7