



US00D387816S

# United States Patent [19]

Krull

[11] Patent Number: **Des. 387,816**

[45] Date of Patent: **\*\*Dec. 16, 1997**

[54] **RATTLE**

[76] Inventor: **Mark A. Krull**, 1705 E. Ridge Ct., Northfield, Minn. 55057

[\*\*] Term: **14 Years**

[21] Appl. No.: **62,386**

[22] Filed: **Nov. 4, 1996**

[51] LOC (6) CL ..... **21-01**

[52] U.S. Cl. .... **D21/65; D21/205**

[58] Field of Search ..... **D21/59, 64, 65, D21/205; 446/397, 418, 419**

[56] **References Cited**

**U.S. PATENT DOCUMENTS**

- D. 47,126 3/1915 Whitehouse ..... D21/65
- D. 139,512 11/1944 Allen ..... D21/65
- D. 151,600 11/1948 Colm ..... D21/65

- D. 366,288 1/1996 Kino ..... D21/65
- 2,644,890 7/1953 Hollihan ..... D21/65 X

*Primary Examiner*—Dominic Simone

[57] **CLAIM**

The ornamental design for a rattle, as shown and described.

**DESCRIPTION**


FIG. 1 is a front view of a first embodiment of my new design, the rear view, the right side view, and the left side view being identical thereto;

FIG. 2 is a top view of the first embodiment, the bottom view being identical thereto;

FIG. 3 is a front view of a second embodiment of my new design, the rear view, the right side view, and the left side view being identical thereof; and,

FIG. 4 is a top view of the second embodiment, the bottom view being identical thereto.

**1 Claim, 2 Drawing Sheets**



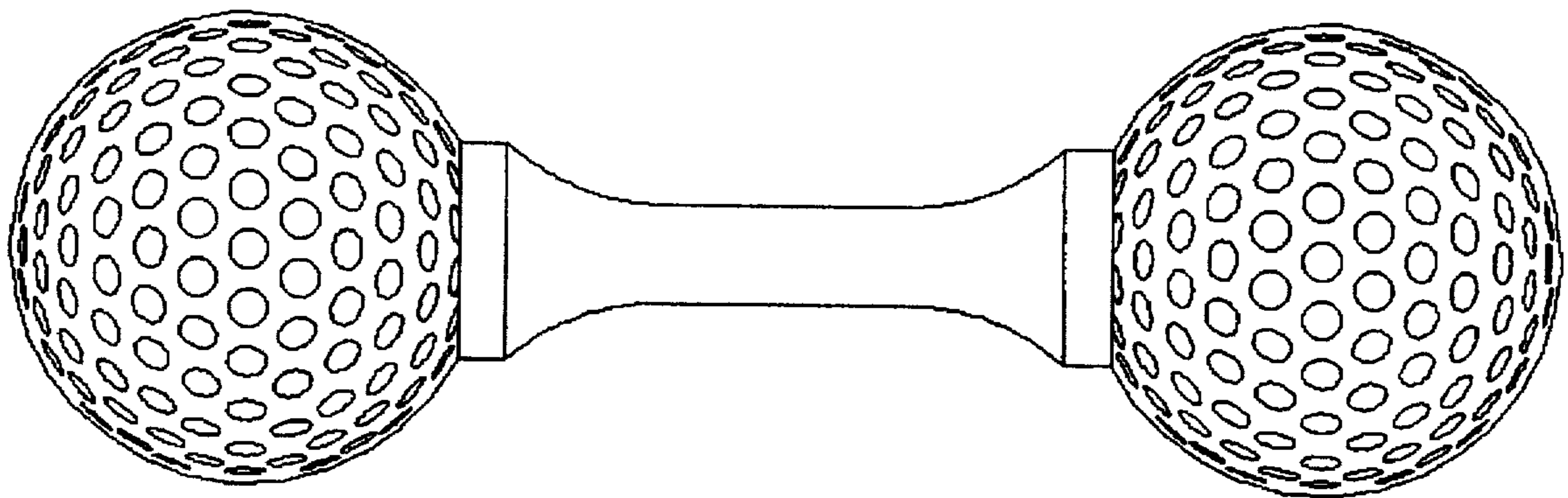


Fig. 1

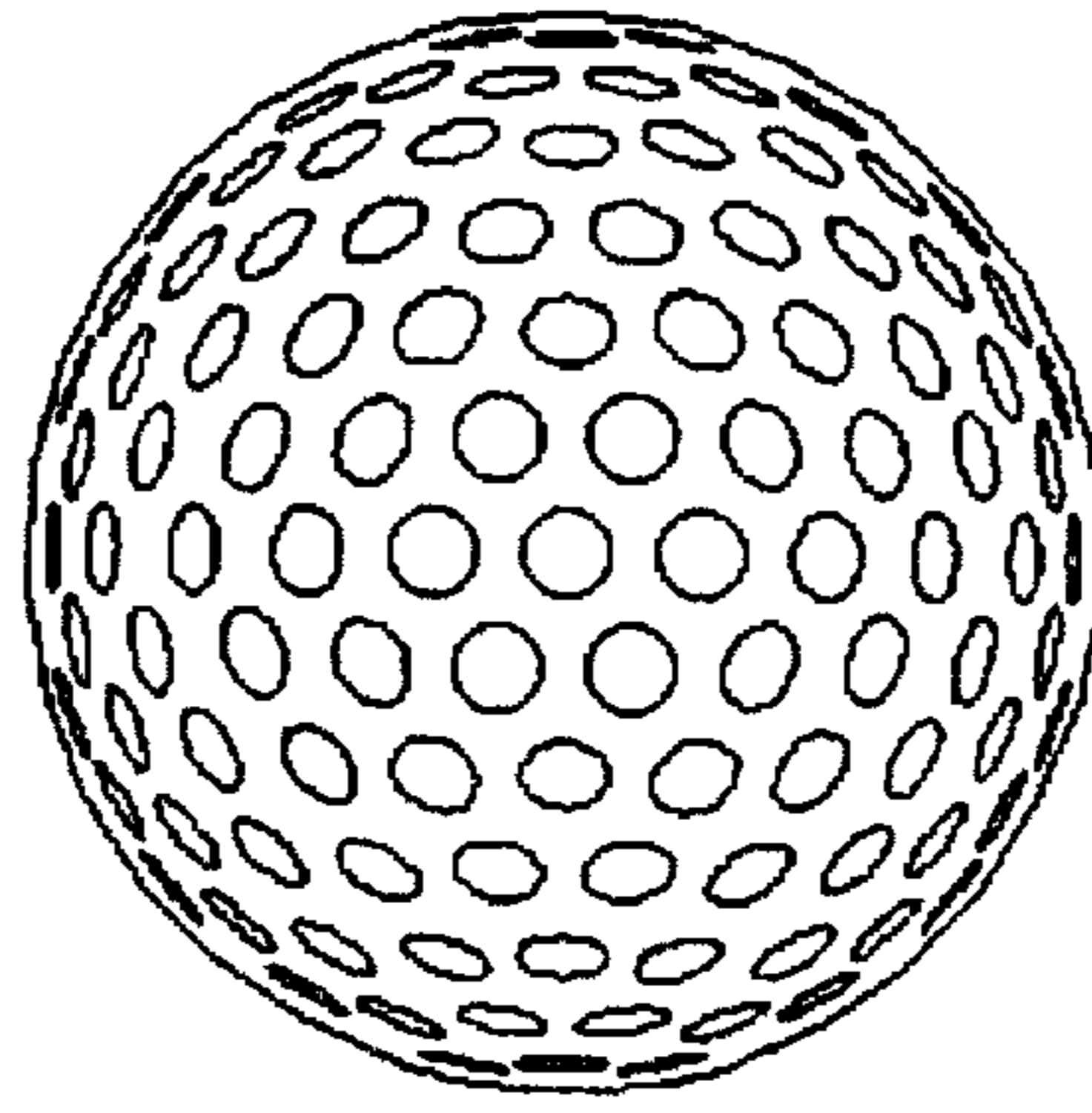


Fig. 2

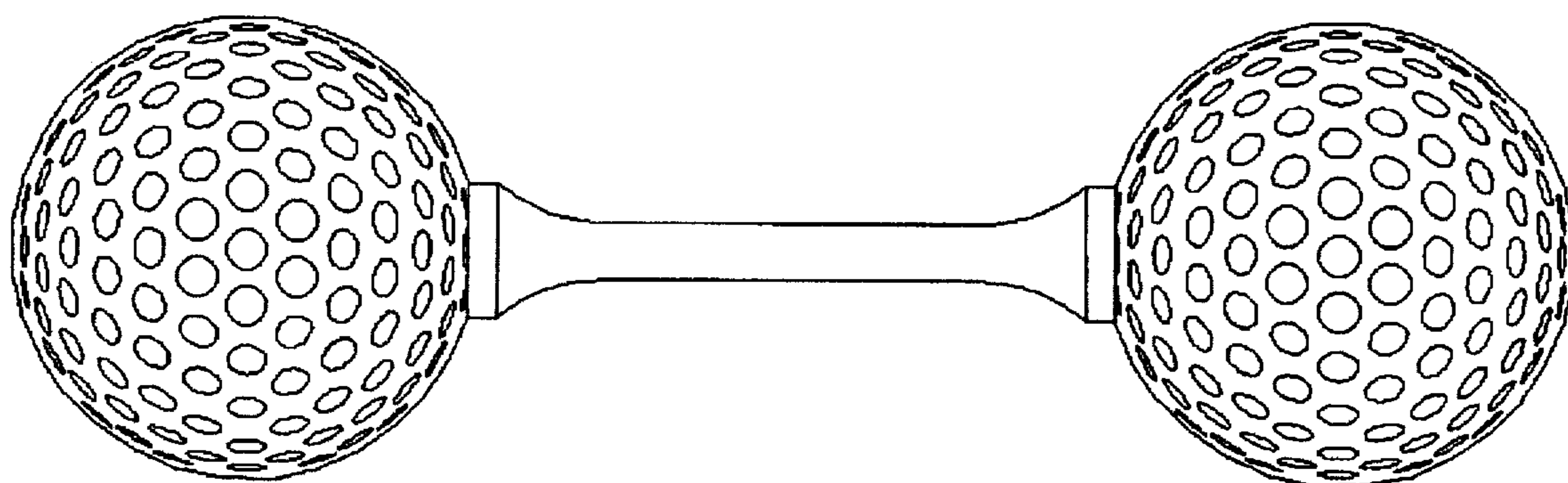


Fig. 3

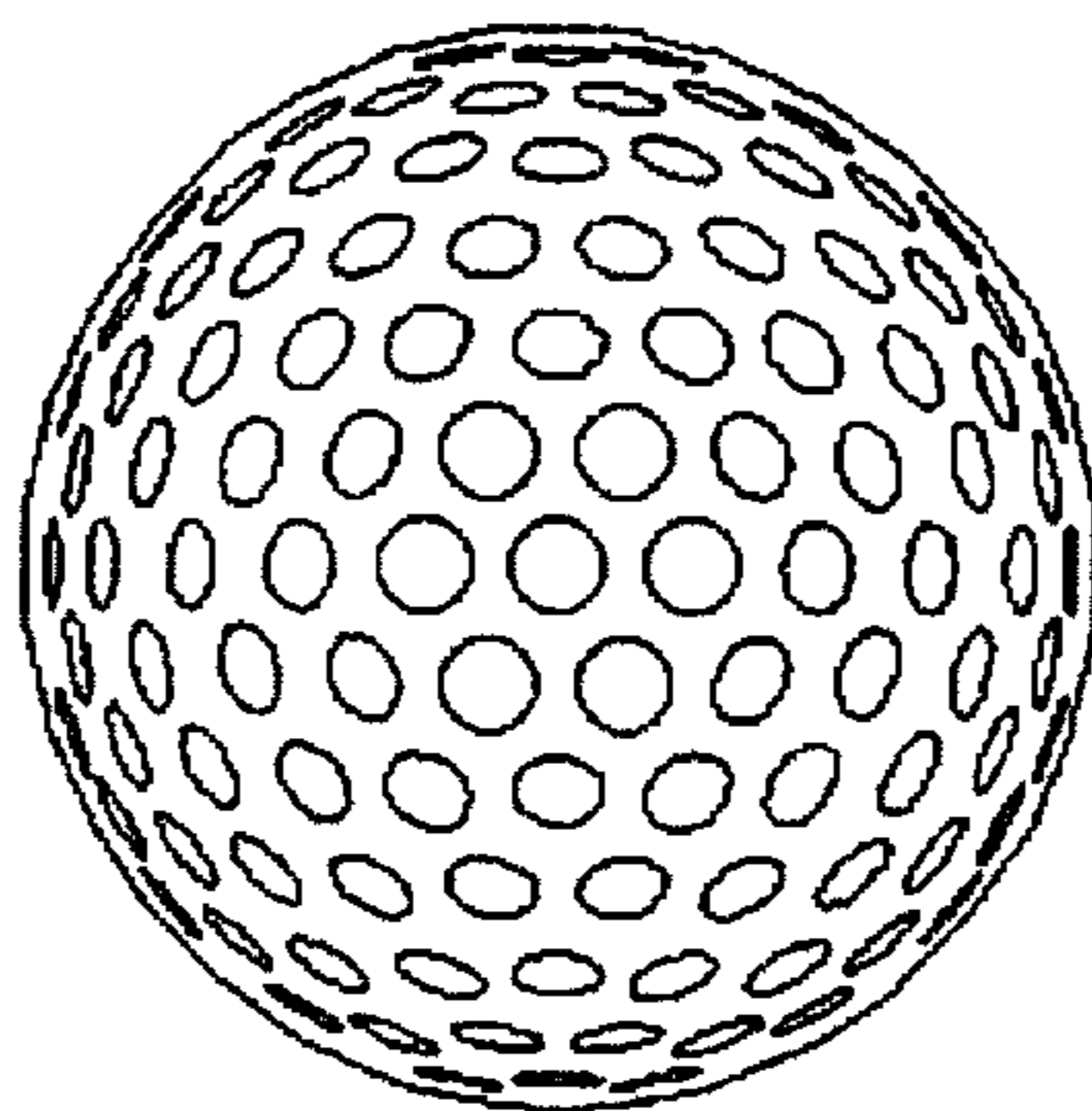


Fig. 4