



US00D387806S

United States Patent [19]

Carlson et al.

[11] Patent Number: Des. 387,806

[45] Date of Patent: **Dec. 16, 1997

[54] SHEET DISPENSER

[75] Inventors: Casey L. Carlson, Edina; Daniel E. Siltberg, White Bear Township, both of Minn.

[73] Assignee: Minnesota Mining and Manufacturing Company, St. Paul, Minn.

[**] Term: 14 Years

[21] Appl. No.: 55,990

[22] Filed: Jun. 19, 1996

[51] LOC (6) Cl. 19-02

[52] U.S. Cl. D19/86; D6/518; D19/95; D19/100; D19/92

[58] Field of Search D6/515, 518; D19/65, D19/67-69, 75, 76, 78, 86, 91, 92, 95, 99, 100; D28/91; 206/215, 255; 211/13, 126; 221/35, 36, 45, 46, 33, 47-49, 51, 52, 56-61, 63, 197, 281, 282

[56] References Cited

U.S. PATENT DOCUMENTS

- D. 120,743 5/1940 Petzold D19/86 X
- D. 306,462 3/1990 Miles et al. D6/515
- D. 332,968 2/1993 Peersmann D19/75 X
- D. 334,028 3/1993 Tam D19/86
- D. 342,095 12/1993 Peersmann D19/78

- D. 342,096 12/1993 Correll D19/86
- D. 357,941 5/1995 Davis D19/92
- D. 359,513 6/1995 Carlson D19/86
- 2,371,448 3/1945 Kendig D28/91 X
- 4,586,631 5/1986 Loder 221/58
- 5,086,946 2/1992 Blackwell et al. 221/45
- 5,167,346 12/1992 Bodziak 221/63
- 5,358,141 10/1994 Carlson et al. 221/185
- 5,518,144 5/1996 Samuelson et al. 221/33
- 5,526,955 6/1996 Windorski et al. 221/34

Primary Examiner—Martie Thompson
Attorney, Agent, or Firm—Gary L. Griswold; Walter N. Kirn; William L. Huebsch

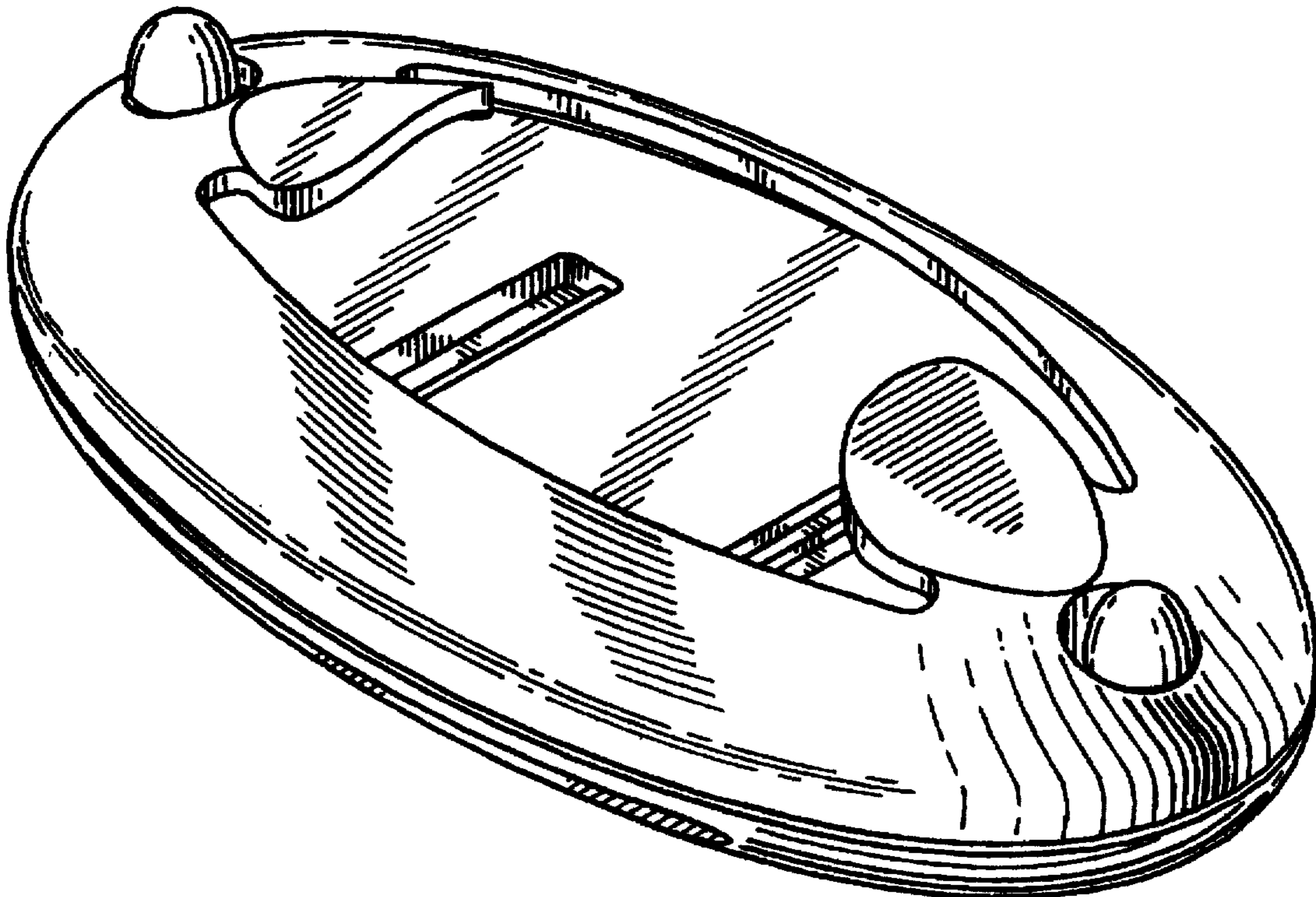
[57] CLAIM

The ornamental design for a sheet dispenser, as shown and described.

DESCRIPTION

FIG. 1 is an isometric view of a sheet dispenser showing our new design;
 FIG. 2 is a top plan view of the sheet dispenser of FIG. 1;
 FIG. 3 is a bottom plan view of the sheet dispenser of FIG. 1;
 FIG. 4 is a side elevational view of the sheet dispenser of FIG. 1, the opposite side elevational view thereof being the same; and,
 FIG. 5 is an end elevational view of the sheet dispenser of FIG. 1, the opposite end elevational view thereof being the same.

1 Claim, 2 Drawing Sheets



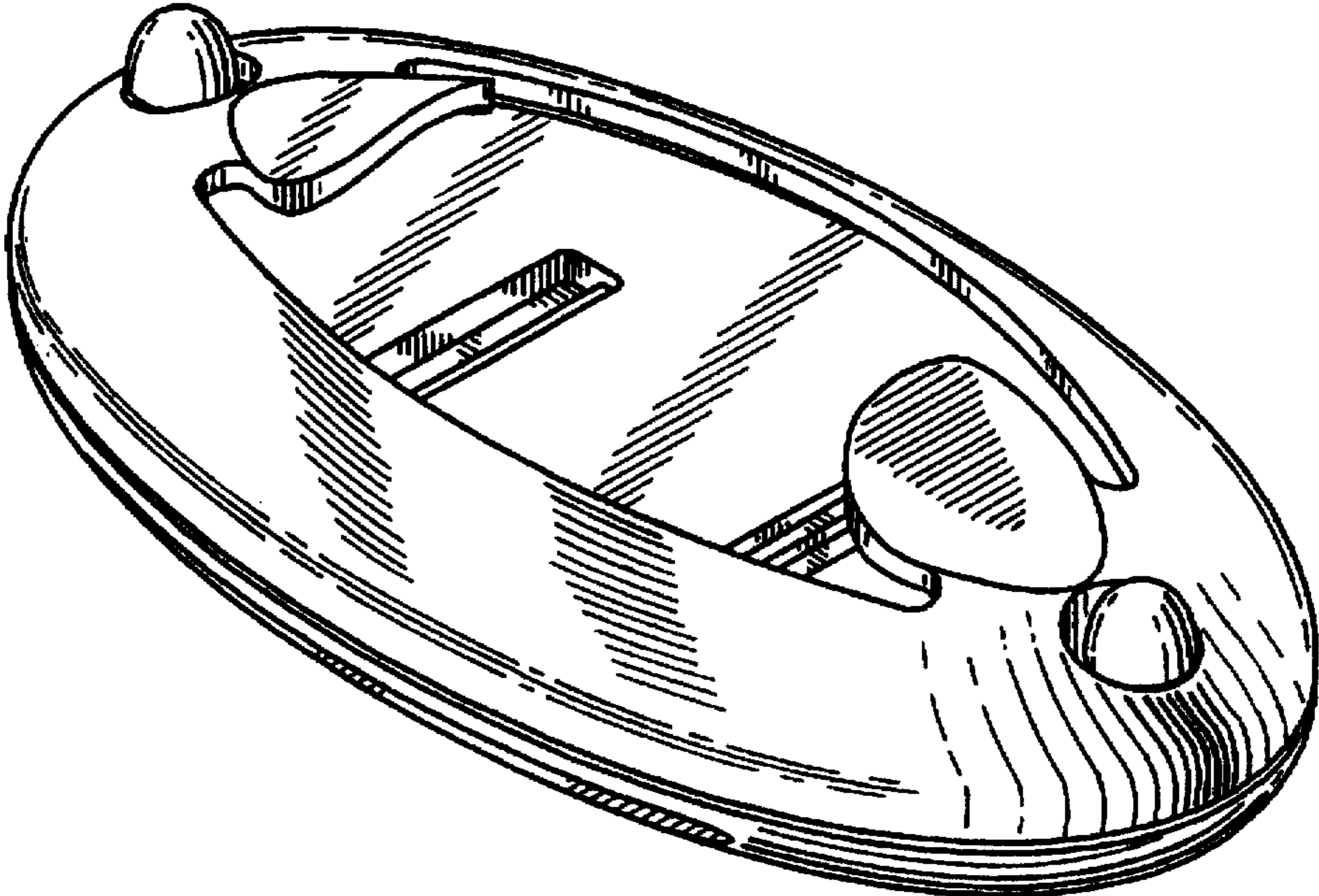


Fig. 1

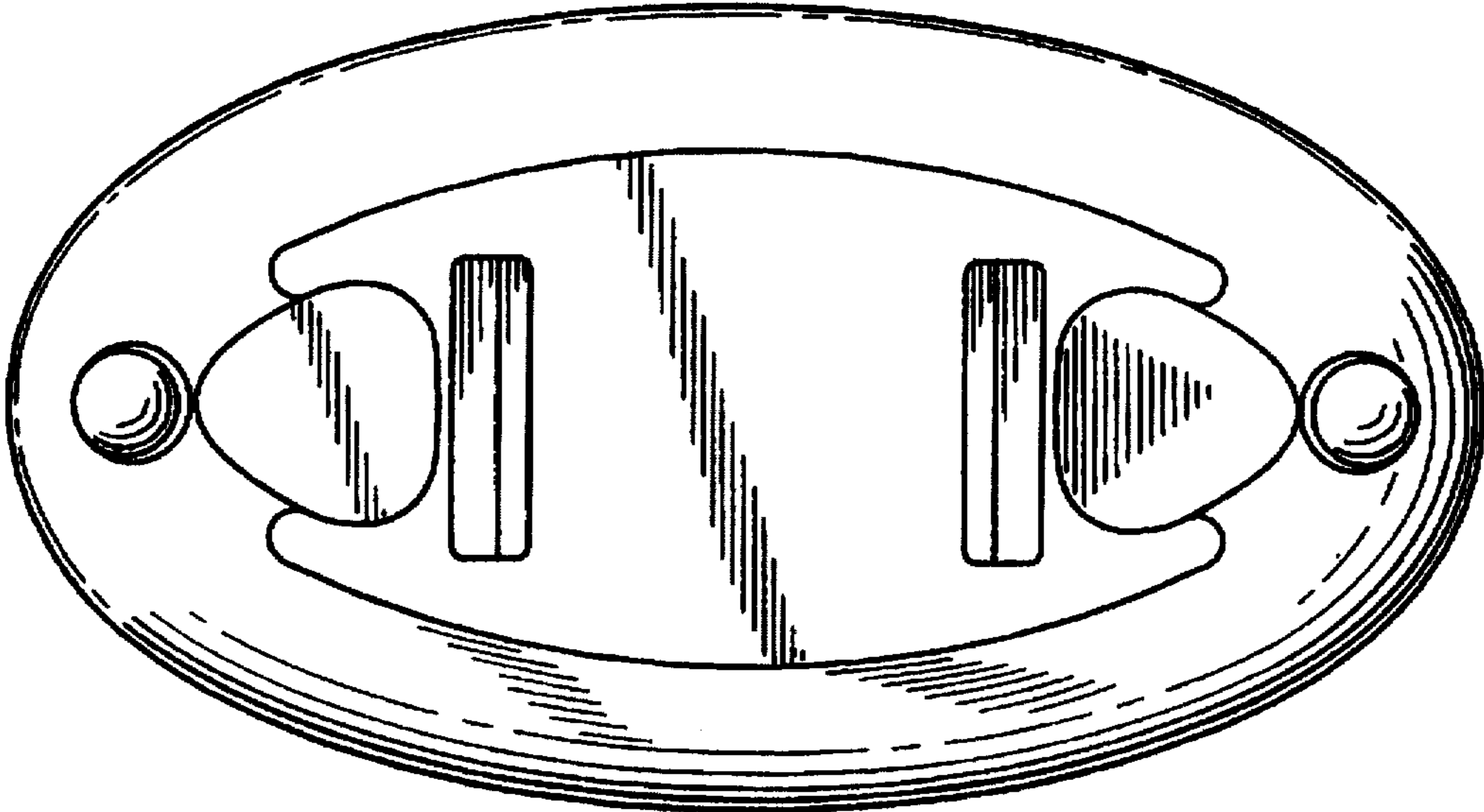


Fig. 2

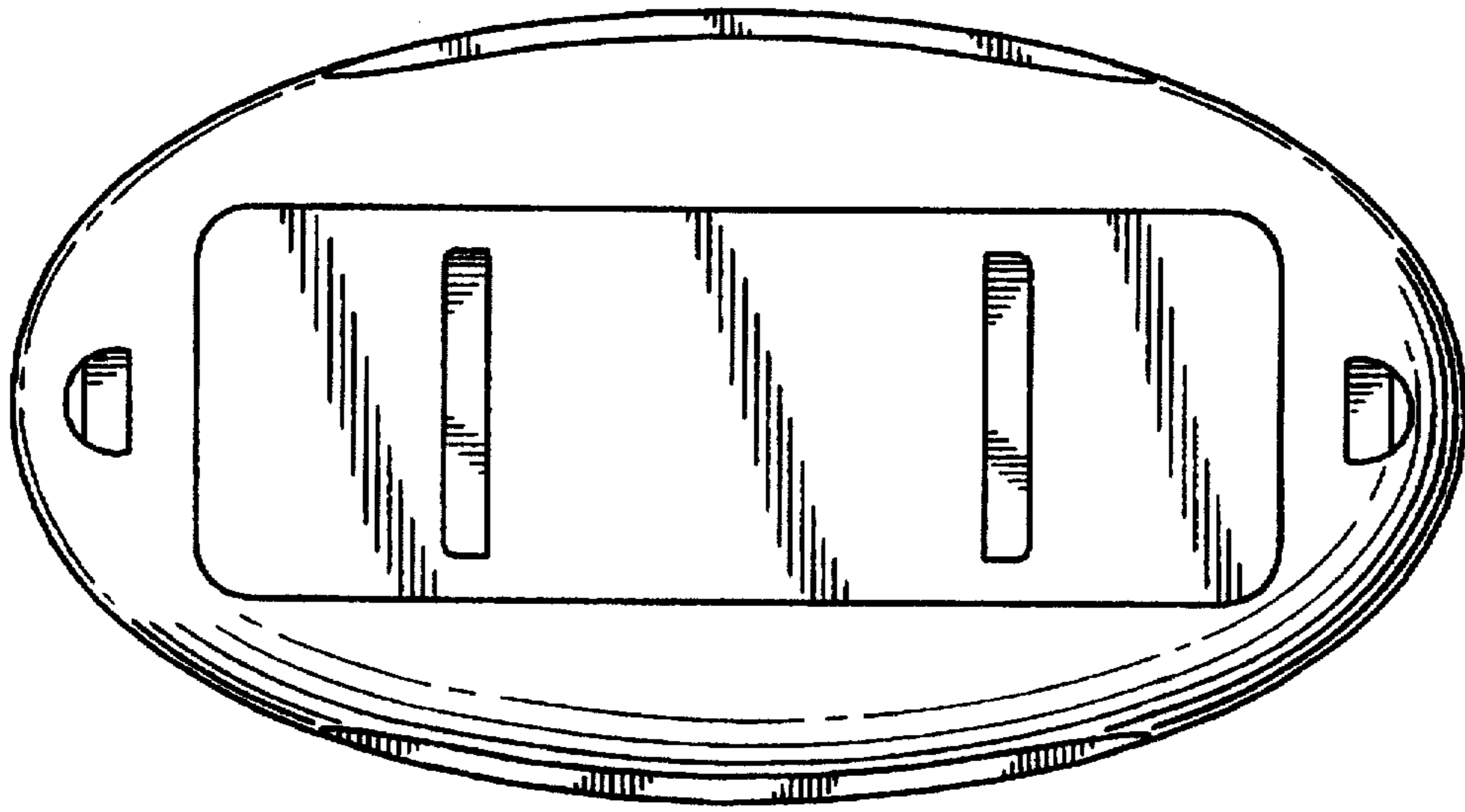


Fig. 3




Fig. 4




Fig. 5