



US00D387804S

# United States Patent [19] Izushima

[11] Patent Number: **Des. 387,804**

[45] Date of Patent: **\*\*Dec. 16, 1997**

[54] **COMPOSITE WRITING INSTRUMENT**

[75] Inventor: **Hikomichi Izushima, Kawagoe, Japan**

[73] Assignee: **Kotobuki & Co., Ltd., Kyoto-hu, Japan**

[\*\*] Term: **14 Years**

[21] Appl. No.: **65,284**

[22] Filed: **Jan. 31, 1997**

[51] LOC (6) Cl. .... **19-06**

[52] U.S. Cl. .... **D19/51; D19/56; D19/57; D19/36**

[58] Field of Search ..... **D19/35, 36, 41-51, D19/53-58, 81-85; 401/29, 30, 32, 33, 34, 35, 99, 103, 104, 100, 115, 116, 209**

[56] **References Cited**

**U.S. PATENT DOCUMENTS**

- D. 312,837 12/1990 Oka ..... D19/51
- D. 352,311 11/1994 Waldinger ..... D19/48 X
- D. 355,673 2/1995 Takahashi ..... D19/56 X
- D. 362,019 9/1995 Linderson ..... D19/51 X
- D. 362,020 9/1995 Waldinger ..... D19/57 X
- D. 373,383 9/1996 Izushima ..... D19/57
- D. 374,893 10/1996 Yazawa ..... D19/51

*Primary Examiner*—Martie Thompson  
*Attorney, Agent, or Firm*—Whitham, Curtis, Whitham & McGinn

[57] **CLAIM**

The ornamental design for a composite writing instrument, as shown and described.

**DESCRIPTION**

FIG. 1 is a front elevational view of the composite writing instrument according to the present invention;  
 FIG. 2 is a right side elevational view of the composite writing instrument of FIG. 1, the left side being a mirror image of the right side;  
 FIG. 3 is a rear elevational view of the composite writing instrument of FIG. 1;  
 FIG. 4 is a top plan view of the composite writing instrument of FIG. 1;  
 FIG. 5 is a bottom plan view of the composite writing instrument of FIG. 1;  
 FIG. 6 is a front perspective view of the composite writing instrument of FIG. 1;  
 FIG. 7 is a front elevational view of the composite writing instrument of FIG. 1 with one of two writing mediums thereof projecting outward; and,  
 FIG. 8 is a front elevational view of the composite writing instrument of FIG. 1 with the other of the two writing mediums thereof projecting outward.

**1 Claim, 3 Drawing Sheets**



FIG. 1




FIG. 2




FIG. 3




FIG. 7




FIG. 8




FIG. 4



FIG. 5




FIG. 6

