



US00D387801S

# United States Patent [19]

Miyazawa et al.

[11] Patent Number: **Des. 387,801**

[45] Date of Patent: **\*\*Dec. 16, 1997**

[54] **INK CARTRIDGE FOR PRINTER**

[75] Inventors: **Hisashi Miyazawa; Takao Kobayashi; Seiji Mochizuki**, all of Suwa, Japan

[73] Assignee: **Seiko Epson Corporation**, Tokyo, Japan

[\*\*] Term: **14 Years**

4,631,558	12/1986	Hara	347/86
5,422,667	6/1995	Daggs et al.	D18/56
5,477,255	12/1995	Huth	347/87
5,488,401	1/1996	Mochizuki et al.	347/87
5,567,373	10/1996	Sato et al.	347/87
5,572,245	11/1996	Cowger	347/87
5,595,223	1/1997	Hayao	347/87
5,600,358	2/1997	Baldwin et al.	347/87

### FOREIGN PATENT DOCUMENTS

[21] Appl. No.: **60,174**

[22] Filed: **Sep. 24, 1996**

[30] **Foreign Application Priority Data**

Mar. 26, 1996 [JP] Japan ..... 8-8258

[51] LOC (6) Cl. .... **18-02**

[52] U.S. Cl. .... **D18/56; 347/87**

[58] Field of Search ..... **D18/43, 56; 347/86-87**

003527285	2/1986	Germany	347/86
360192639	10/1985	Japan	347/87

*Primary Examiner*—Cathy Anne MacCormac  
*Attorney, Agent, or Firm*—Strook & Strook & Lavan LLP

### [57] CLAIM

The ornamental design for an ink cartridge for printer, as shown and described.

### DESCRIPTION

FIG. 1 is a front perspective view of an ink cartridge for printer showing our new design;  
 FIG. 2 is a front view thereof;  
 FIG. 3 is a rear view thereof;  
 FIG. 4 is a top plan view thereof;  
 FIG. 5 is a right side view thereof;  
 FIG. 6 is a left side view thereof; and,  
 FIG. 7 is a bottom view thereof.

**1 Claim, 4 Drawing Sheets**



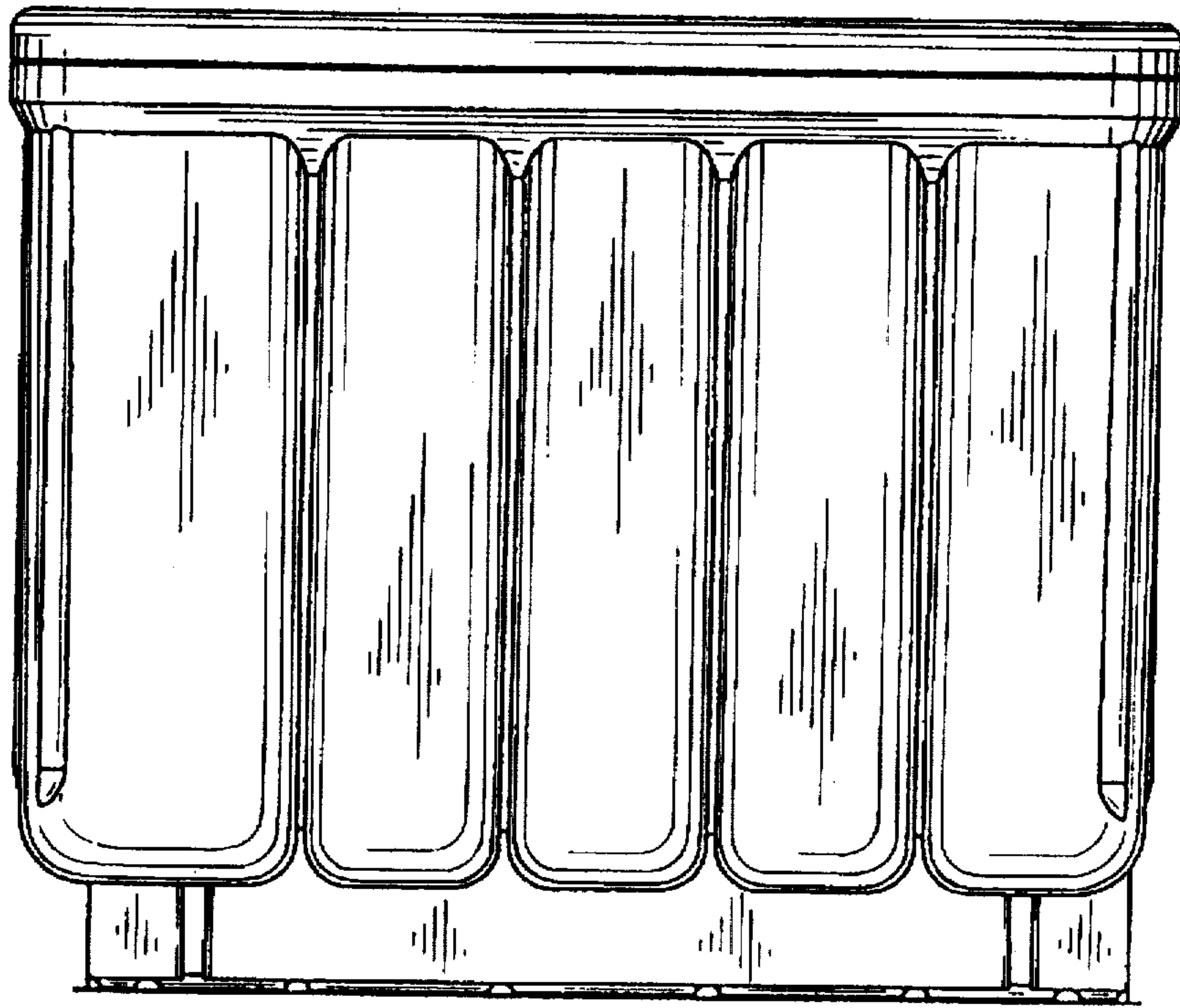


FIG. 1



*FIG. 2*



*FIG. 3*






FIG. 4

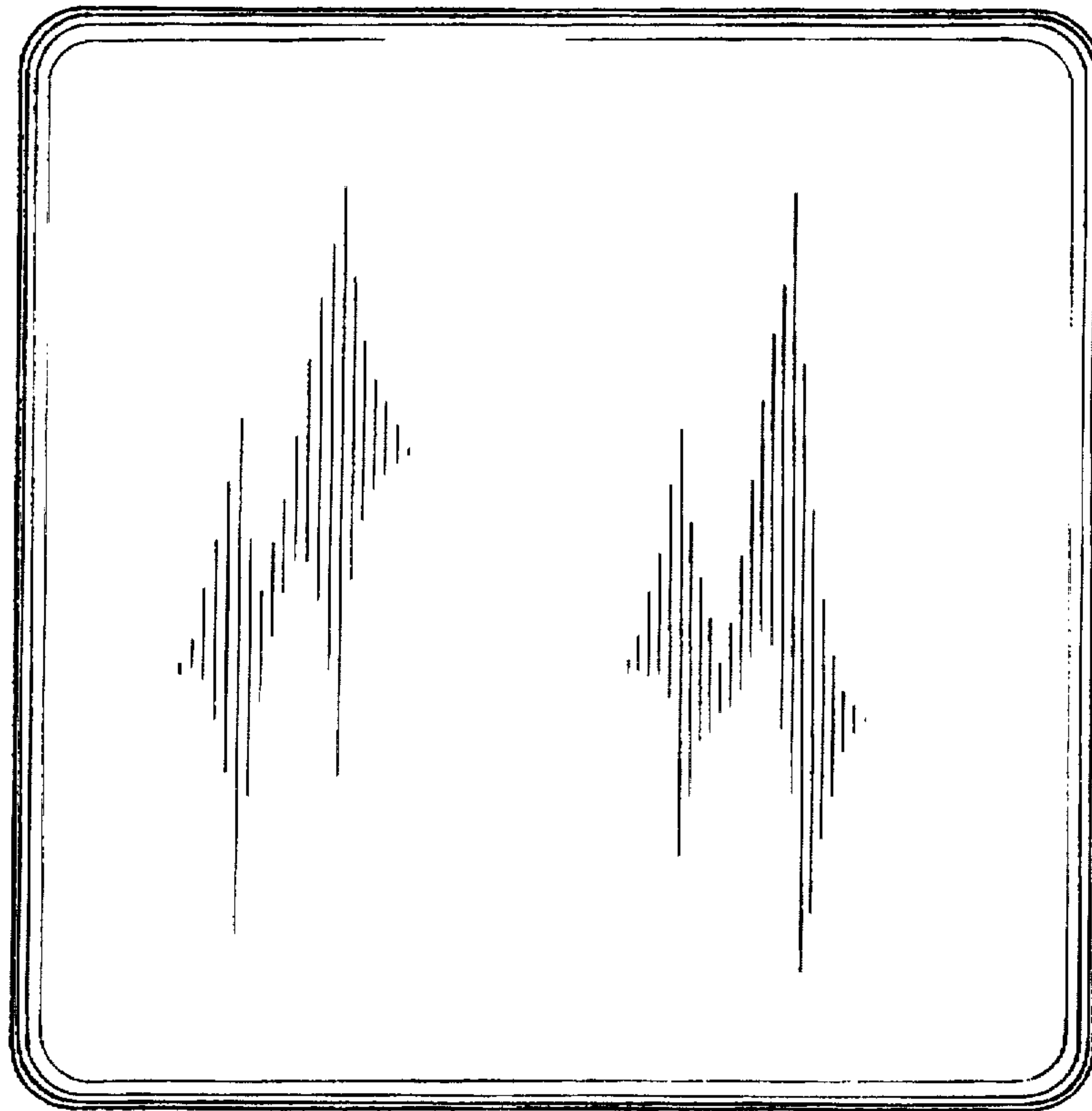


FIG. 5

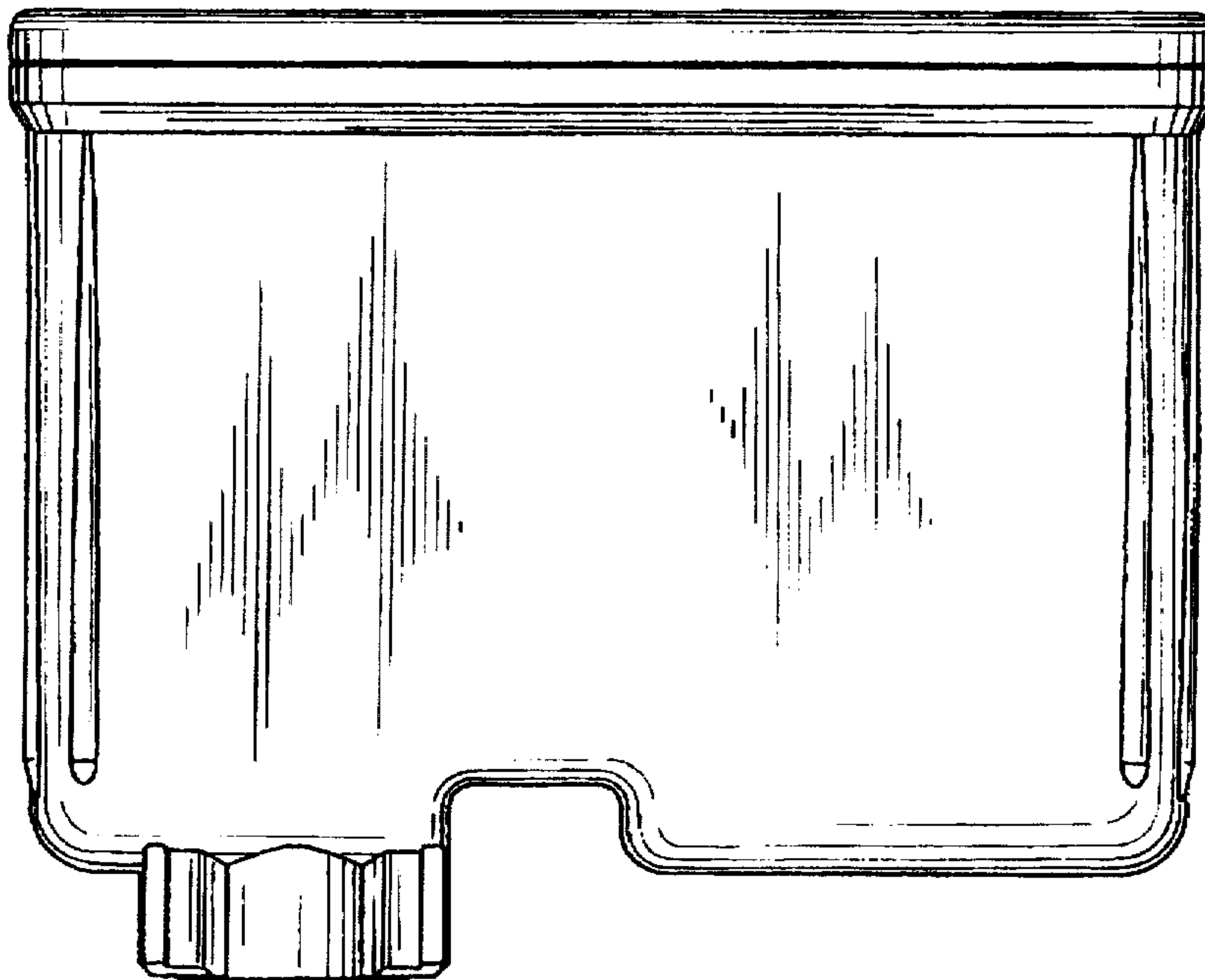


FIG. 6

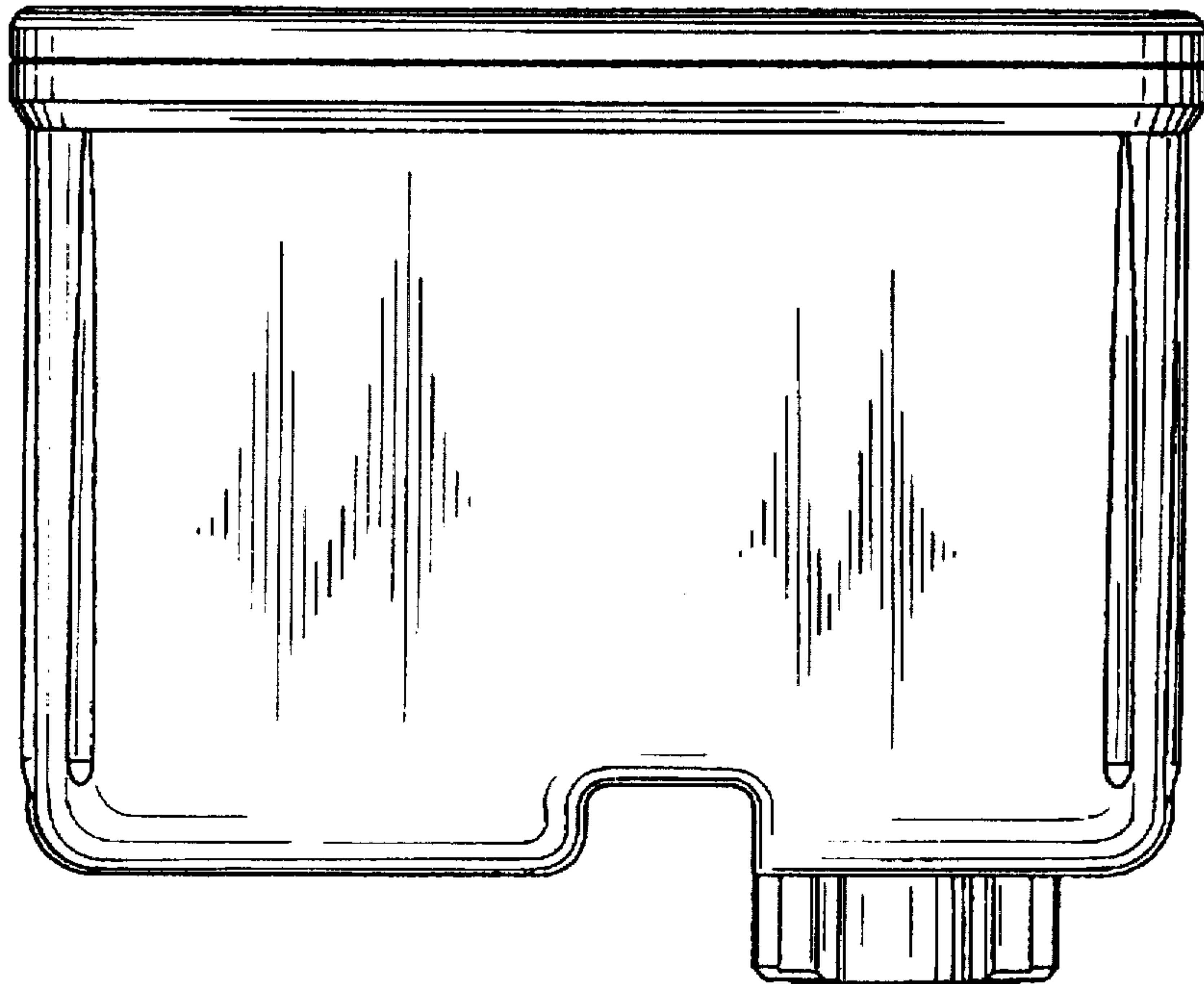


FIG. 7

