

US00D387793S

United States Patent [19]
Flanagan

[11] **Patent Number: Des. 387,793**

[45] **Date of Patent: **Dec. 16, 1997**

[54] **EYEWEAR FRONT**

[75] **Inventor: Mark J. Flanagan, Rochester, N.Y.**

[73] **Assignee: Bausch & Lomb Incorporated,
Rochester, N.Y.**

[**] **Term: 14 Years**

[21] **Appl. No.: 57,494**

[22] **Filed: Jul. 26, 1996**

Related U.S. Application Data

[62] **Division of Ser. No. 46,679, Oct. 20, 1995.**

[51] **LOC (6) Cl. 16-06**

[52] **U.S. Cl. D16/326**

[58] **Field of Search D16/100, 101,
D16/300, 304, 306, 309-318, 323-330;
351/41, 44, 51-52, 47-48, 57-58, 90; 2/428,
430, 432, 436, 444, 448, 449**

[56] **References Cited**

U.S. PATENT DOCUMENTS

D. 130,116	10/1941	Carlson	D16/316
D. 168,903	2/1953	Neary	D16/316
D. 204,102	3/1966	McCulloch	D16/326
D. 350,957	9/1994	Cereda	D16/315
D. 350,967	9/1994	Cereda	D16/315
D. 362,260	9/1995	Lin	D16/329
D. 365,591	12/1995	Jannard	D16/326
D. 366,890	2/1996	Arnette	D16/326

D. 366,891	2/1996	Arnette	D16/326
4,360,252	11/1982	Solomon	351/95
5,270,743	12/1993	Hofmair	351/86

OTHER PUBLICATIONS

Optometric Weekly, Jun. 13, 1974, p. 23.
The Optician, Cover 2, Eyeglasses No 815.
Optician, Nov. 15, 1974, Glasses, p. 2.
Optician, Mar. 21, 1975, Glasses "Starset 85" p. 15.
Clinton Optical Co. Catalog, Jan. 1947, p. 28, Lens "Weymouth".

Primary Examiner—Raphael Barkai
Attorney, Agent, or Firm—Katherine McGuire

[57] **CLAIM**

The ornamental design for an eyewear front, as shown and described.

DESCRIPTION

FIG. 1 is a front, perspective view of an eyewear front showing my new design;
FIG. 2 is a front, elevational view thereof;
FIG. 3 is a rear, elevational view thereof;
FIG. 4 is a side, elevational view thereof, the opposite side being a mirror image;
FIG. 5 is a top, plan view thereof; and,
FIG. 6 is a bottom, plan view thereof.
The broken lines appearing in the FIGS. are for environmental purposes only and form no part of the claimed design.

1 Claim, 5 Drawing Sheets

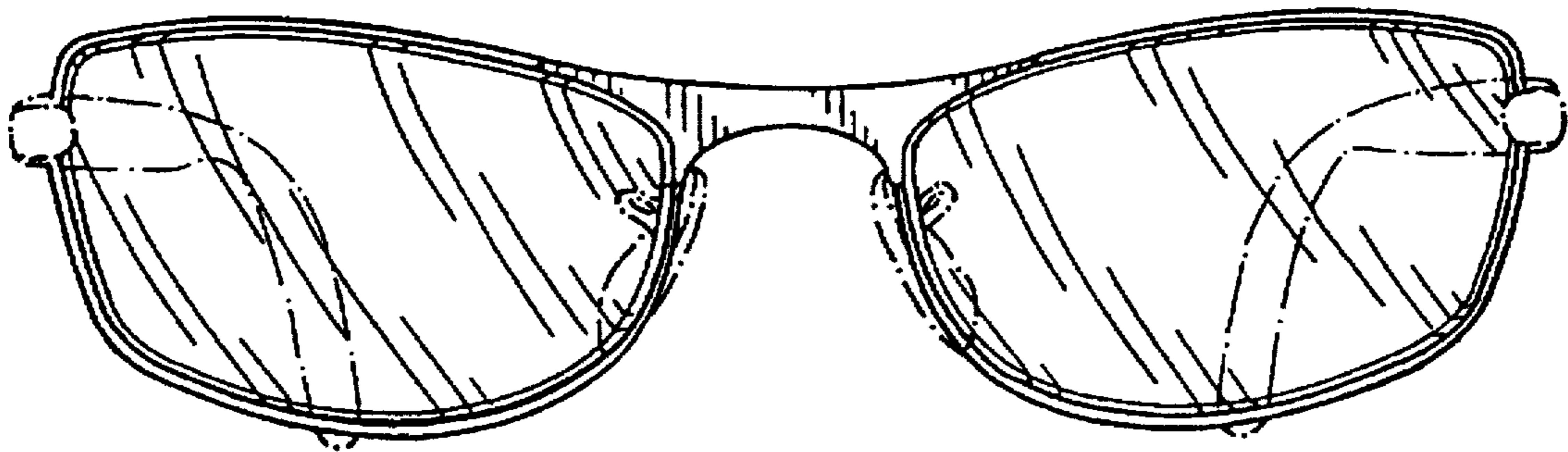


FIG. 1

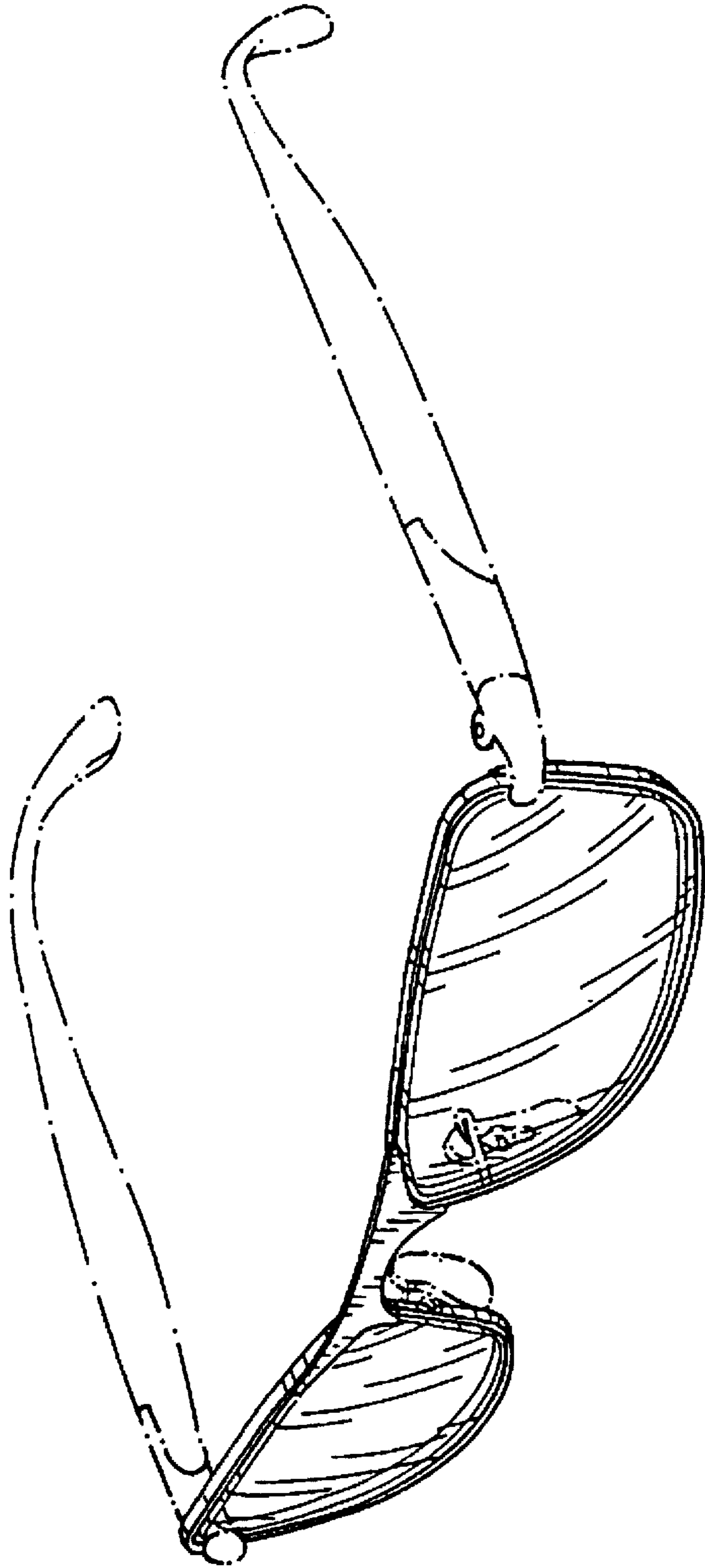


FIG. 2

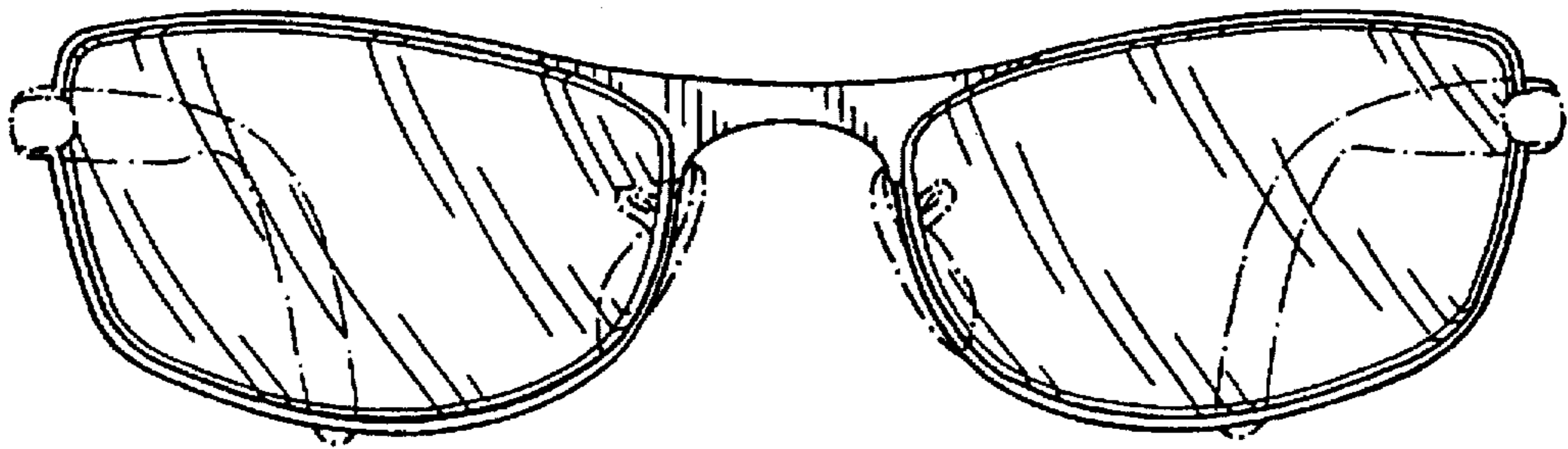
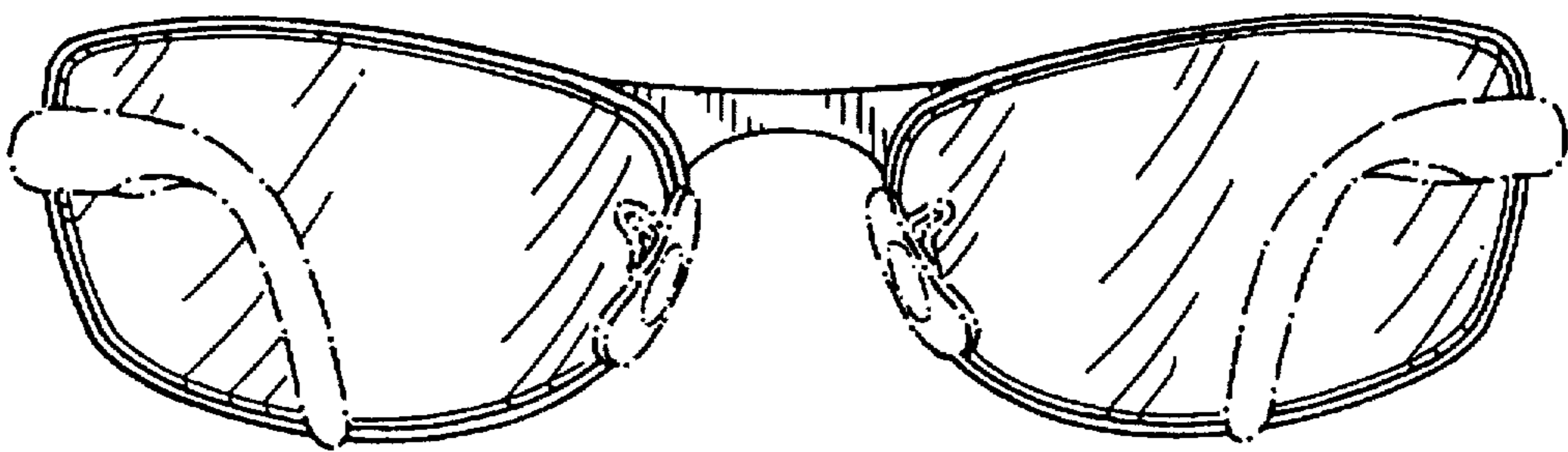


FIG. 3



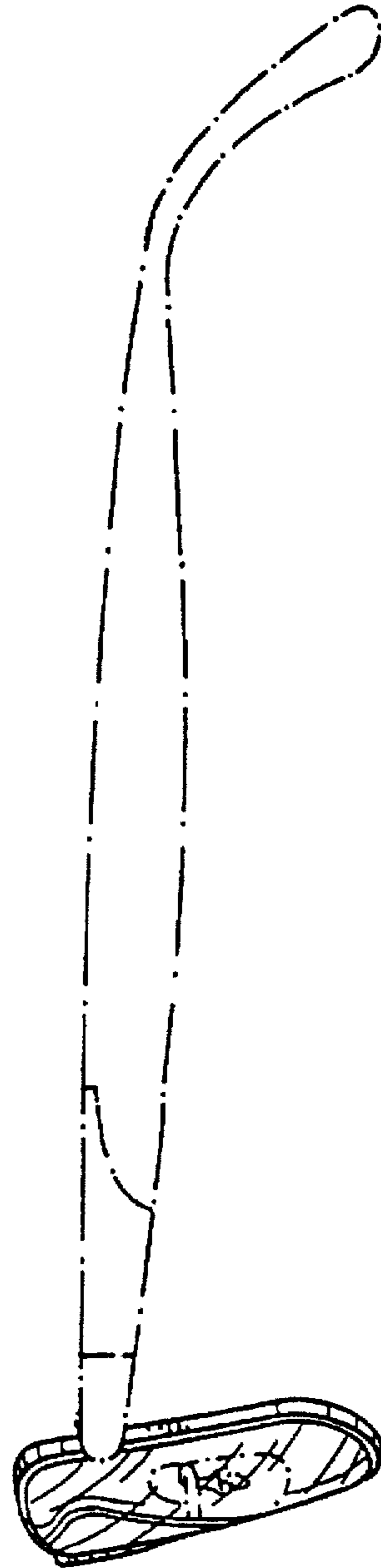


FIG. 4

FIG. 5

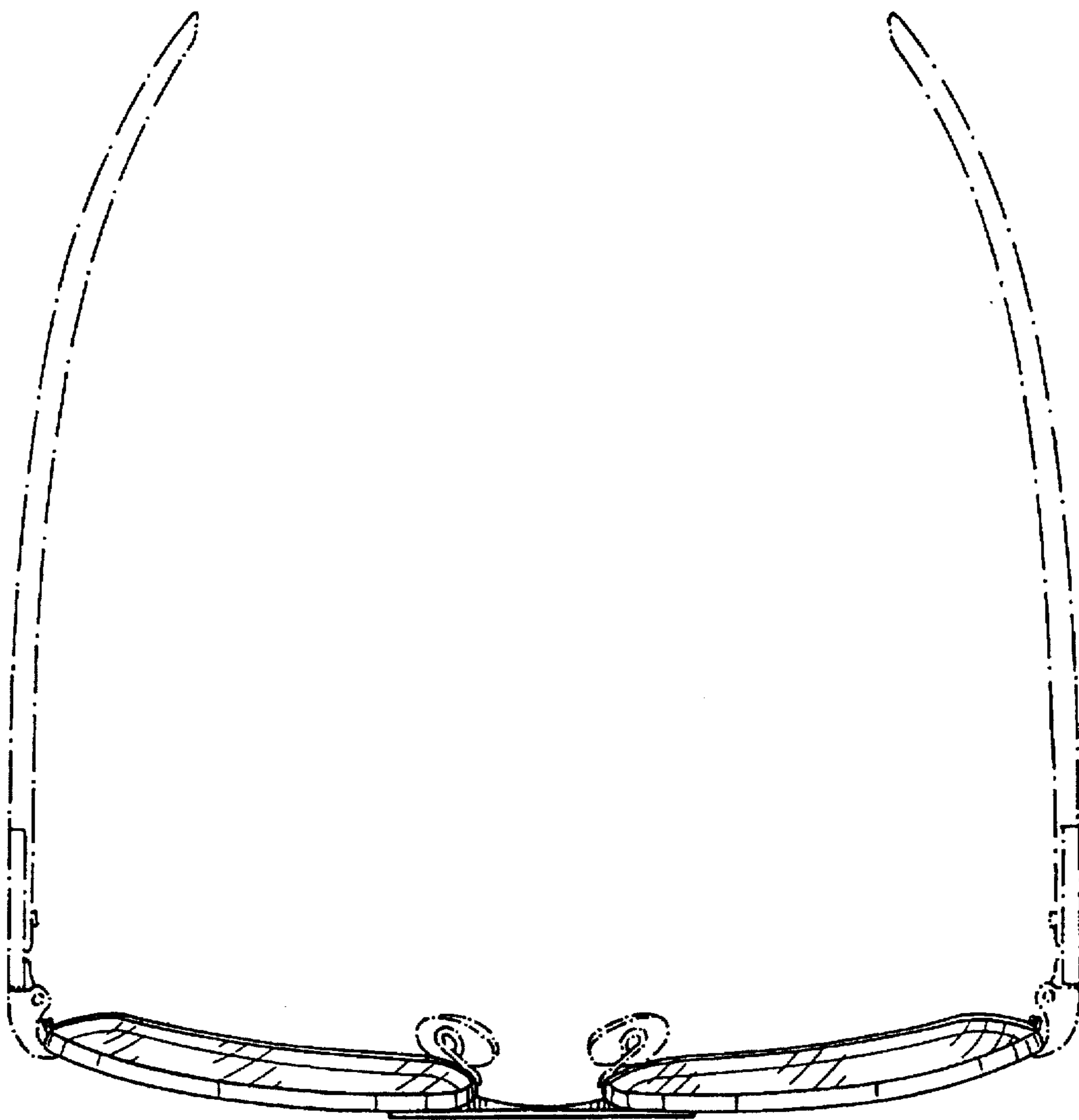


FIG. 6

