

US00D387756S

United States Patent [19]
Goshima

[11] **Patent Number: Des. 387,756**

[45] **Date of Patent: **Dec. 16, 1997**

[54] **DIGITAL VIDEO DISK PLAYER**

[75] **Inventor: Hiroshi Goshima, Kawasaki, Japan**

[73] **Assignee: Kabushiki Kaisha Toshiba, Kawasaki, Japan**

[**] **Term: 14 Years**

[21] **Appl. No.: 50,779**

[22] **Filed: Feb. 13, 1996**

[30] **Foreign Application Priority Data**

Nov. 13, 1995 [JP] Japan 7-34196

[51] **LOC (6) Cl. 14-01**

[52] **U.S. Cl. D14/136**

[58] **Field of Search D14/107, 109, D14/124, 135, 136, 156, 239, 299; 369/77.1, 77.2, 270**

[56] **References Cited**

U.S. PATENT DOCUMENTS

- D. 329,050 9/1992 Ito et al. D14/156
- D. 355,195 2/1995 Burke D14/124 X
- D. 356,082 3/1995 Ogawa et al. D14/135

FOREIGN PATENT DOCUMENTS

893983 3/1994 Japan .

- 894040 3/1994 Japan .
- 897559 4/1994 Japan .
- 935450 9/1995 Japan .
- 935451 9/1995 Japan .
- 935451-1 10/1995 Japan .

Primary Examiner—Prabhakar G. Deshmukh
Assistant Examiner—Richelle Shelton
Attorney, Agent, or Firm—Oblon, Spivak, McClelland, Maier & Neustadt, P.C.

[57] **CLAIM**

The ornamental design for a digital video disk player, as shown.

DESCRIPTION

FIG. 1 is a front, top and right side perspective view of a digital video disk player, showing my new design;
FIG. 2 is a front, top and right side perspective view thereof with a disk tray drawn away;
FIG. 3 is a front elevational view thereof;
FIG. 4 is a top plan view thereof;
FIG. 5 is a left side elevational view thereof;
FIG. 6 is a right side elevational view thereof;
FIG. 7 is a rear elevational view thereof; and,
FIG. 8 is a bottom plan view thereof.

1 Claim, 2 Drawing Sheets




FIG. 1




FIG. 2




FIG. 3

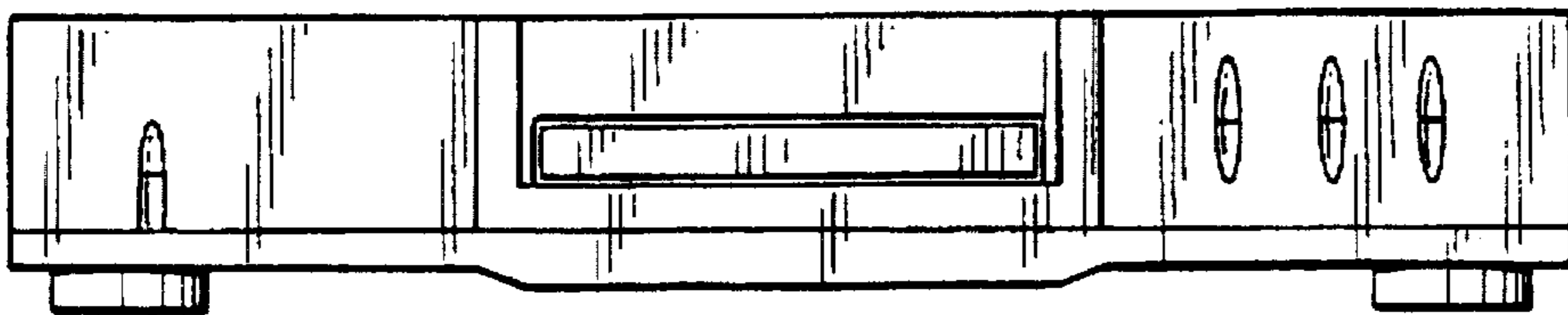


FIG. 4

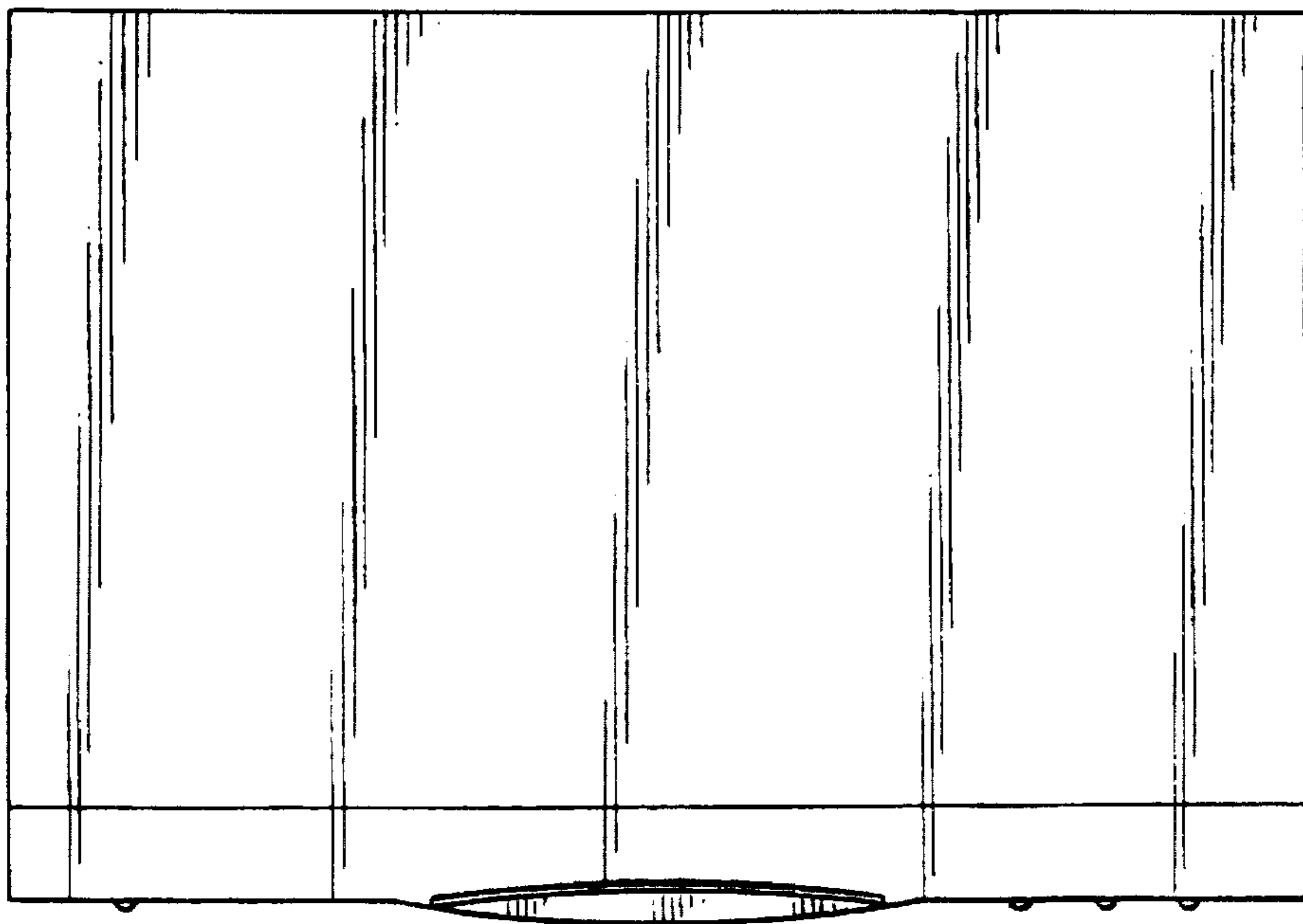


FIG. 5

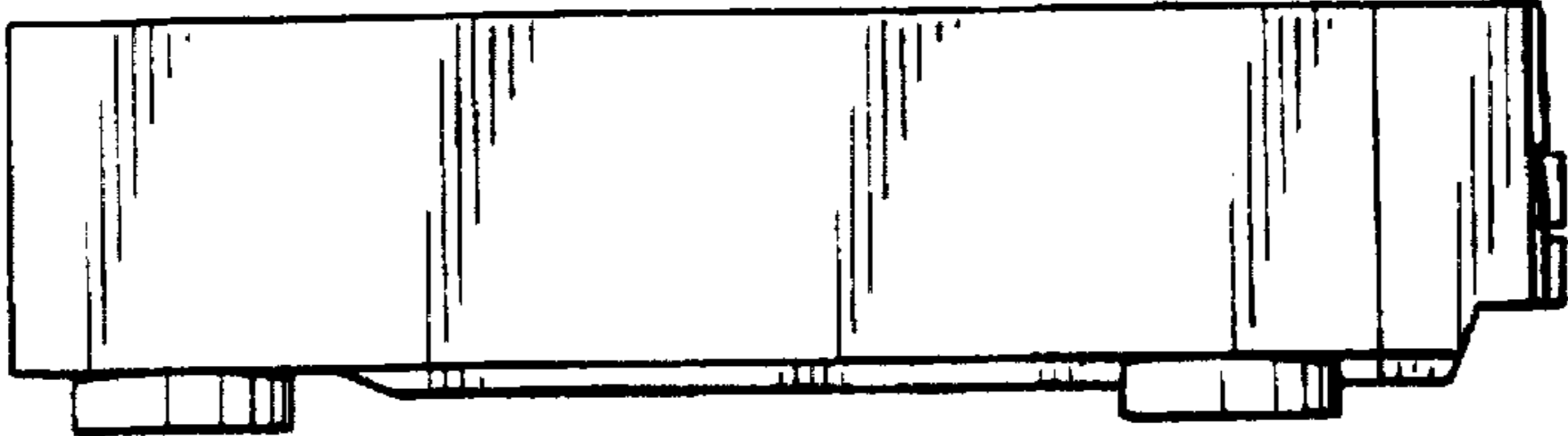


FIG. 6

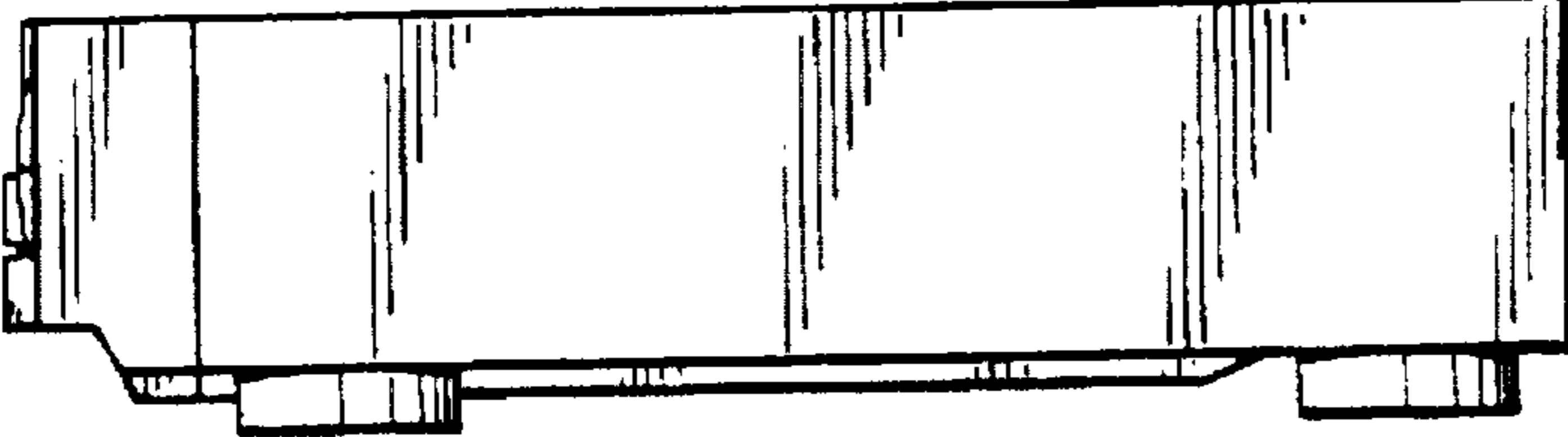


FIG. 7

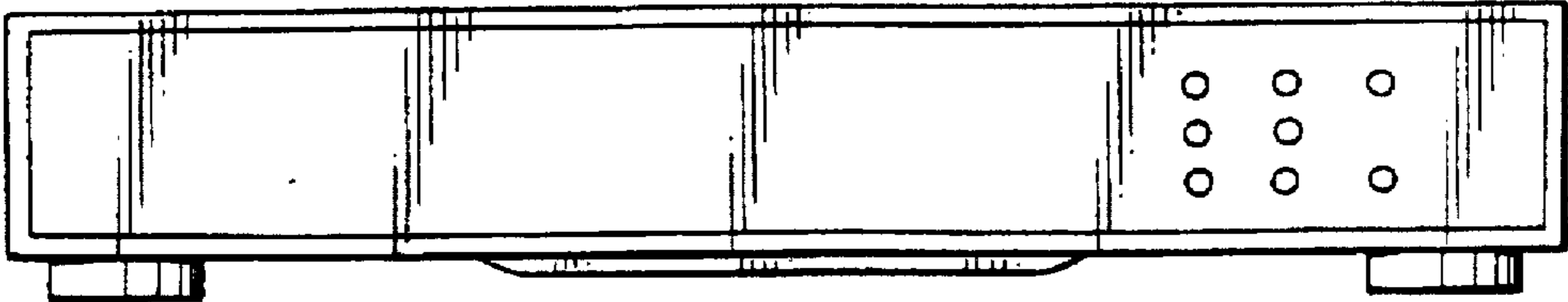


FIG. 8

