



US00D387750S

United States Patent [19]

[11] Patent Number: **Des. 387,750**

Kodosky

[45] Date of Patent: ****Dec. 16, 1997**

[54] **CASE STRUCTURE ICON FOR A DISPLAY SCREEN OF A PROGRAMMED COMPUTER SYSTEM**

OTHER PUBLICATIONS

[75] Inventor: **Jeffrey L. Kodosky**, Austin, Tex.

"Business Filevision Manual" copyright 1985, Telos Software, p. 151.

[73] Assignee: **National Instruments Corporation**, Austin, Tex.

"Business Filevision Manual" copyright 1985, Telos Software, p. 168.

[**] Term: **14 Years**

"Microsoft Publisher Users' Guide" copyright 1991, Microsoft, p. 275, page indicator.

[21] Appl. No.: **20,282**

"Microsoft Word Quick Results Guide" copyright 1993, Microsoft, p. 28.

[22] Filed: **Mar. 16, 1994**

Primary Examiner—Brian N. Vinson

Attorney, Agent, or Firm—Conley, Rose & Tayon; Jeffrey C. Hood

Related U.S. Application Data

[63] Continuation-in-part of Ser. No. 126,163, Sep. 22, 1993, Pat. No. 5,481,741, which is a continuation-in-part of Ser. No. 979,416, Nov. 19, 1992, Pat. No. 5,291,587, which is a continuation of Ser. No. 376,257, Jul. 6, 1989, abandoned, which is a continuation of Ser. No. 851,659, Apr. 11, 1986, abandoned, and a continuation-in-part of Ser. No. 380,329, Jul. 12, 1989, Pat. No. 5,301,336, which is a continuation of Ser. No. 923,127, Oct. 24, 1986, Pat. No. 4,914,568.

CLAIM

[57]

The ornamental design for a case structure icon for a display screen of a programmed computer system, as shown and described.

[51] LOC (6) Cl. **14-99**

[52] U.S. Cl. **D14/114.3**

[58] Field of Search D14/114.1-114.9; D18/24, 27; D21/13, 14, 24; D19/6; D11/95, 99, 104, 132, 133, 165, 172; 95/155, 157, 159

DESCRIPTION

FIG. 1 is a perspective view of a case structure icon for a display screen of a programmed computer system showing my new design;

FIG. 2 is a front elevational view thereof; and,

FIG. 3 is an enlarged front elevational view thereof, with the broken-line disclosure omitted.

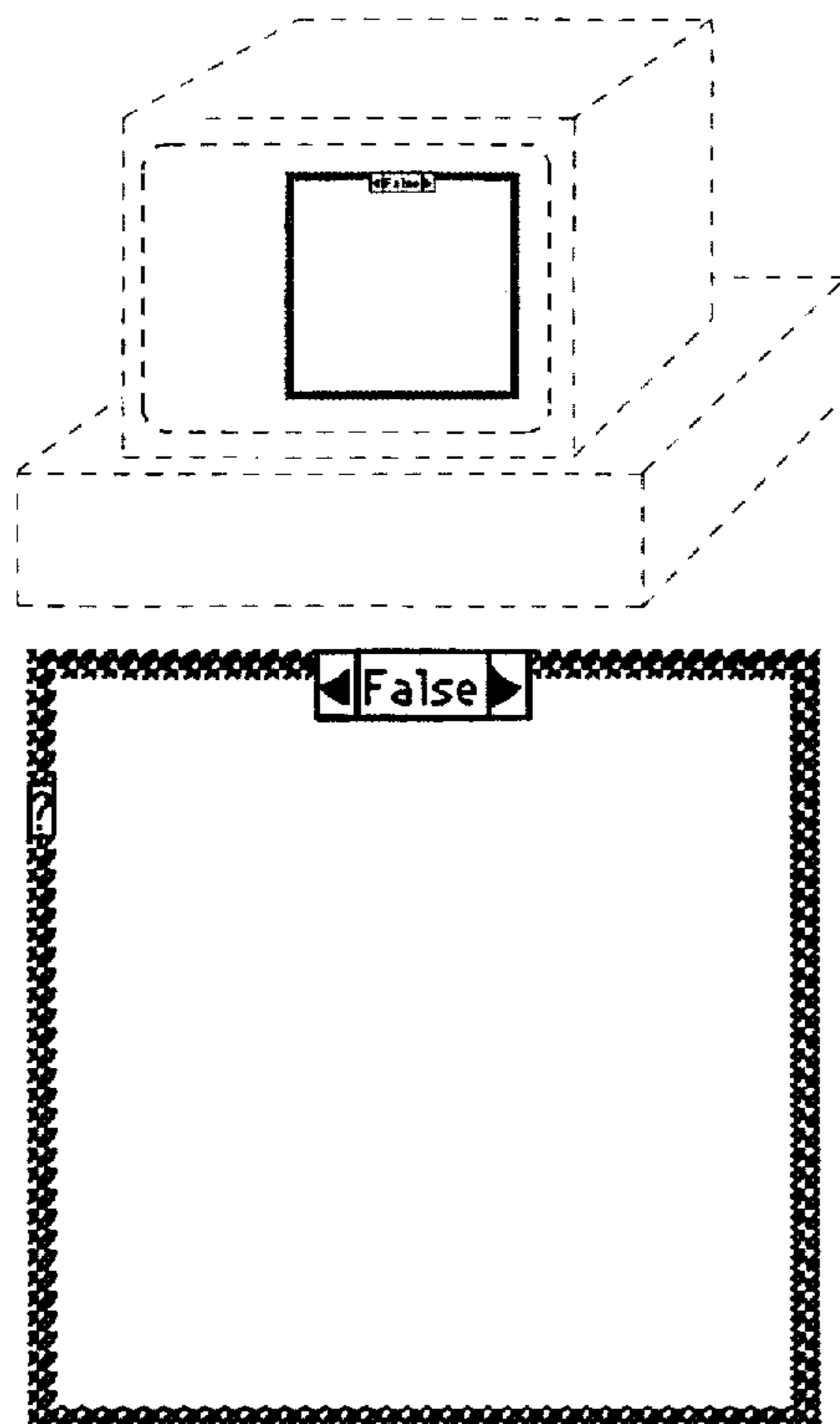
The broken-line disclosure of a computer and screen in FIGS. 1 and 2 is for illustrative purposes only and forms no part of the claimed design.

References Cited

U.S. PATENT DOCUMENTS

- D. 281,081 10/1985 Zwissler et al. D18/27
- D. 295,630 5/1988 Wells-Papanek et al. D18/27

1 Claim, 2 Drawing Sheets



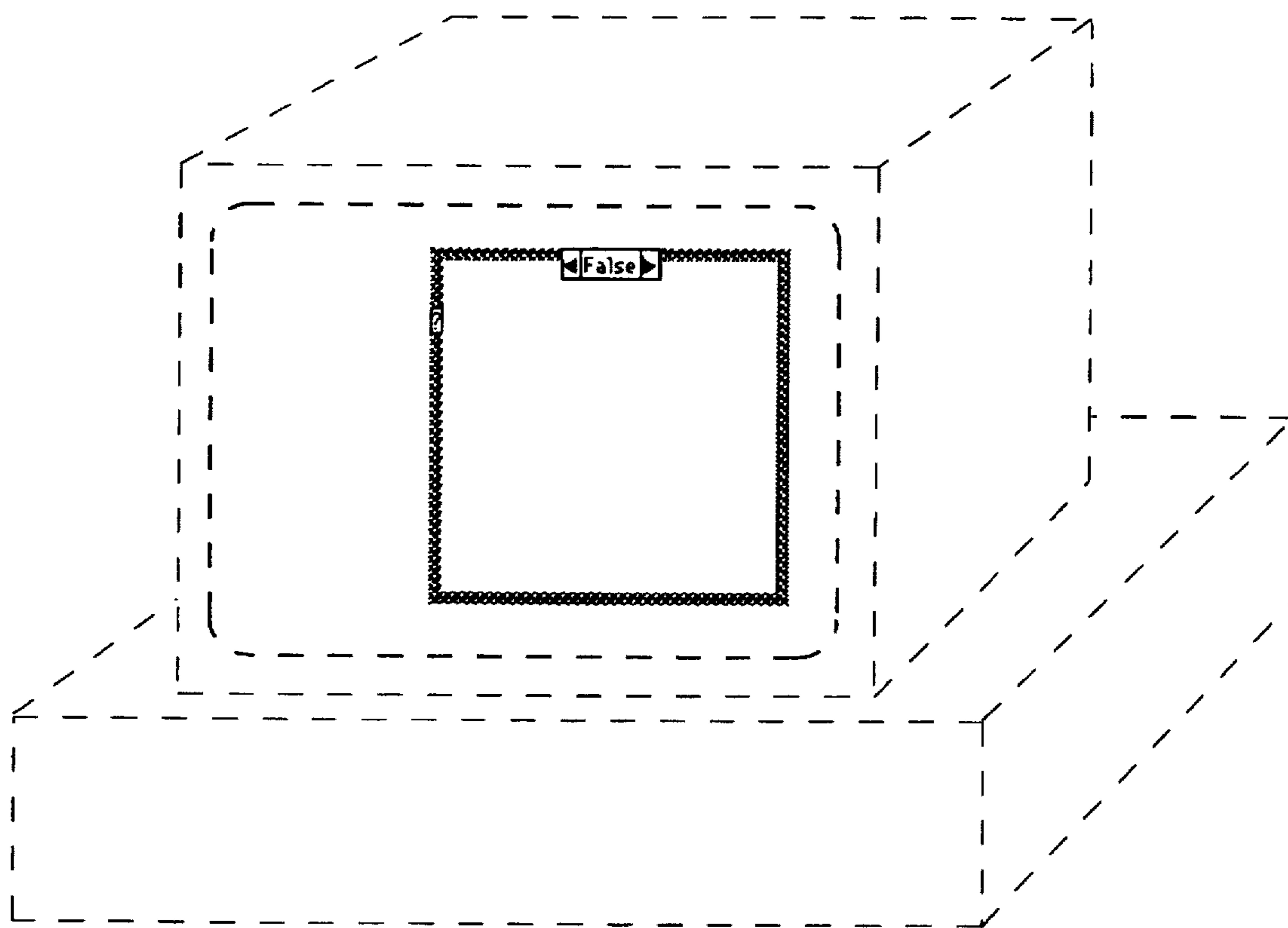


Fig. 1

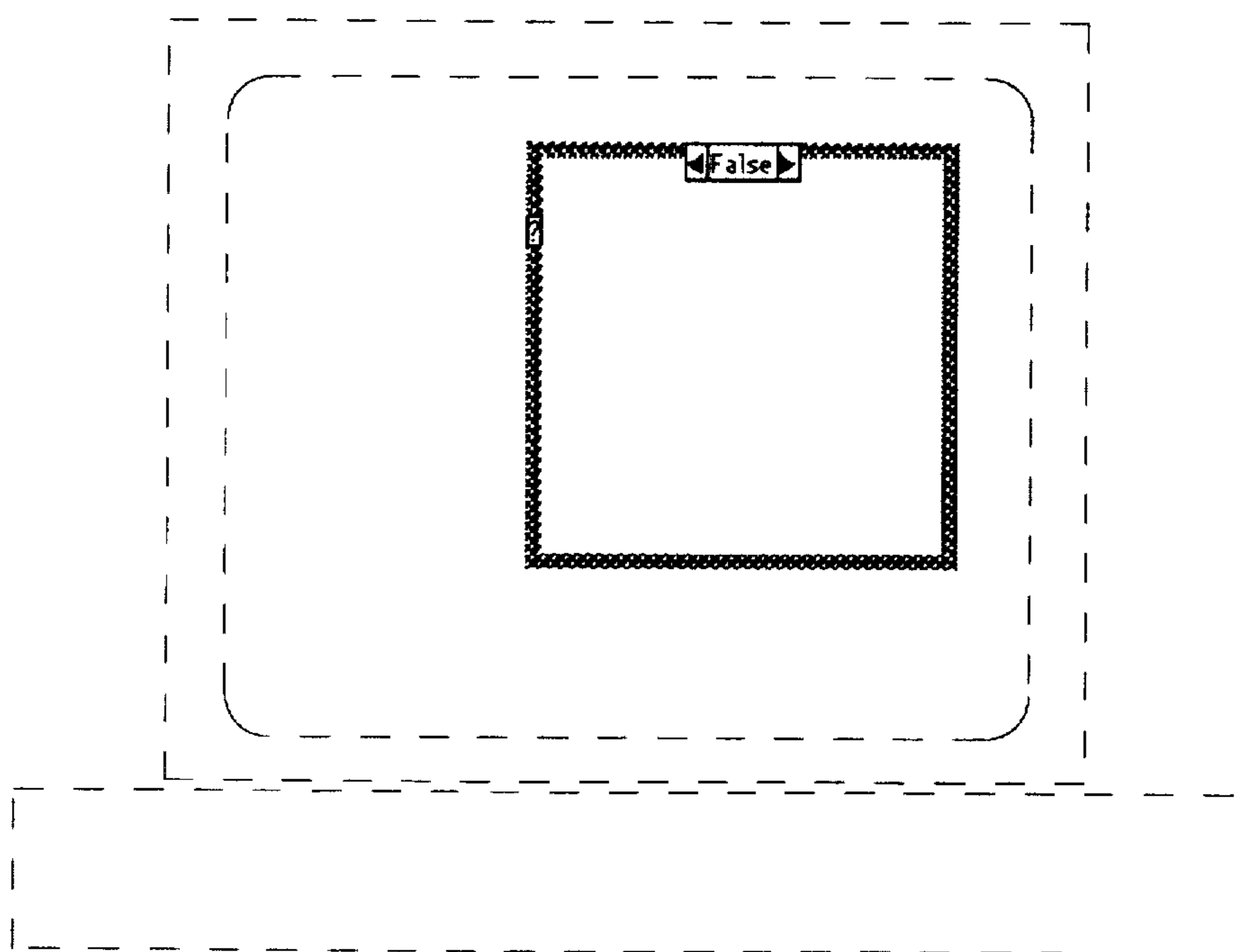


Fig. 2




Fig. 3