



US00D387719S

United States Patent [19]

Brown et al.

[11] Patent Number: Des. 387,719

[45] Date of Patent: **Dec. 16, 1997

[54] TIRE TREAD

[75] Inventors: Stephanie Carol Brown, Akron;
Efimia Ellen Rohweder, Uniontown;
Michael Alois Kolowski, Mogadore;
Frederick William Miller, Akron, all
of Ohio

[73] Assignee: The Goodyear Tire & Rubber
Company, Akron, Ohio

[**] Term: 14 Years

[21] Appl. No.: 63,870

[22] Filed: Dec. 17, 1996

[51] LOC (6) Cl. 12-15

[52] U.S. Cl. D12/147

[58] Field of Search D12/136, 138,
D12/140-151; 152/209 D, 209 R

[56] References Cited

U.S. PATENT DOCUMENTS

- D. 246,364 11/1977 Candiliotis D12/151
- D. 325,186 4/1992 Pulte, Jr. D12/147
- D. 341,113 11/1993 Binsfeld et al. D12/147
- D. 350,508 9/1994 Evraert D12/146

- D. 366,438 1/1996 McKisson D12/146
- D. 367,026 2/1996 McKisson D12/146
- D. 368,882 4/1996 Heinen et al. D12/147

Primary Examiner—James Gandy
Assistant Examiner—Robert Spear
Attorney, Agent, or Firm—T. P. Lewandowski

[57] CLAIM

The ornamental design for a tire tread, as shown and described.

DESCRIPTION

FIG. 1 is a perspective view of a tire tread, it being understood that the pattern repeats uniformly throughout the circumference of the tread;

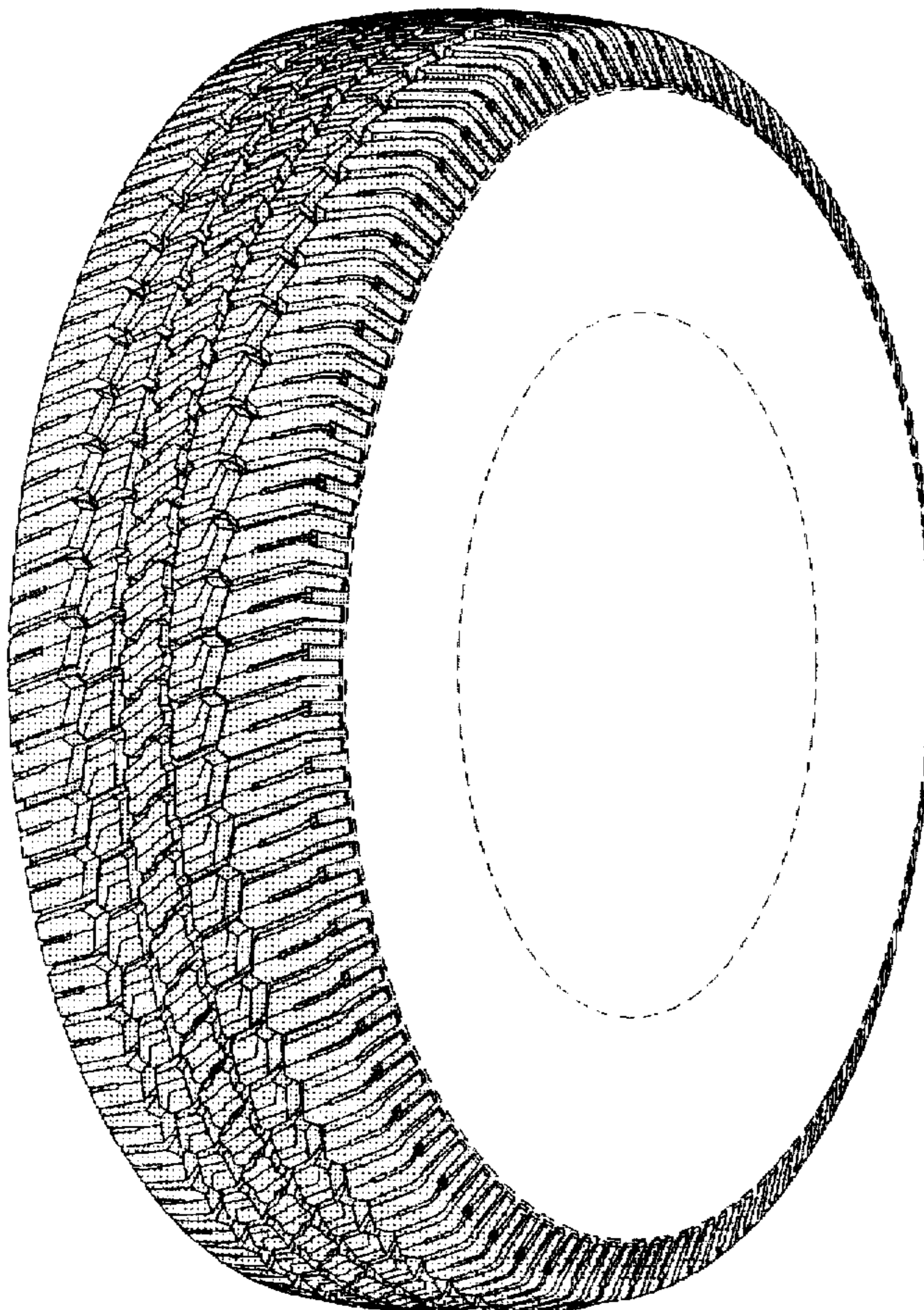
FIG. 2 is a front elevational view thereof;

FIG. 3 is a side elevational view thereof, the opposite side elevational view being identical thereto; and,

FIG. 4 is an enlarged fragmentary front perspective view thereof.

In the drawings, the broken lines defining the inner bead of the sidewall and the peripheral boundary between the tire tread and the sidewall are for illustrative purposes only and form no part of the claimed design.

1 Claim, 4 Drawing Sheets



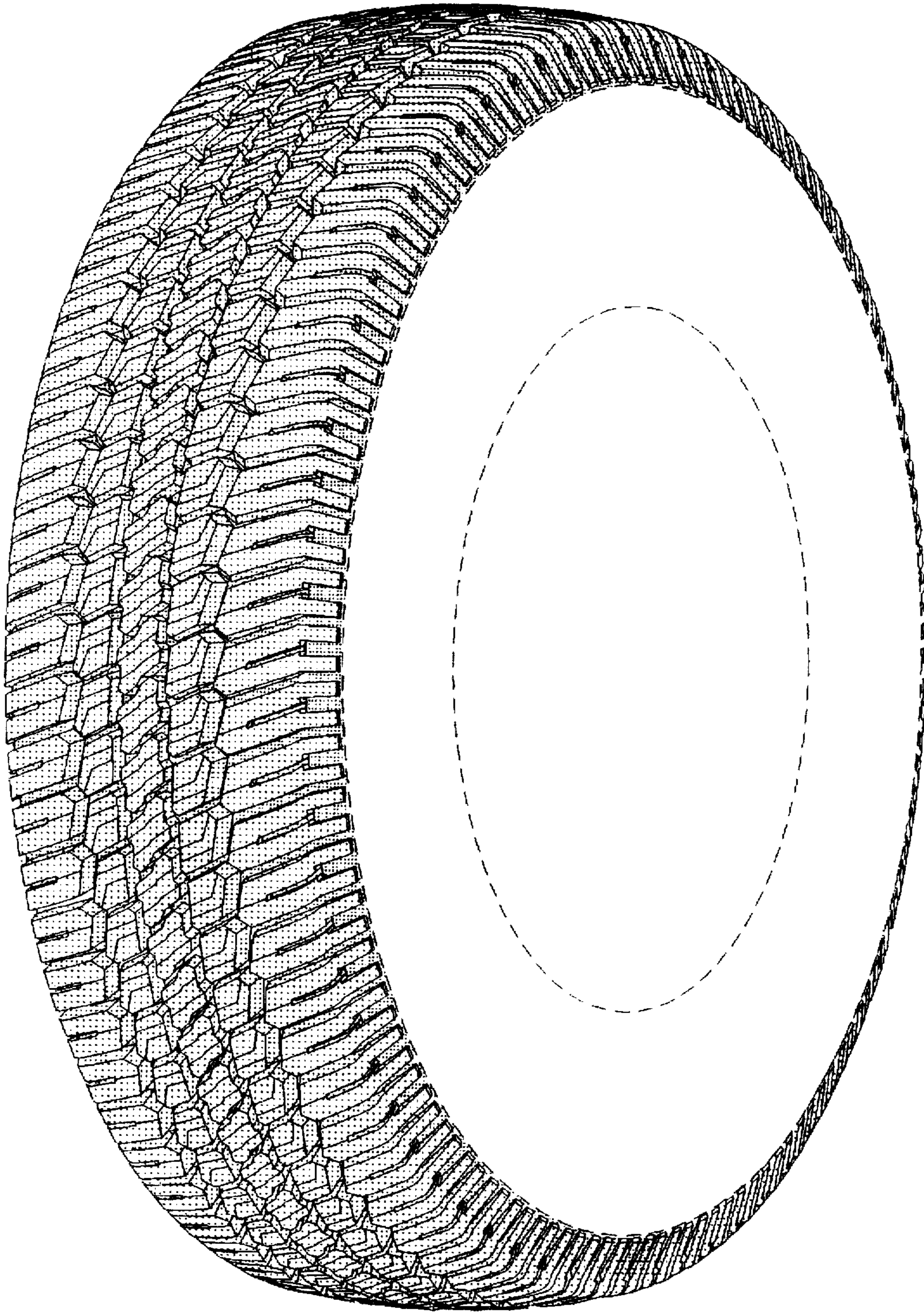


FIG. 1

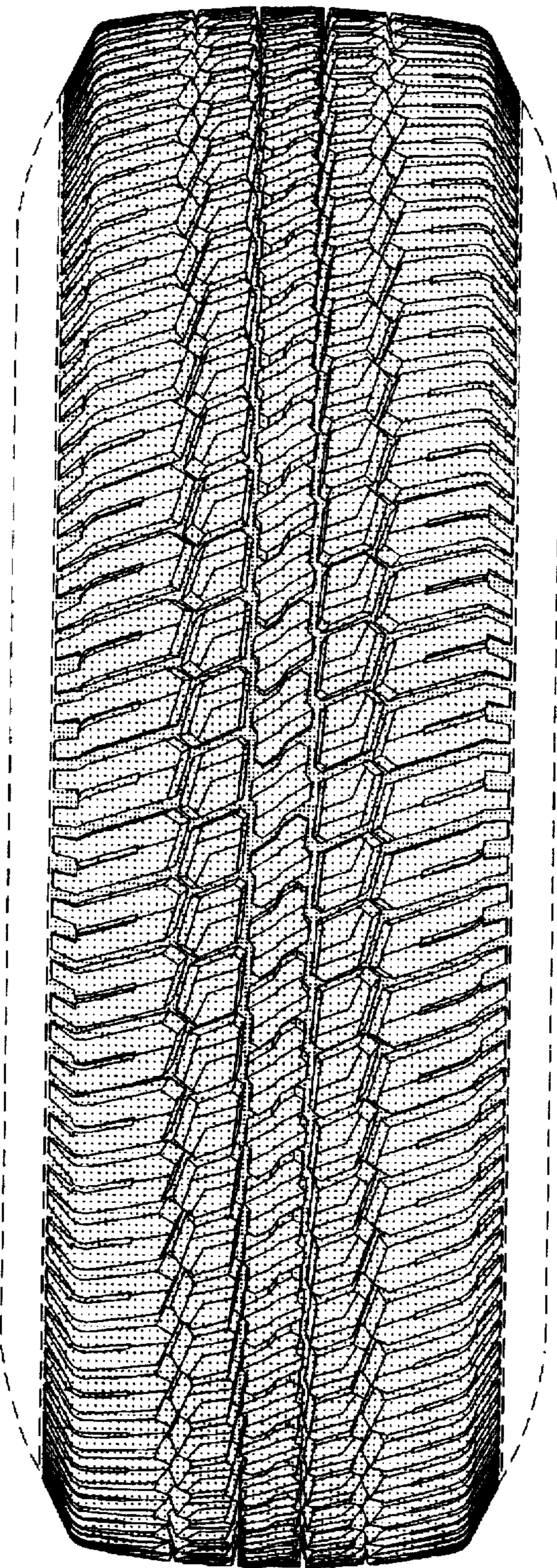


FIG. 2




FIG. 3

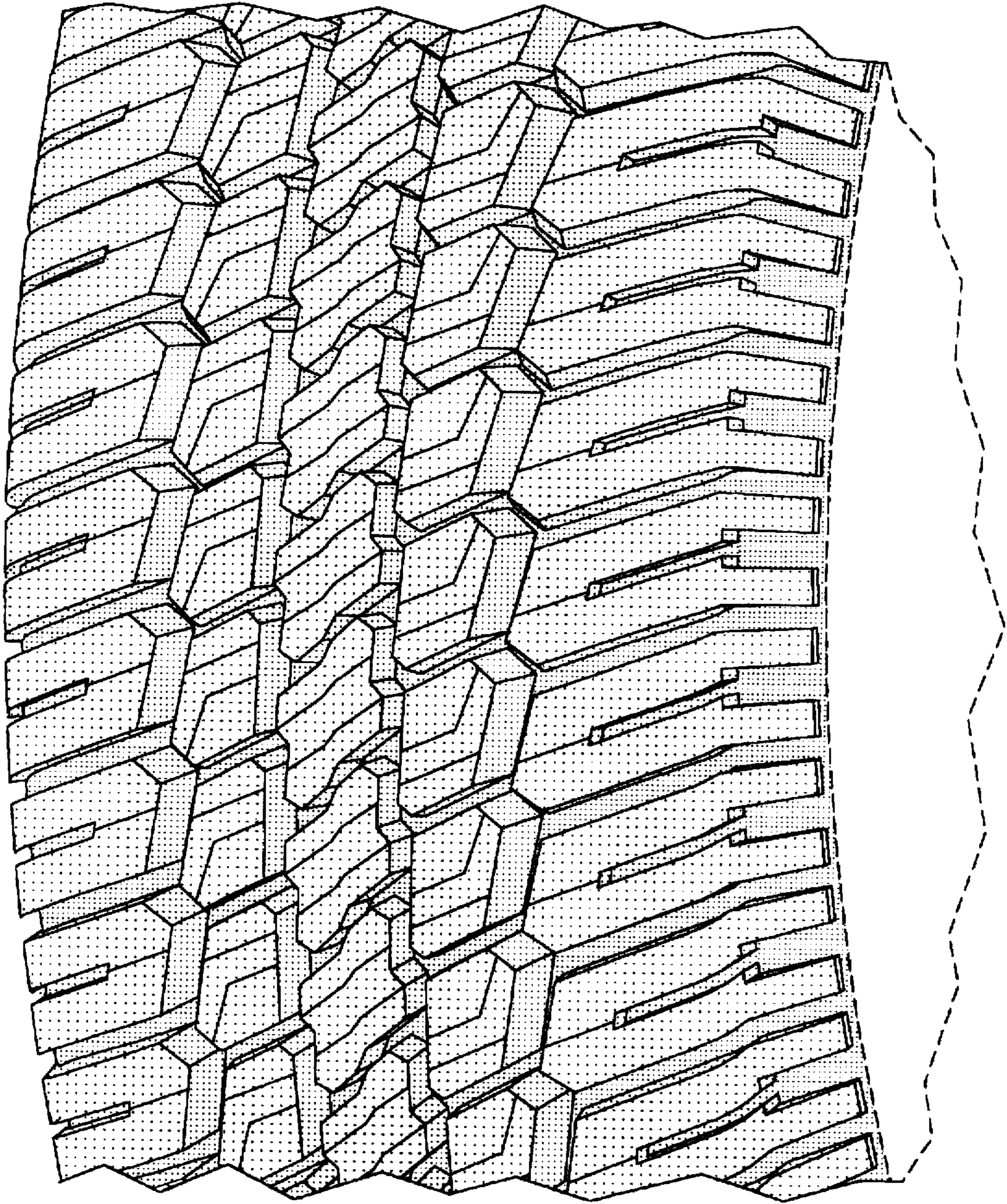


FIG. 4