

US00D387718S

United States Patent [19]
Miller et al.

[11] **Patent Number: Des. 387,718**
[45] **Date of Patent: **Dec. 16, 1997**

[54] **TIRE TREAD**

[75] **Inventors: Nikki Lynne Miller, Buffalo Grove, Ill.; Kevin Alan Reid, Asheville, N.C.; William Eugene Glover, Akron; Norman David Anderson, Uniontown, both of Ohio**

[73] **Assignee: The Goodyear Tire & Rubber Company, Akron, Ohio**

[**] **Term: 14 Years**

[21] **Appl. No.: 63,662**

[22] **Filed: Dec. 12, 1996**

[51] **LOC (6) Cl. 12-15**

[52] **U.S. Cl. D12/147**

[58] **Field of Search D12/136, 138, D12/140-151; 152/209 D, 209 R**

[56] **References Cited**

U.S. PATENT DOCUMENTS

D. 263,946	4/1982	Kojima et al.	D12/146
D. 317,741	6/1991	Kuroda	D12/147
D. 364,594	11/1995	Krupa et al.	D12/147
4,994,126	2/1991	Lagnier	152/209 R
5,137,068	8/1992	Loidl et al.	152/209 R
5,322,107	6/1994	Lagnier	152/209 R

OTHER PUBLICATIONS

Big O Euro SXP Tire, 1995 Tread Design Guide, p. 10, Jan. 1995.

Dean Stinger Radial GT Tire, 1995 Tread Design Guide, p. 20, Jan. 1995.

Primary Examiner—James Gandy

Assistant Examiner—Robert Spear

Attorney, Agent, or Firm—T. P. Lewandowski

[57] **CLAIM**

The ornamental design for a tire tread, as shown and described.

DESCRIPTION

FIG. 1 is a perspective view of a tire tread, it being understood that the pattern repeats uniformly throughout the circumference of the tread;

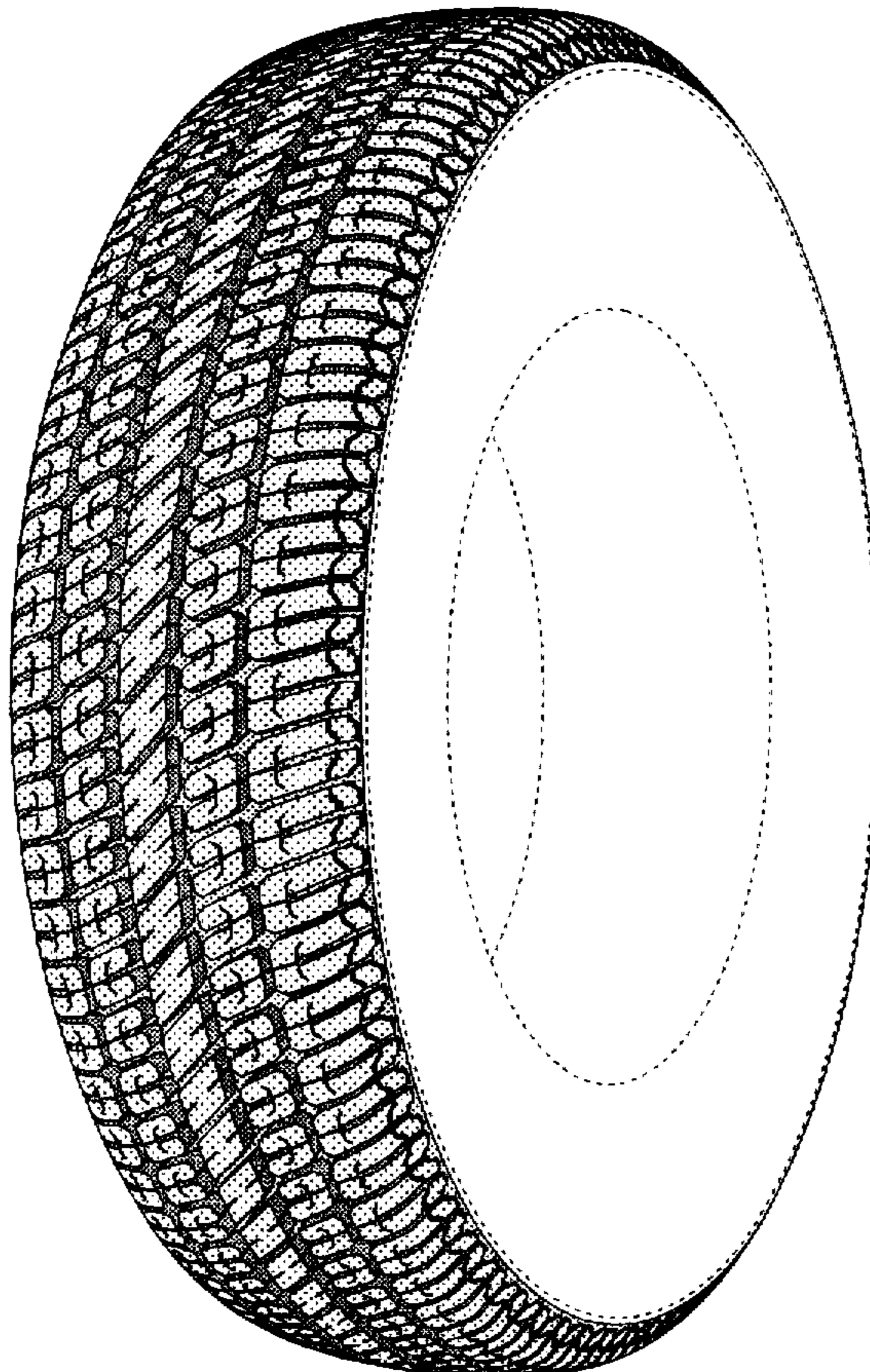
FIG. 2 is a front elevational view thereof;

FIG. 3 is a side elevational view thereof, shown at a reduced scale, the opposite side elevational view being identical thereto; and,

FIG. 4 is an enlarged fragmentary front perspective view thereof.

In the drawings, the broken lines defining the inner bead of the sidewall and the peripheral boundary between the tire tread and the sidewall are for illustrative purposes only and form no part of the claimed design.

1 Claim, 4 Drawing Sheets



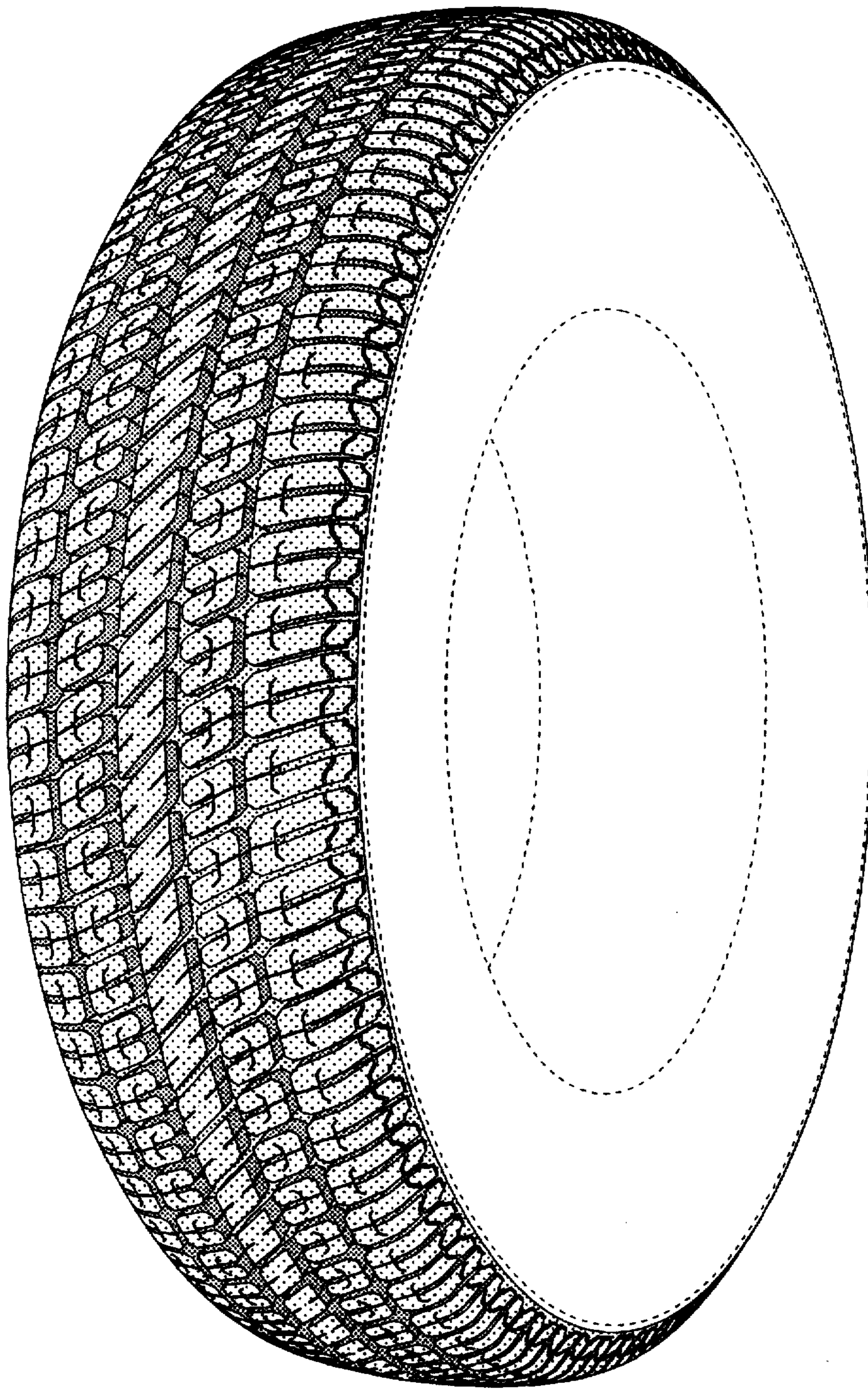


FIG-1




FIG-2

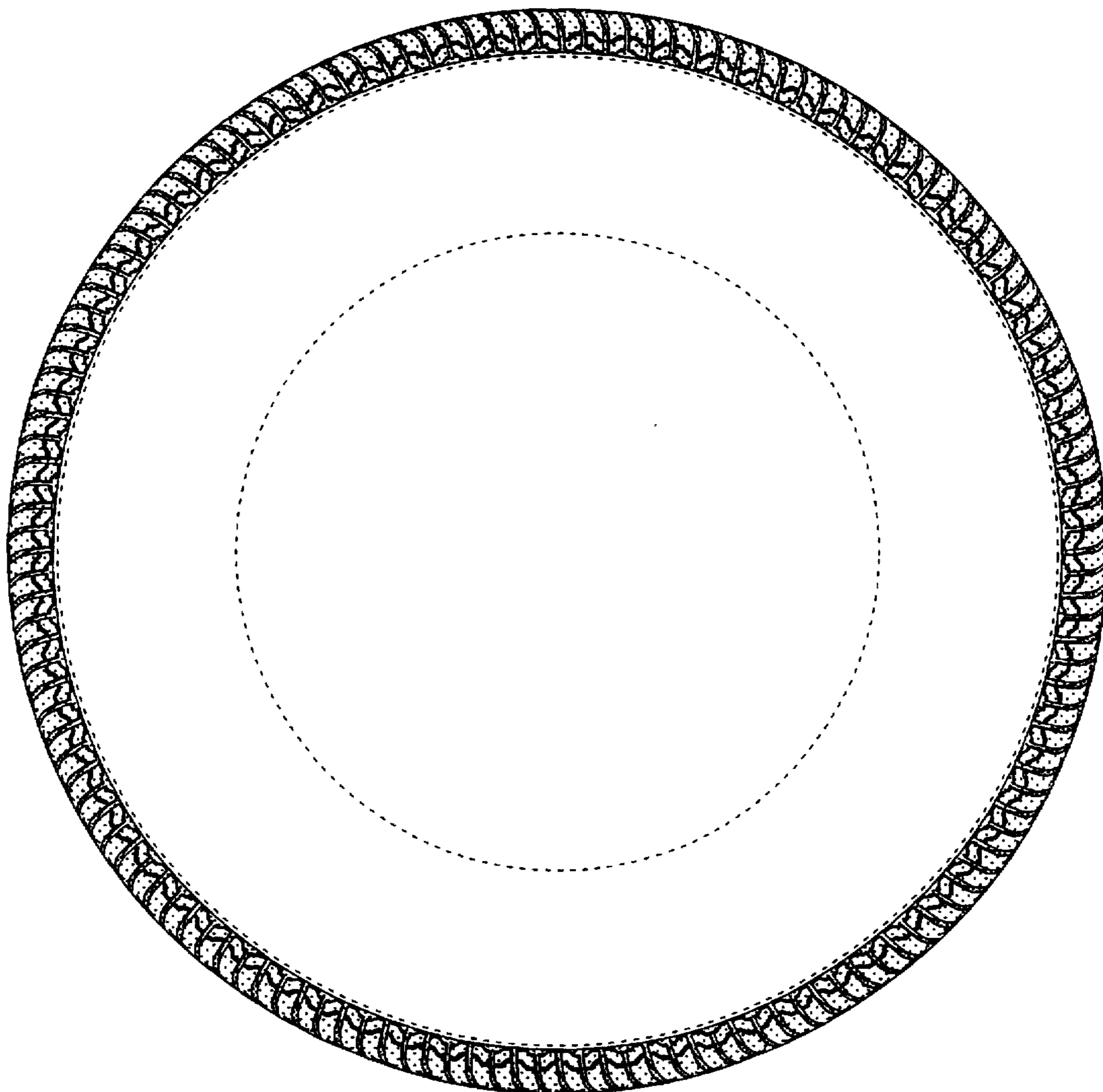


FIG-3

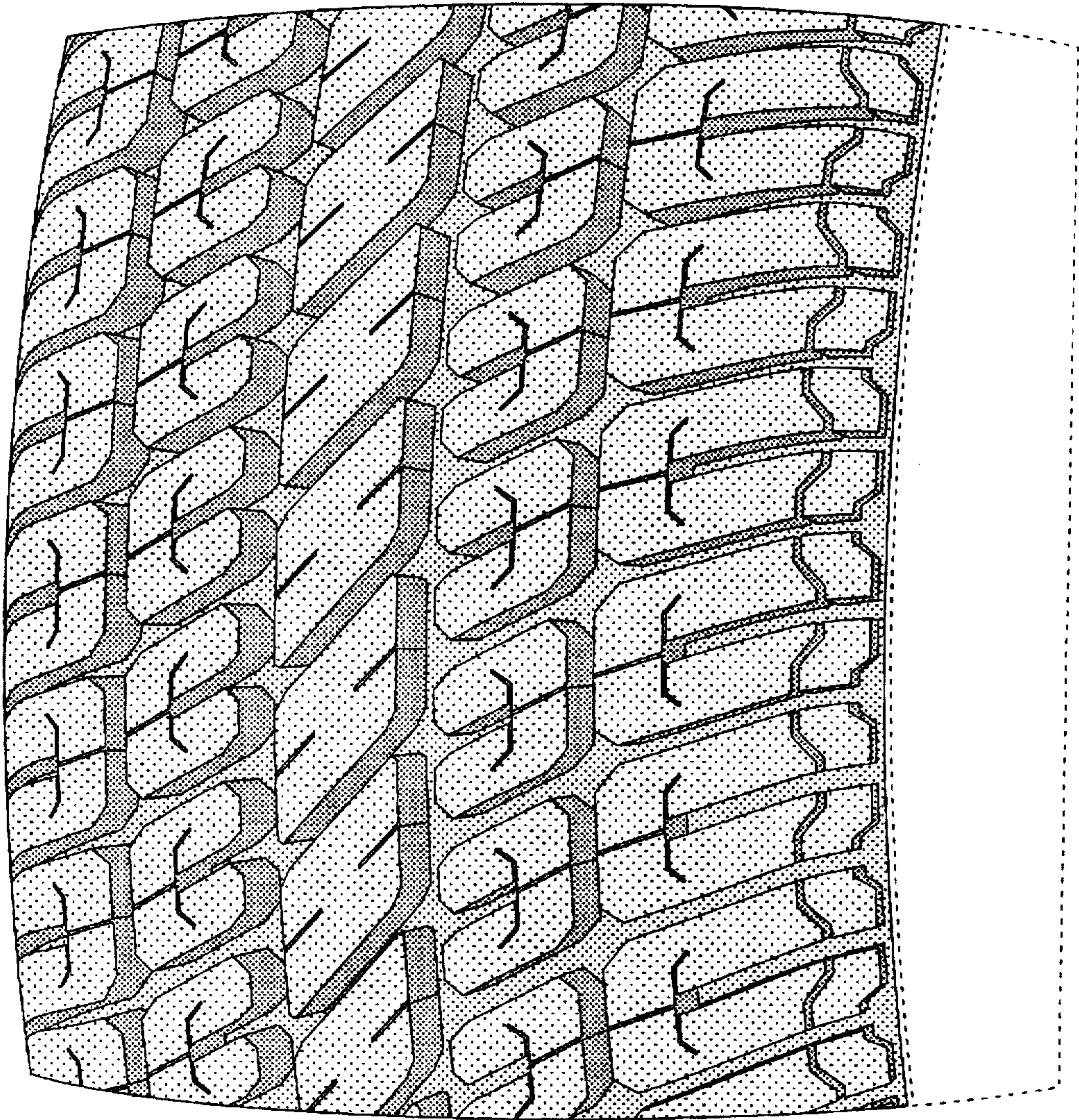


FIG-4