



US00D387716S

United States Patent [19]

Miller et al.

[11] Patent Number: **Des. 387,716**

[45] Date of Patent: ****Dec. 16, 1997**

[54] **TIRE TREAD**

[75] Inventors: **Nikki Lynne Miller**, Buffalo Grove, Ill.; **Kevin Alan Reid**, Asheville, N.C.; **William Eugene Glover**, Akron; **Norman David Anderson**, Uniontown, both of Ohio

[73] Assignee: **The Goodyear Tire & Rubber Company**, Akron, Ohio

[**] Term: **14 Years**

[21] Appl. No.: **63,436**

[22] Filed: **Dec. 9, 1996**

[51] LOC (6) Cl. **12-15**

[52] U.S. Cl. **D12/147**

[58] Field of Search **D12/136, 138, D12/140-151; 152/209 D, 209 R**

[56] **References Cited**

U.S. PATENT DOCUMENTS

D. 328,580	8/1992	Killian	D12/147
D. 336,065	6/1993	Patel	D12/147
D. 344,051	2/1994	Attinello et al.	D12/147
D. 344,052	2/1994	Attinello et al.	D12/147
D. 344,053	2/1994	Attinello et al.	D12/147
D. 350,094	8/1994	Anderson et al.	D12/147
D. 350,095	8/1994	Anderson et al.	D12/147
D. 350,925	9/1994	Manestar	D12/147
D. 354,028	1/1995	Hutz	D12/146
D. 362,213	9/1995	McKisson	D12/146
D. 362,219	9/1995	McKisson	D12/147
D. 365,052	12/1995	Lash et al.	D12/146

D. 369,134	4/1996	Koenigstein	D12/147
D. 375,064	10/1996	McKisson	D12/146
D. 378,668	4/1997	Hamamoto et al.	D12/146

OTHER PUBLICATIONS

Lassa BN-505 Tire, 1995 Tread Design Guide, p. 41, Jan. 1995.

Ultra-Tech Radial GT Tire, 1995 Tread Design Guide, p. 71, Jan. 1995.

Primary Examiner—James Gandy
Assistant Examiner—Robert M. Spear
Attorney, Agent, or Firm—T P Lewandowski

[57] **CLAIM**

The ornamental design for a tire tread, as shown and described.

DESCRIPTION

FIG. 1 is a perspective view of a tire tread, it being understood that the pattern repeats uniformly throughout the circumference of the tread;

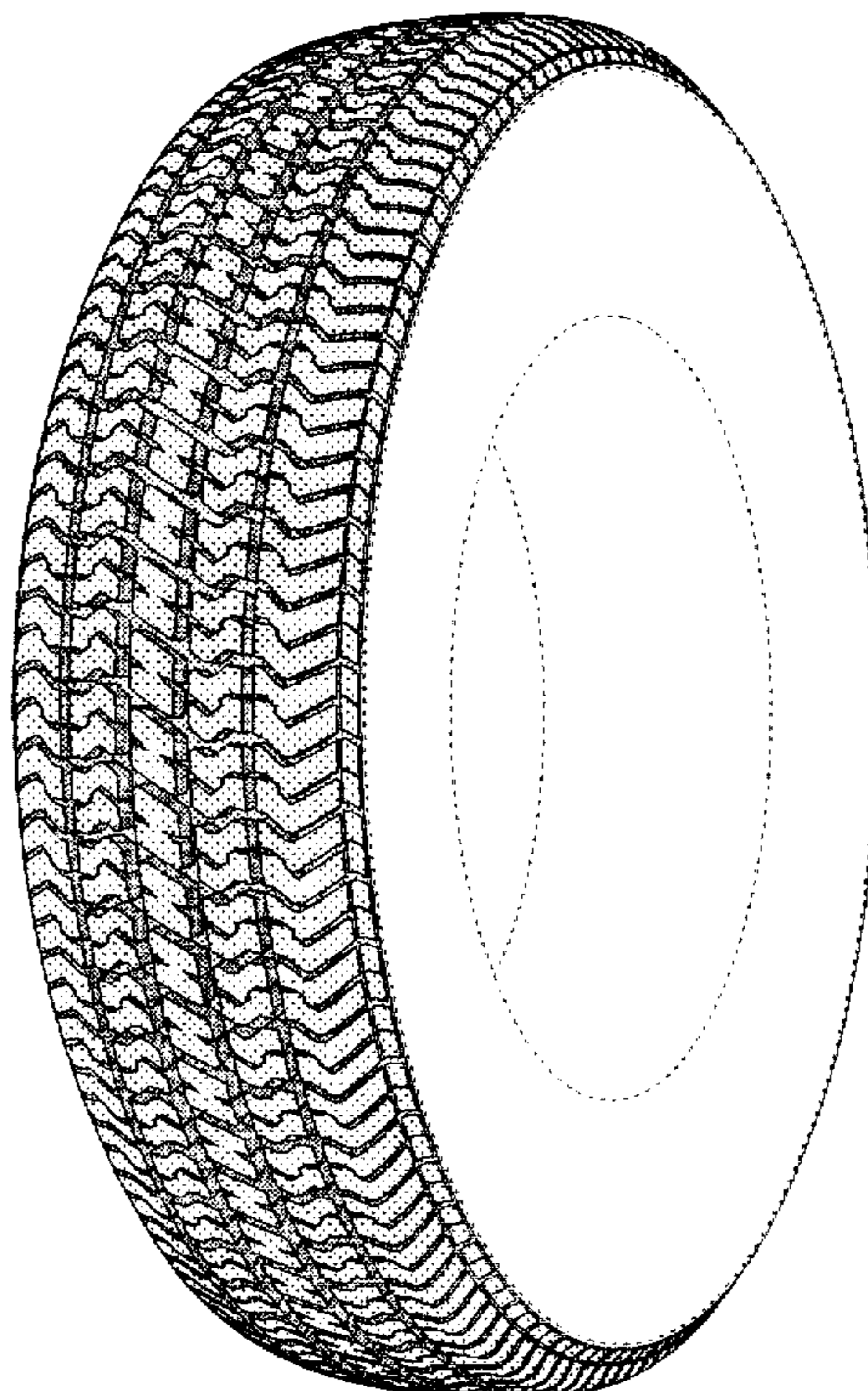
FIG. 2 is a front elevational view thereof;

FIG. 3 is a side elevational view thereof, shown at a reduced scale, the opposite side elevational view being identical thereto; and,

FIG. 4 is an enlarged fragmentary front perspective view thereof.

In the drawings, the broken lines defining the inner bead of the sidewall and the peripheral boundary between the tire tread and the sidewall are for illustrative purposes only and form no part of the claimed design.

1 Claim, 4 Drawing Sheets



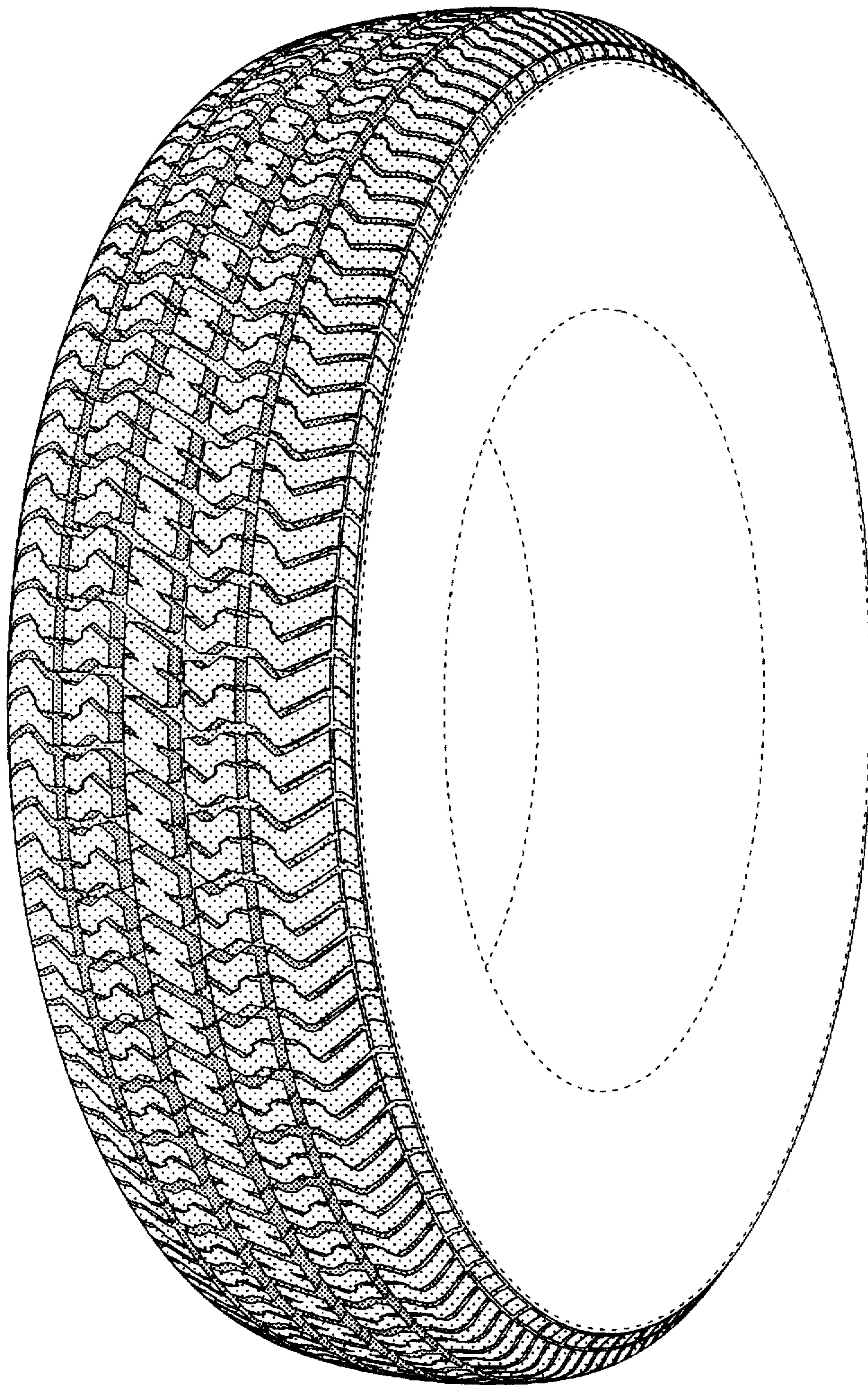


FIG-1




FIG-2

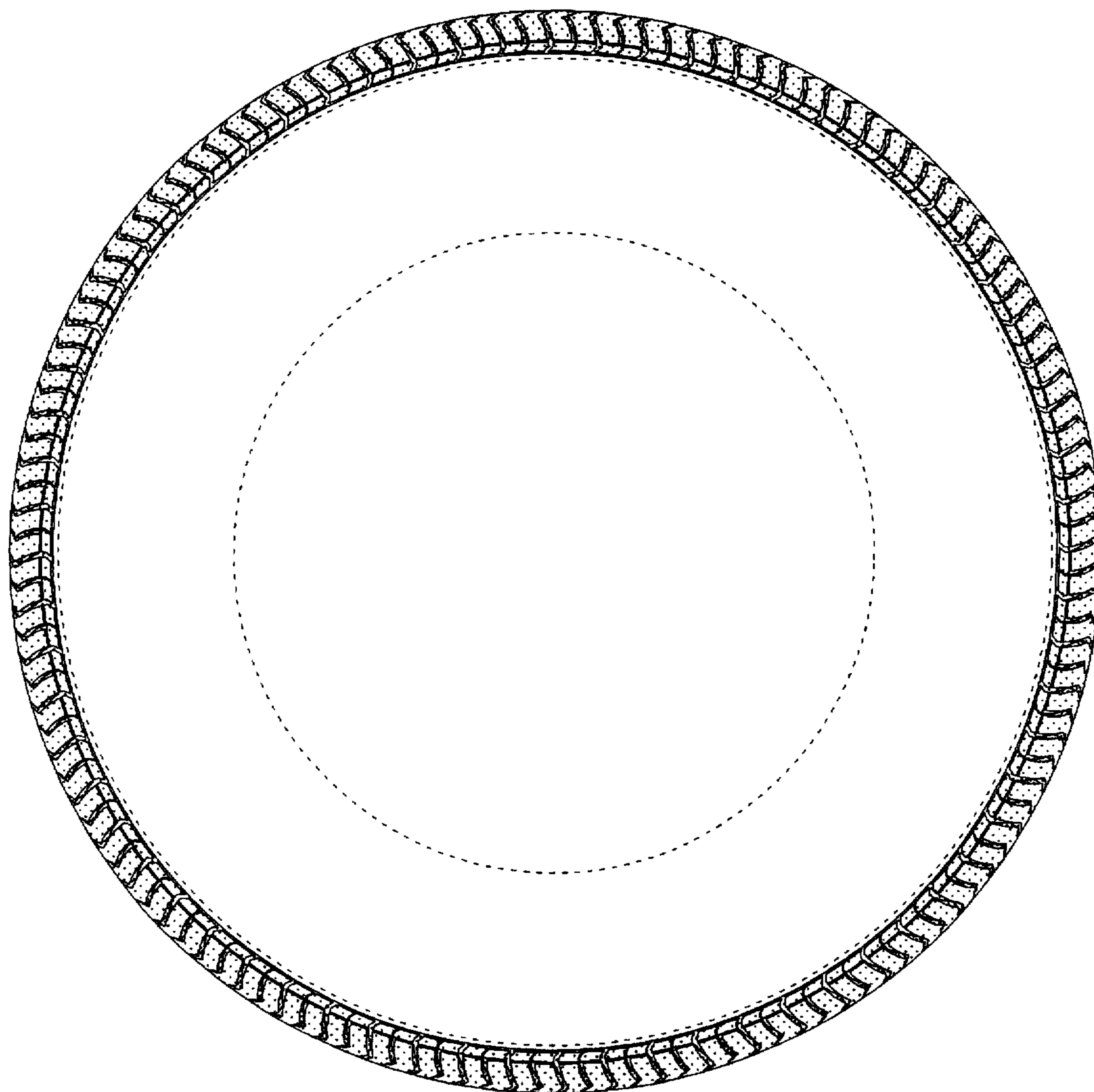


FIG-3

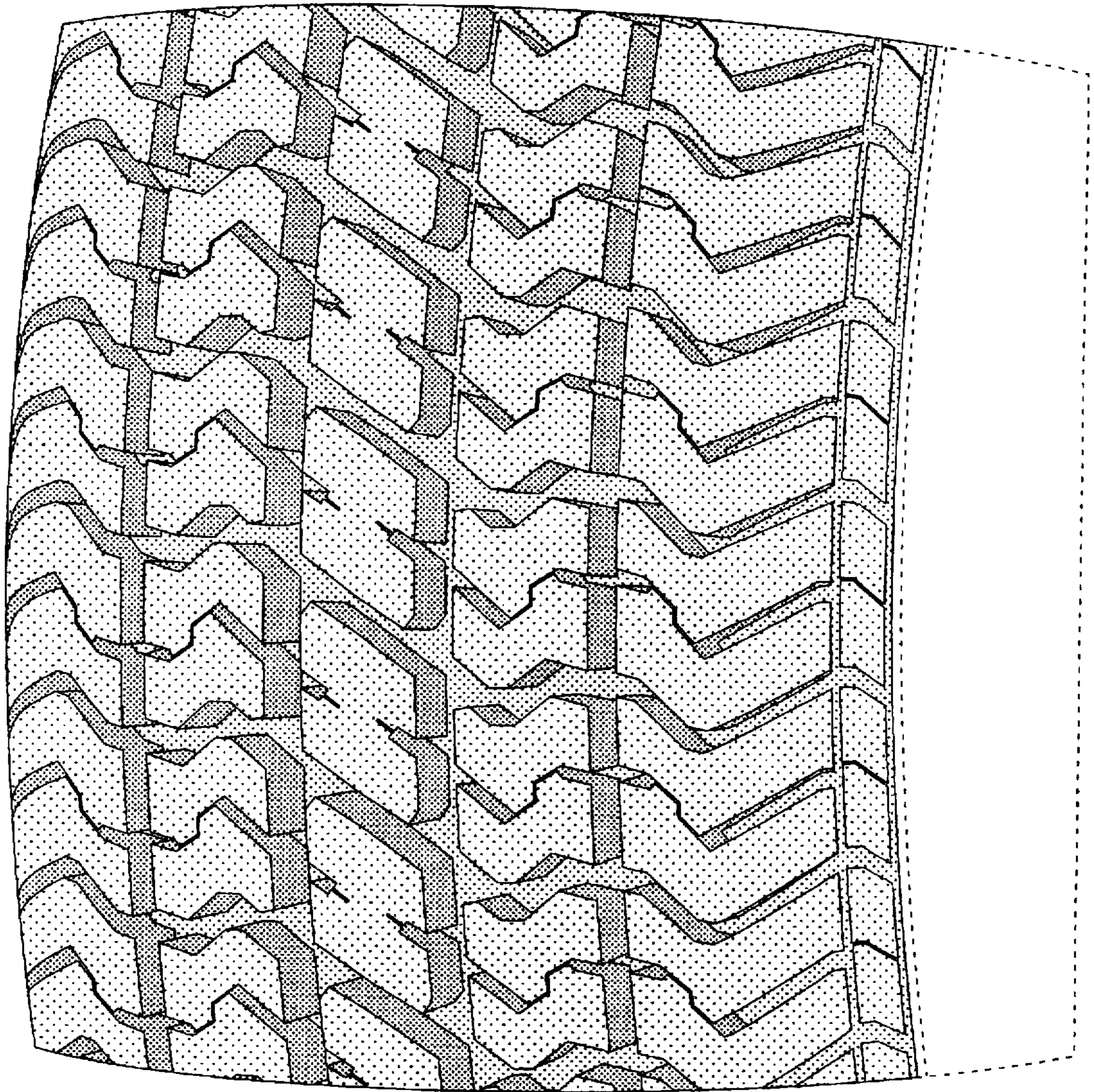


FIG-4