



US00D387715S

# United States Patent [19]

Miller et al.

[11] Patent Number: **Des. 387,715**

[45] Date of Patent: **\*\*Dec. 16, 1997**

## [54] TIRE TREAD

[75] Inventors: **Nikki Lynne Miller**, Buffalo Grove, Ill.; **Kevin Alan Reid**, Asheville, N.C.; **William Eugene Glover**, Akron; **Norman David Anderson**, Uniontown, both of Ohio

[73] Assignee: **The Goodyear Tire & Rubber Company**, Akron, Ohio

[\*\*] Term: **14 Years**

[21] Appl. No.: **63,435**

[22] Filed: **Dec. 9, 1996**

[51] LOC (6) Cl. .... **12-15**

[52] U.S. Cl. .... **D12/147**

[58] Field of Search ..... **D12/136, 138, D12/140-151; 152/209 D, 209 R**

## [56] References Cited

### U.S. PATENT DOCUMENTS

D. 283,697	5/1986	Candiliotis .....	D12/147
D. 336,267	6/1993	Bonvini et al. ....	D12/143
D. 350,101	8/1994	DeBarys .....	D12/147
D. 350,722	9/1994	Hitzky et al. ....	D12/146
D. 355,875	2/1995	Allison et al. ....	D12/148
4,462,445	7/1984	Goergen .....	152/209 R
4,462,446	7/1984	Goergen et al. ....	152/209 R
5,012,847	5/1991	Fukumoto et al. ....	152/209 R
5,137,068	8/1992	Loidl et al. ....	152/209 R
5,327,953	7/1994	Ichiki .....	152/209 R

## OTHER PUBLICATIONS

Dean Stinger Radial GT Tire, Jan. 1995 Tread Design Guide, p. 20.

Duralon Trans Rib LT Tire, Jan. 1995 Tread Design Guide, p. 89.

*Primary Examiner*—James Gandy  
*Assistant Examiner*—Robert M. Spear  
*Attorney, Agent, or Firm*—T P Lewandowski

## [57] CLAIM

The ornamental design for a tire tread, as shown and described.

## DESCRIPTION

FIG. 1 is a perspective view of a tire tread, it being understood that the pattern repeats uniformly throughout the circumference of the tread;

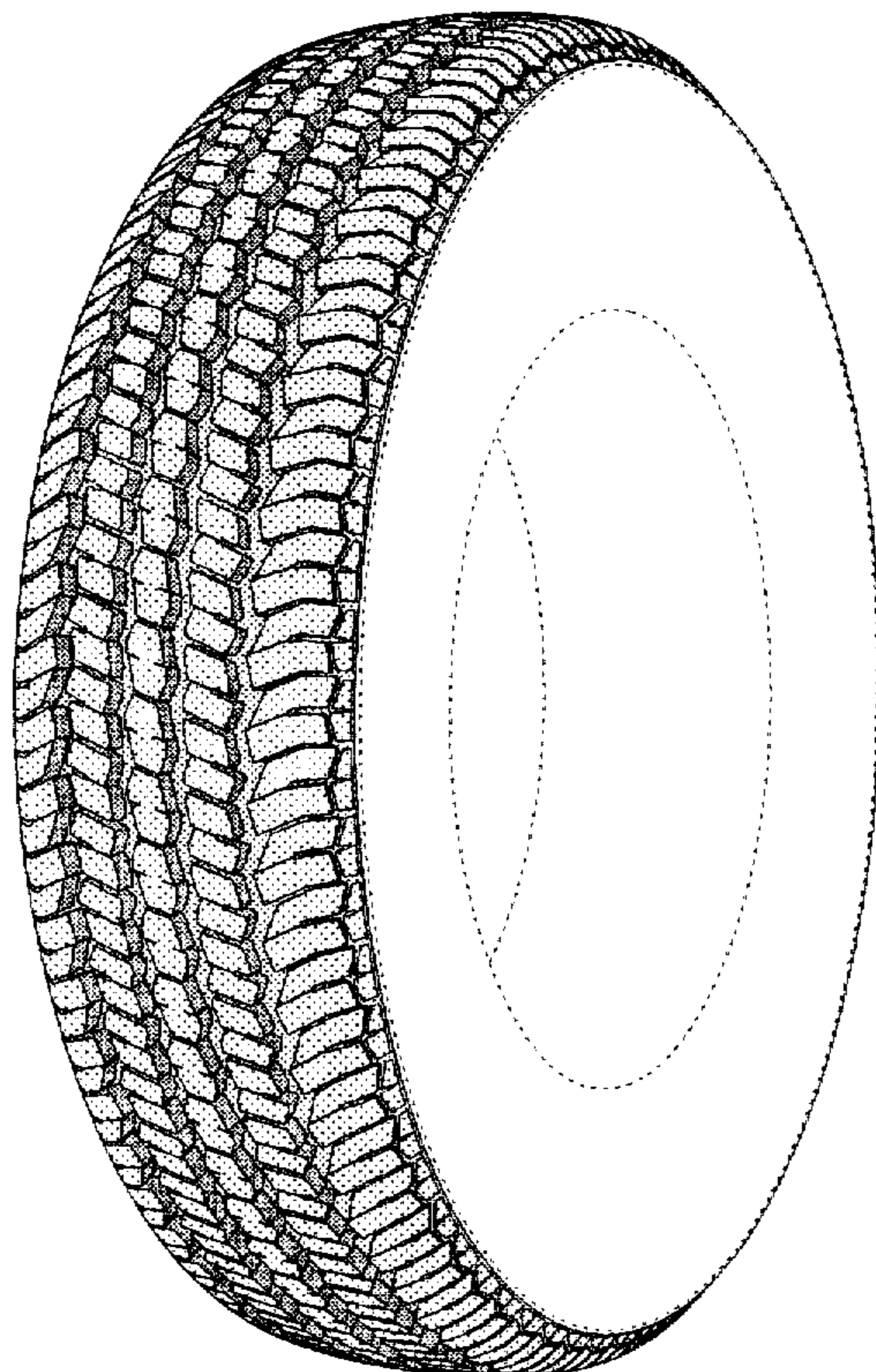
FIG. 2 is a front elevational view thereof;

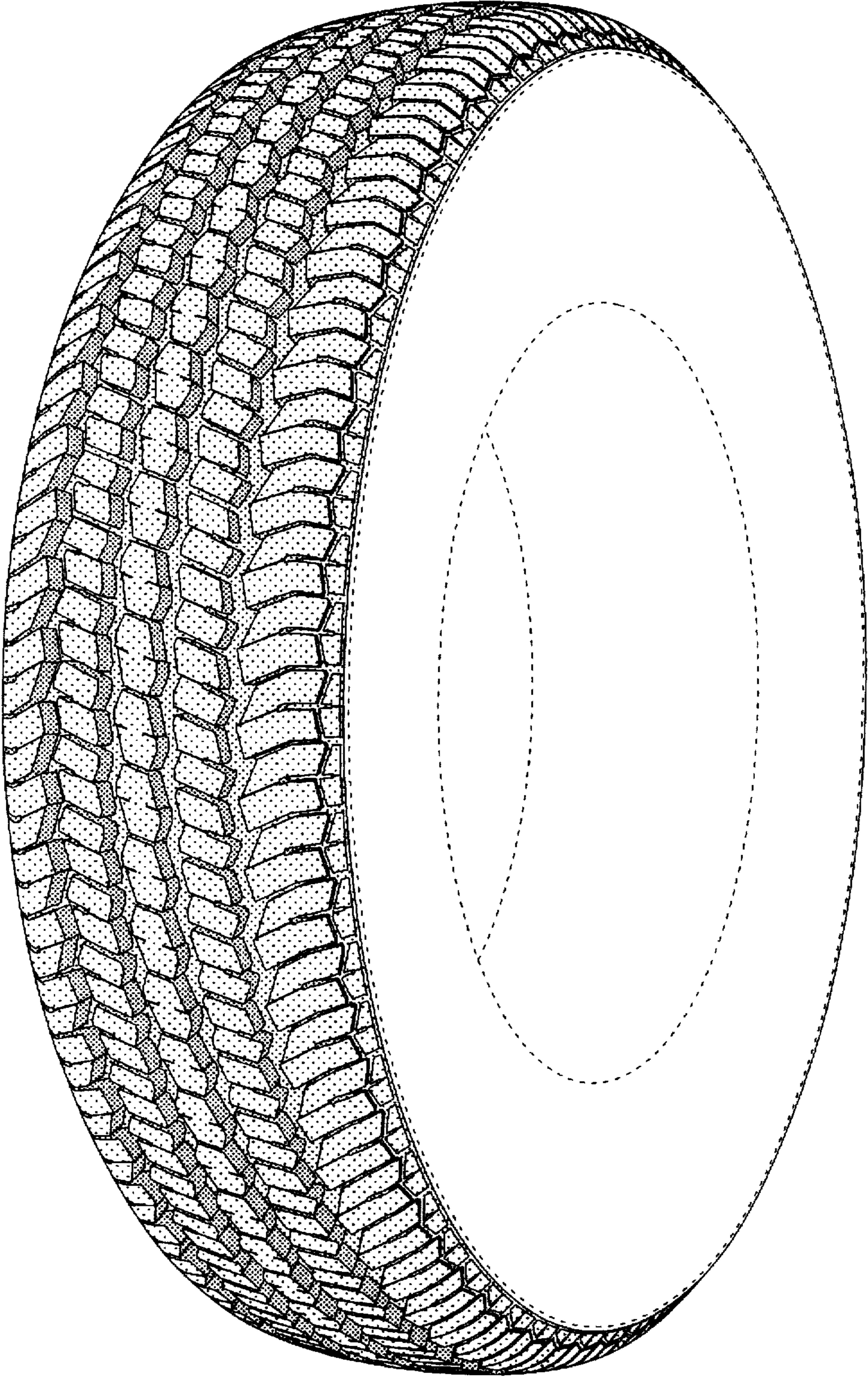
FIG. 3 is a side elevational view thereof, shown at a reduced scale, the opposite side elevational view being identical thereto; and,

FIG. 4 is an enlarged fragmentary front perspective view thereof.

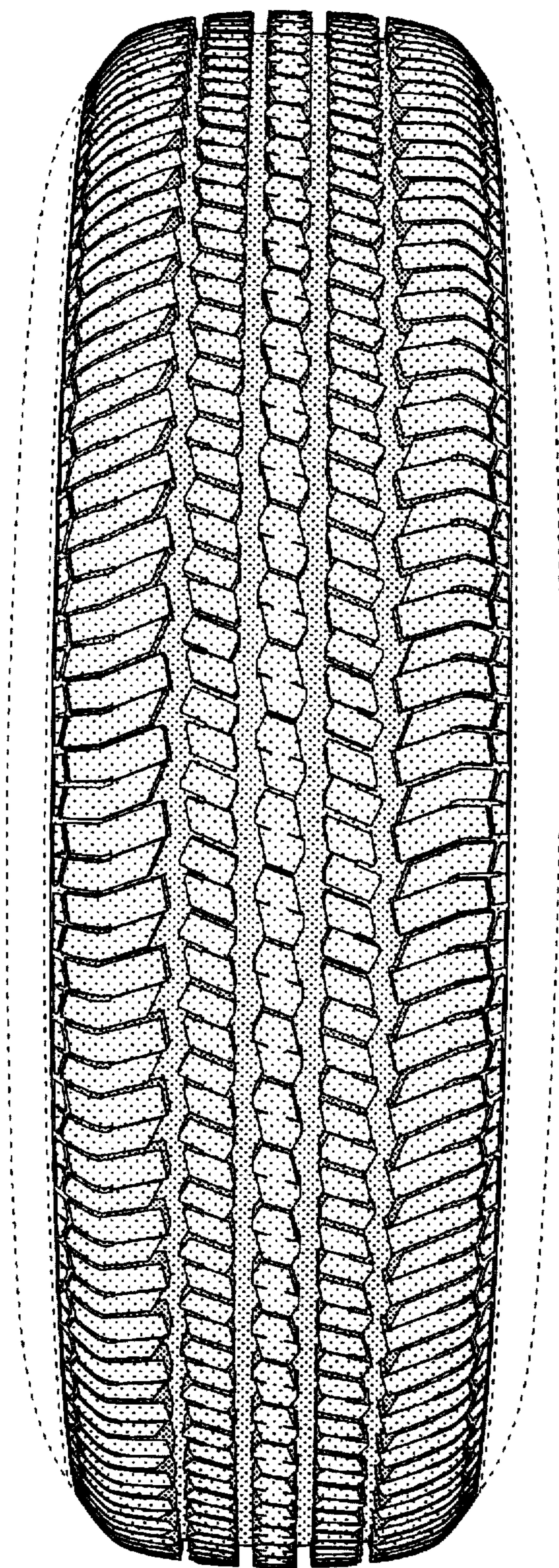
In the drawings, the broken lines defining the inner bead of the sidewall and the peripheral boundary between the tire tread and the sidewall are for illustrative purposes only and form no part of the claimed design.

**1 Claim, 4 Drawing Sheets**

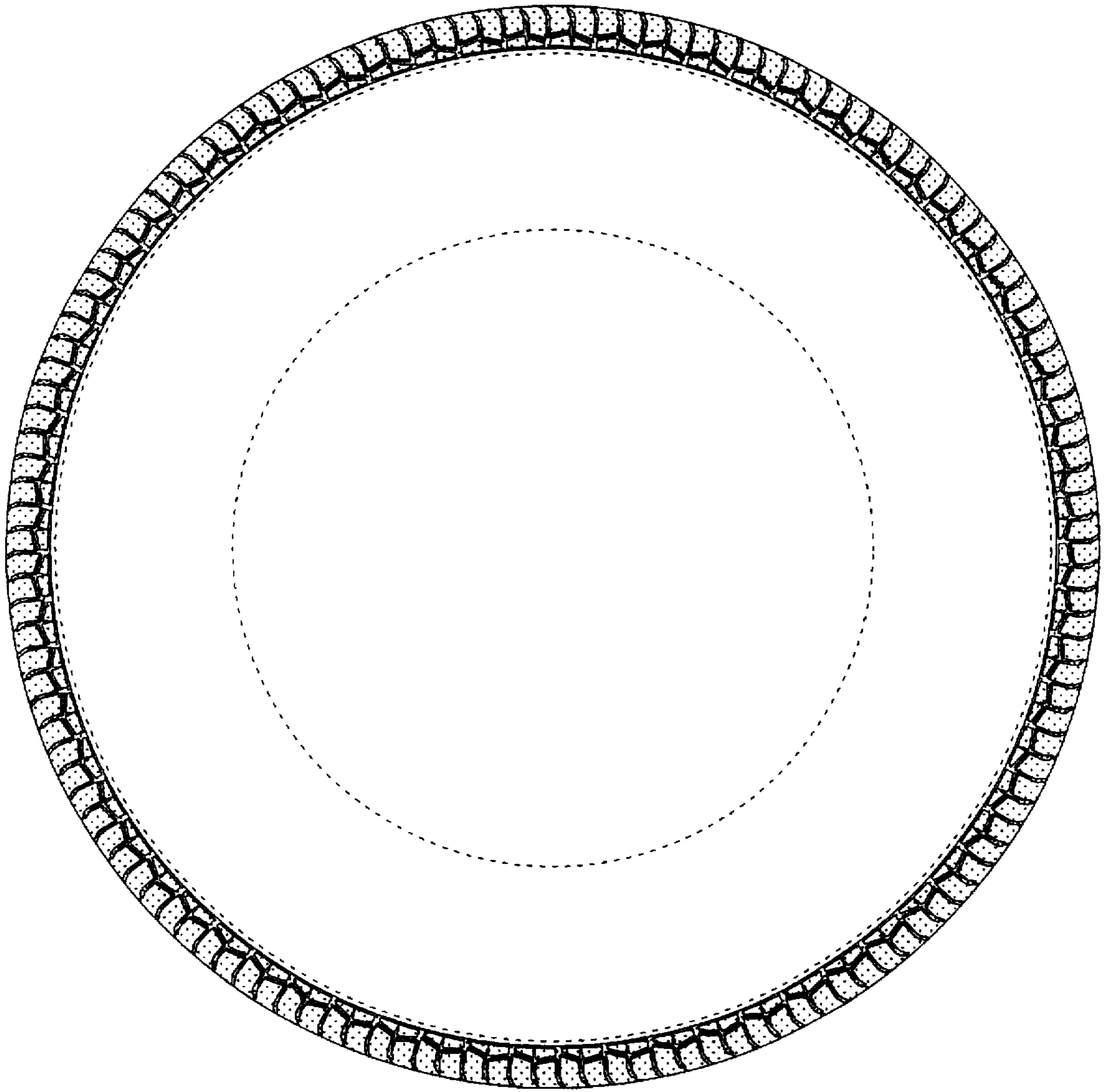




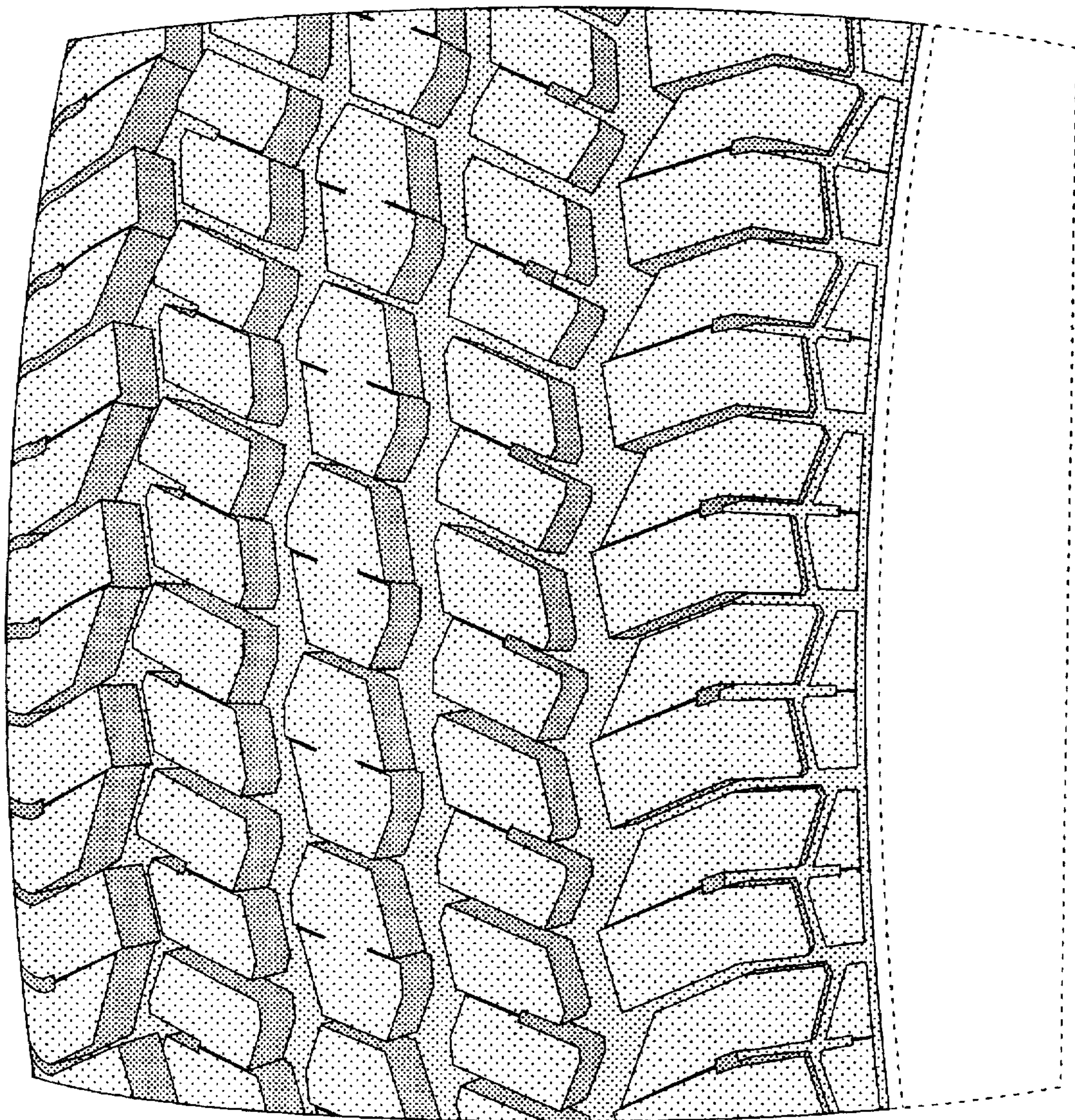
**FIG-1**



**FIG-2**



**FIG-3**



**FIG-4**