



US00D387714S

United States Patent [19] Heinen

[11] Patent Number: **Des. 387,714**

[45] Date of Patent: ****Dec. 16, 1997**

[54] **TIRE TREAD**

[75] Inventor: **Richard Heinen, Habay-La-Neuve, Belgium**

[73] Assignee: **The Goodyear Tire & Rubber Company, Akron, Ohio**

[**] Term: **14 Years**

[21] Appl. No.: **61,917**

[22] Filed: **Nov. 4, 1996**

- D. 307,120 4/1990 Ingley et al. .
- D. 307,407 4/1990 Minamitani .
- D. 308,189 5/1990 Hinrichsen et al. .
- D. 311,885 11/1990 Himuro et al. .
- D. 312,063 11/1990 Covert et al. D12/147
- D. 313,209 12/1990 Minamitani et al. .
- D. 316,385 4/1991 Marriott .
- D. 316,532 4/1991 Tsuda et al. .
- D. 316,692 5/1991 Fukumoto .
- D. 317,145 5/1991 Iwamura .
- D. 326,071 5/1992 Enoki et al. .
- D. 328,583 8/1992 Graas et al. D12/14
- D. 329,031 9/1992 Lassan .

(List continued on next page.)

Related U.S. Application Data

[62] Division of Ser. No. 47,174, Nov. 28, 1995.

[51] LOC (6) CL. **12-15**

[52] U.S. Cl. **D12/147**

[58] Field of Search D12/134, 136,
D12/138-151; 152/209 D, 209 R

FOREIGN PATENT DOCUMENTS

93-0557 9/1993 Sweden .

OTHER PUBLICATIONS

Cooper Rain-Master Tire, 1995 Tread Design Guide, p. 17, Jan. 1995.

Yokohama Aegis GS4 Tire, 1995 Tread Design Guide, p. 75, Jan. 1995.

Primary Examiner—James Gandy
Assistant Examiner—Robert M. Spear
Attorney, Agent, or Firm—T. P. Lewandowski

[56] **References Cited**

U.S. PATENT DOCUMENTS

- D. 272,815 2/1984 Hatakenaka .
- D. 277,272 1/1985 Sladky et al. .
- D. 278,221 4/1985 Kojima et al. .
- D. 283,609 4/1986 Kawabata et al. .
- D. 283,996 5/1986 Kuramochi et al. .
- D. 284,178 6/1986 Kawabata et al. .
- D. 287,236 12/1986 Yonekura et al. .
- D. 287,349 12/1986 Yonekura et al. .
- D. 287,352 12/1986 Cain .
- D. 287,706 1/1987 Takeuchi .
- D. 287,841 1/1987 Ono .
- D. 287,842 1/1987 Hatakenaka .
- D. 288,079 2/1987 Takehara .
- D. 288,191 2/1987 Nakagawa et al. .
- D. 292,786 11/1987 Schoonhoven .
- D. 293,664 1/1988 Hayakawa et al. .
- D. 294,814 3/1988 Nakatani .
- D. 301,024 5/1989 Himuro et al. .
- D. 301,132 5/1989 Himuro et al. .
- D. 301,445 6/1989 Terada .
- D. 302,961 8/1989 Gray .
- D. 304,434 11/1989 Schuller .
- D. 304,918 12/1989 Hinrichsen .

[57] **CLAIM**

The ornamental design for a tire tread, as shown and described.

DESCRIPTION

FIG. 1 is a front left perspective view of a tire tread showing my new design, it being understood that the pattern is repeated uniformly throughout the circumference of the tread;

FIG. 2 is a front elevational view thereof;

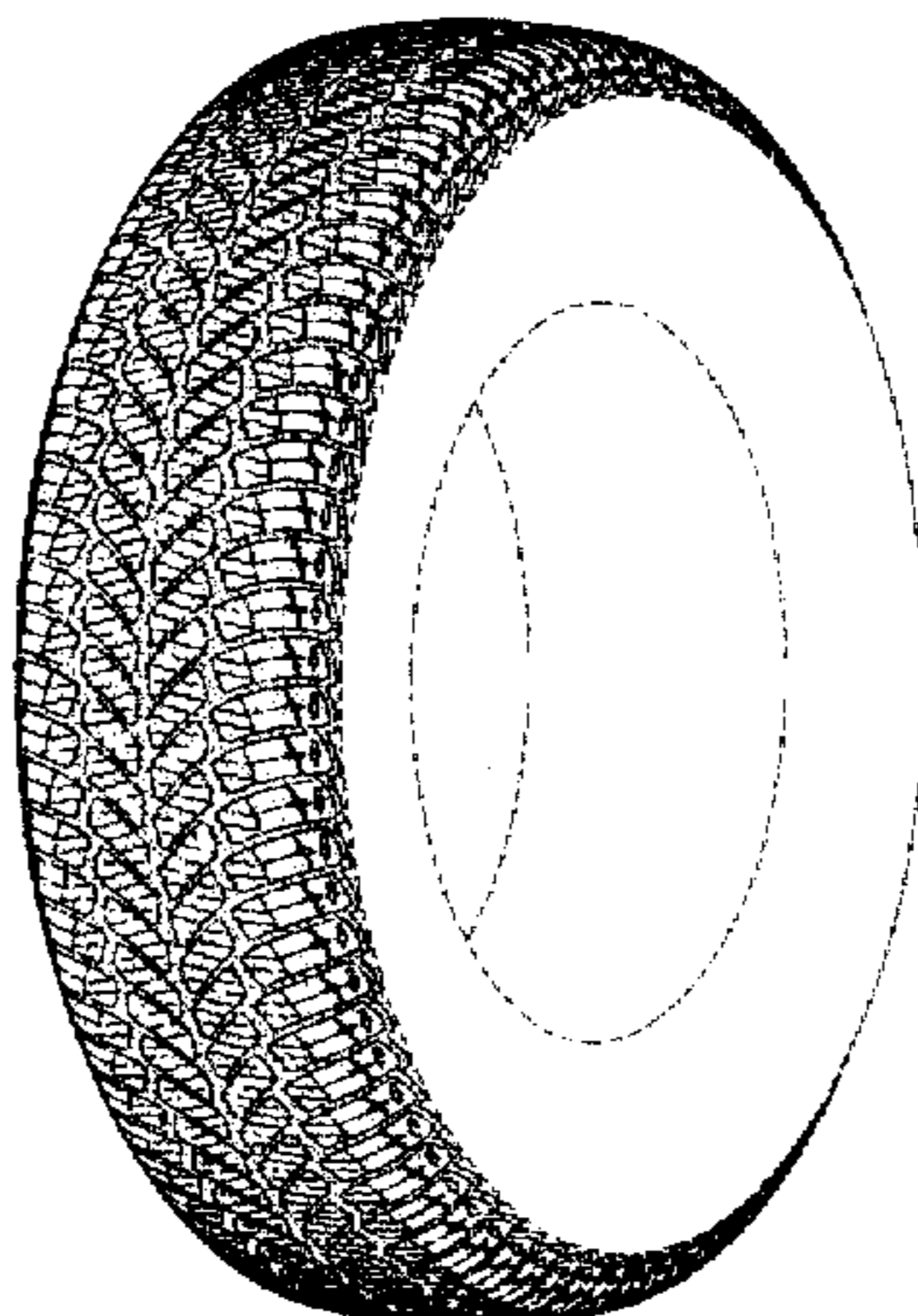
FIG. 3 is a left side elevational view thereof;

FIG. 4 is a right side elevational view thereof; and,

FIG. 5 is an enlarged fragmentary front view thereof.

The broken line showing of the tire sidewall in the drawings is for illustrative purposes only and forms no part of the claimed design.

1 Claim, 5 Drawing Sheets



U.S. PATENT DOCUMENTS

D. 331,035	11/1992	Suzuki .	D. 347,607	6/1994	Montag et al. .	
D. 332,767	1/1993	Tsuda et al. .	D. 348,424	7/1994	Maxwell et al.	D12/147
D. 333,287	2/1993	Slingluff et al. .	D. 348,862	7/1994	Daisho et al. .	
D. 335,643	5/1993	Hino .	D. 349,477	8/1994	Shinohara et al. .	
D. 335,841	5/1993	Caretta et al. .	D. 350,930	9/1994	Sugimoto .	
D. 336,268	6/1993	Bondini .	D. 354,026	1/1995	McKisson .	
D. 340,211	10/1993	Himuro et al. .	D. 354,725	1/1995	McKisson .	
D. 340,896	11/1993	Kernen .	D. 361,966	9/1995	Graas et al.	D12/146
D. 344,704	3/1994	Himuro et al. .	D. 362,420	9/1995	Heinen et al.	D12/147
D. 344,918	3/1994	Graas	5,078,190	1/1992	Wissbrock et al. .	
			5,198,047	3/1993	Grass et al. .	

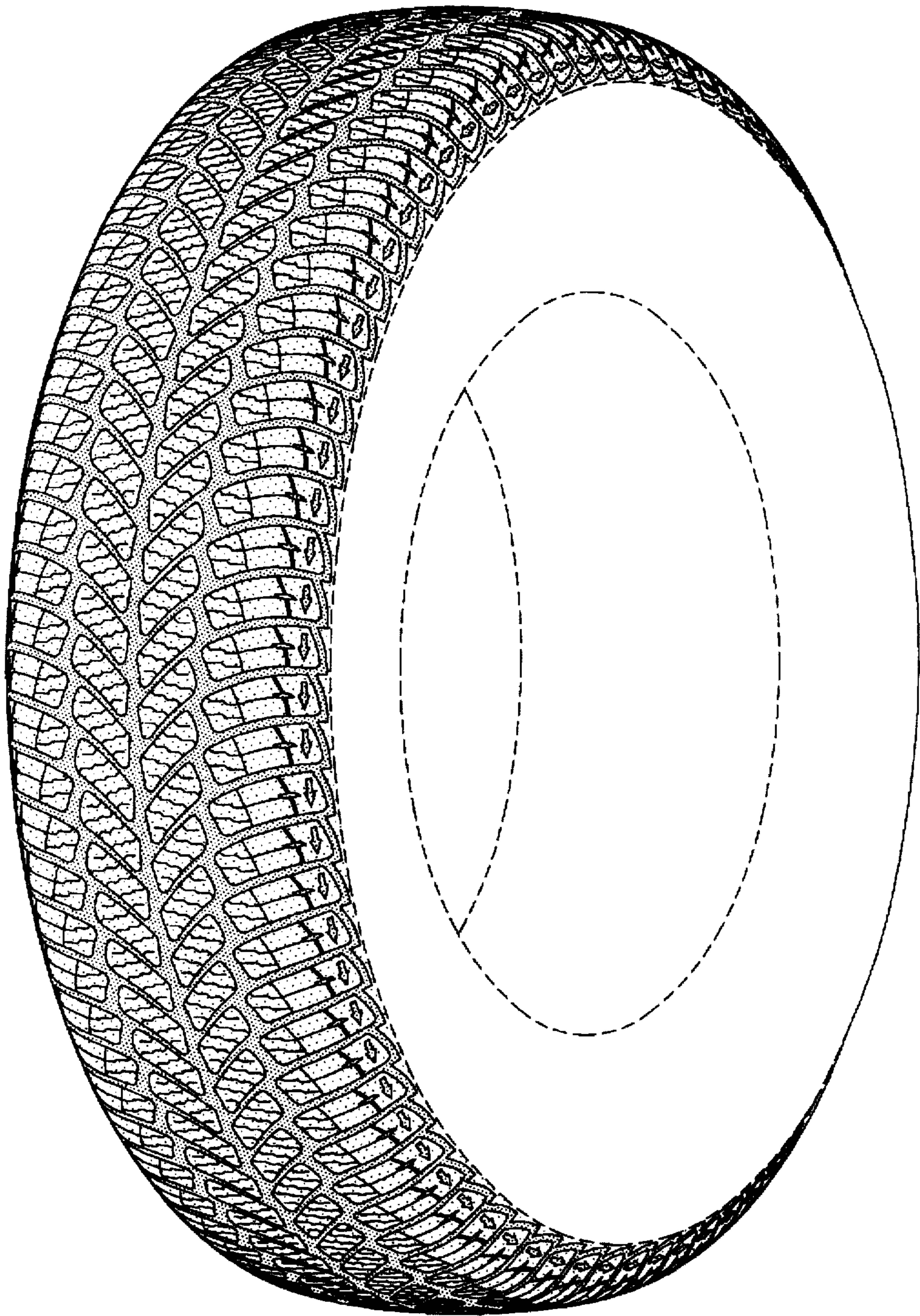


FIG-1

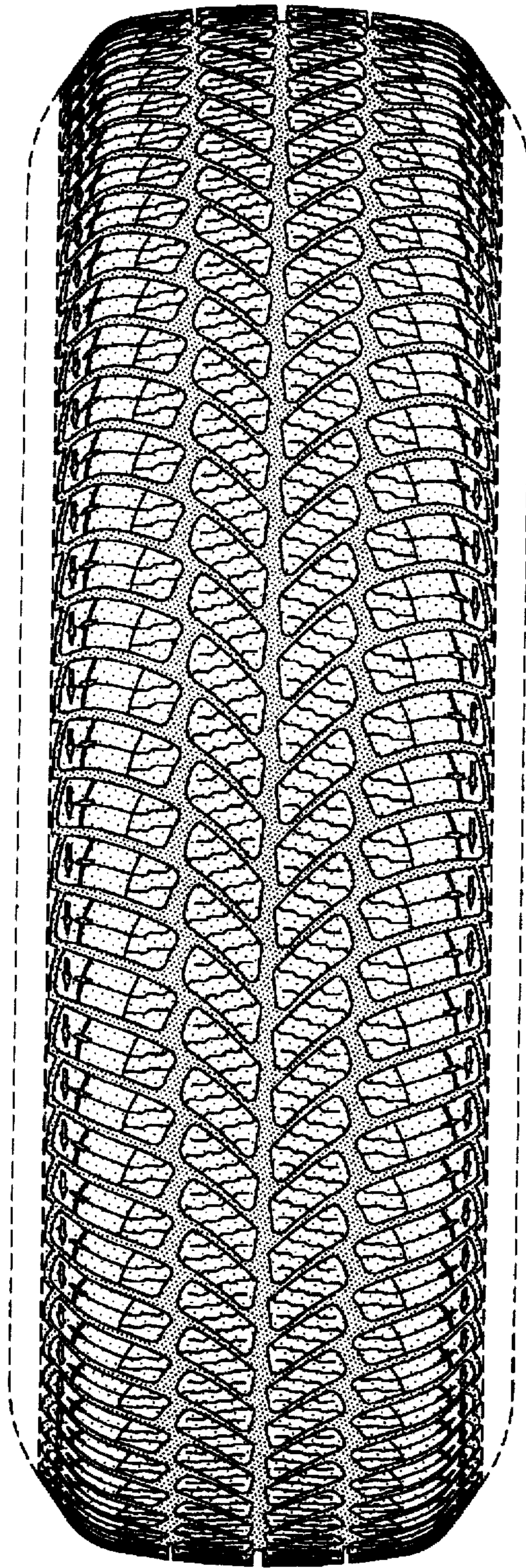


FIG-2

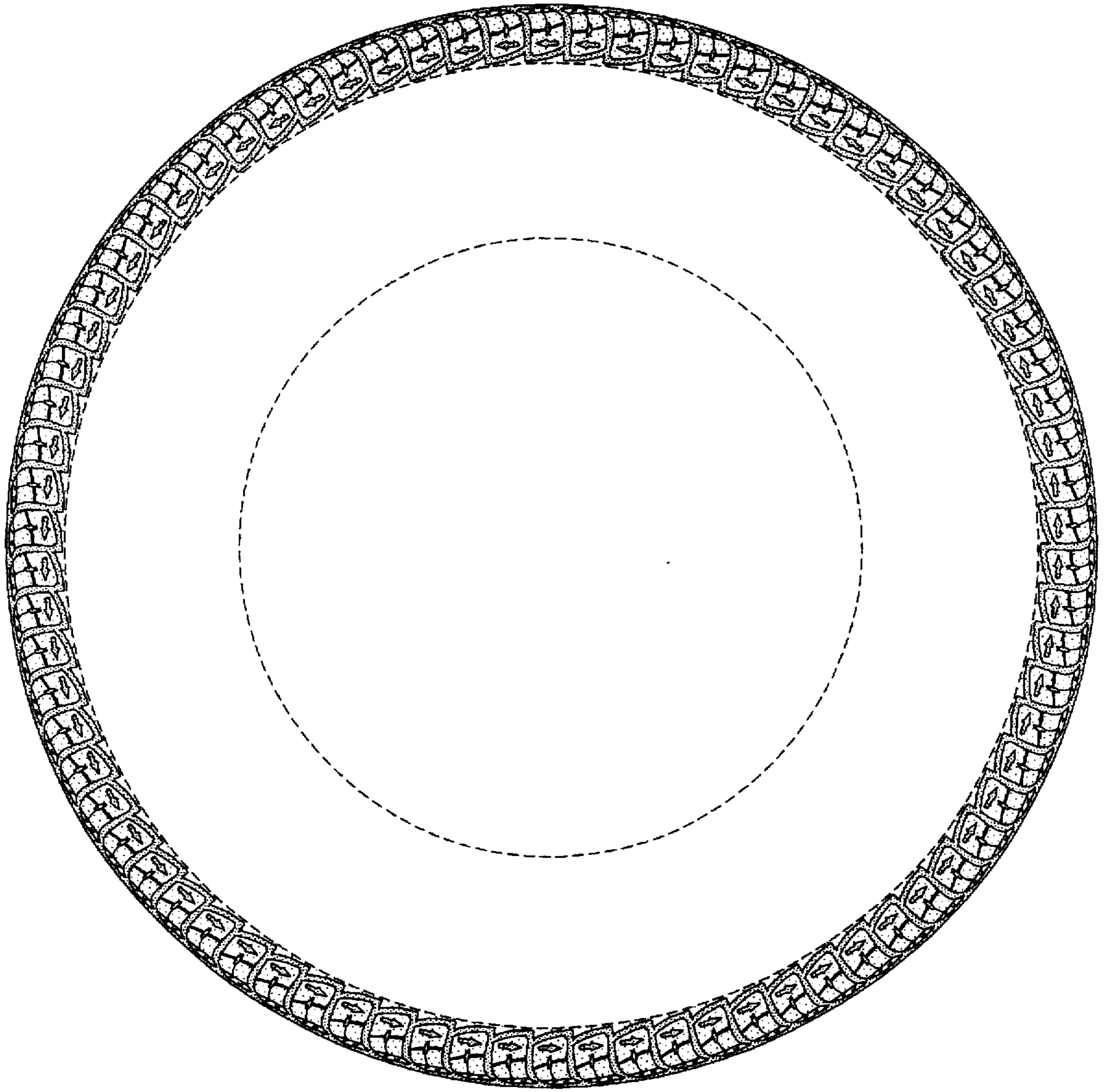


FIG-3

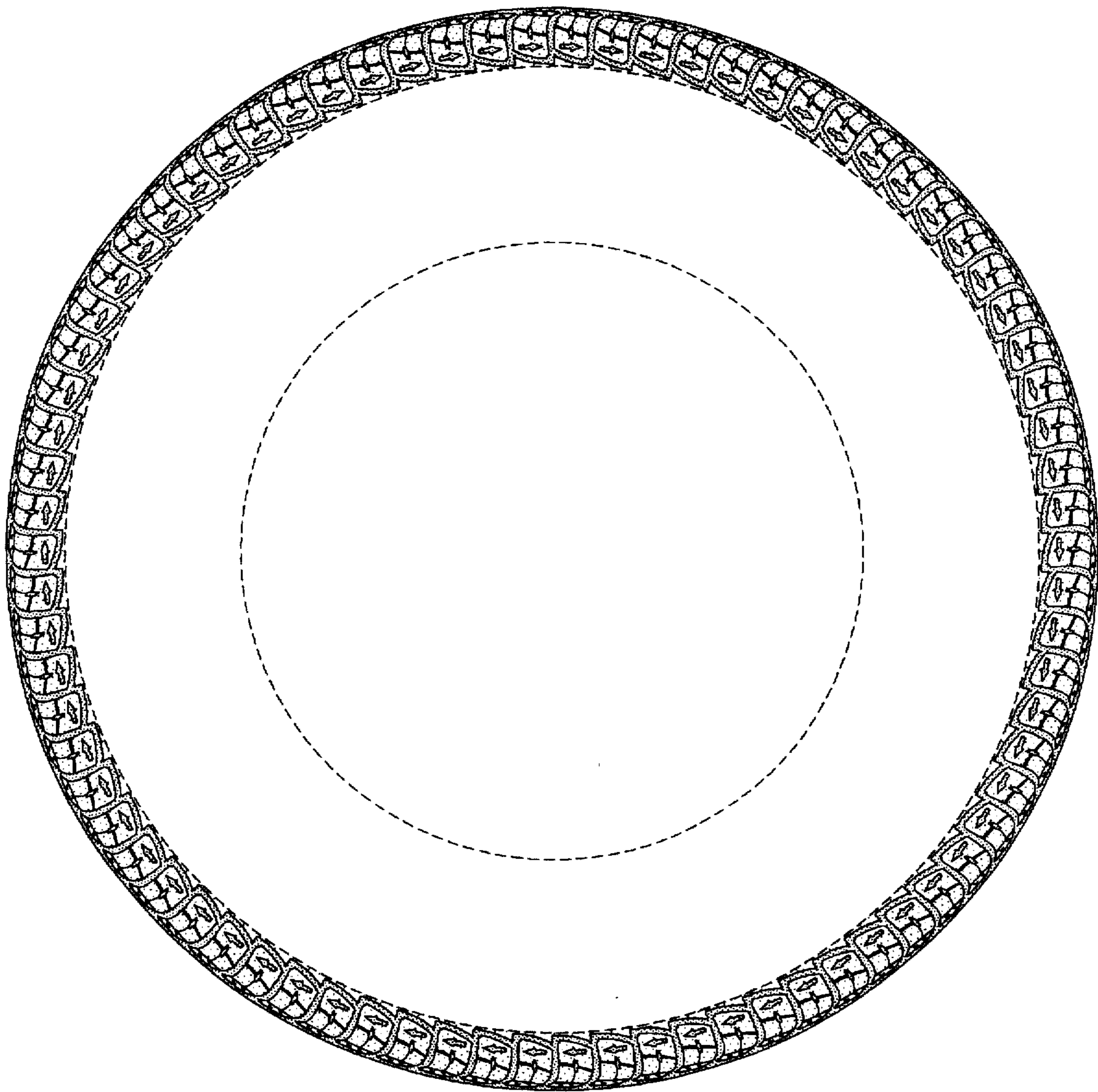


FIG-4

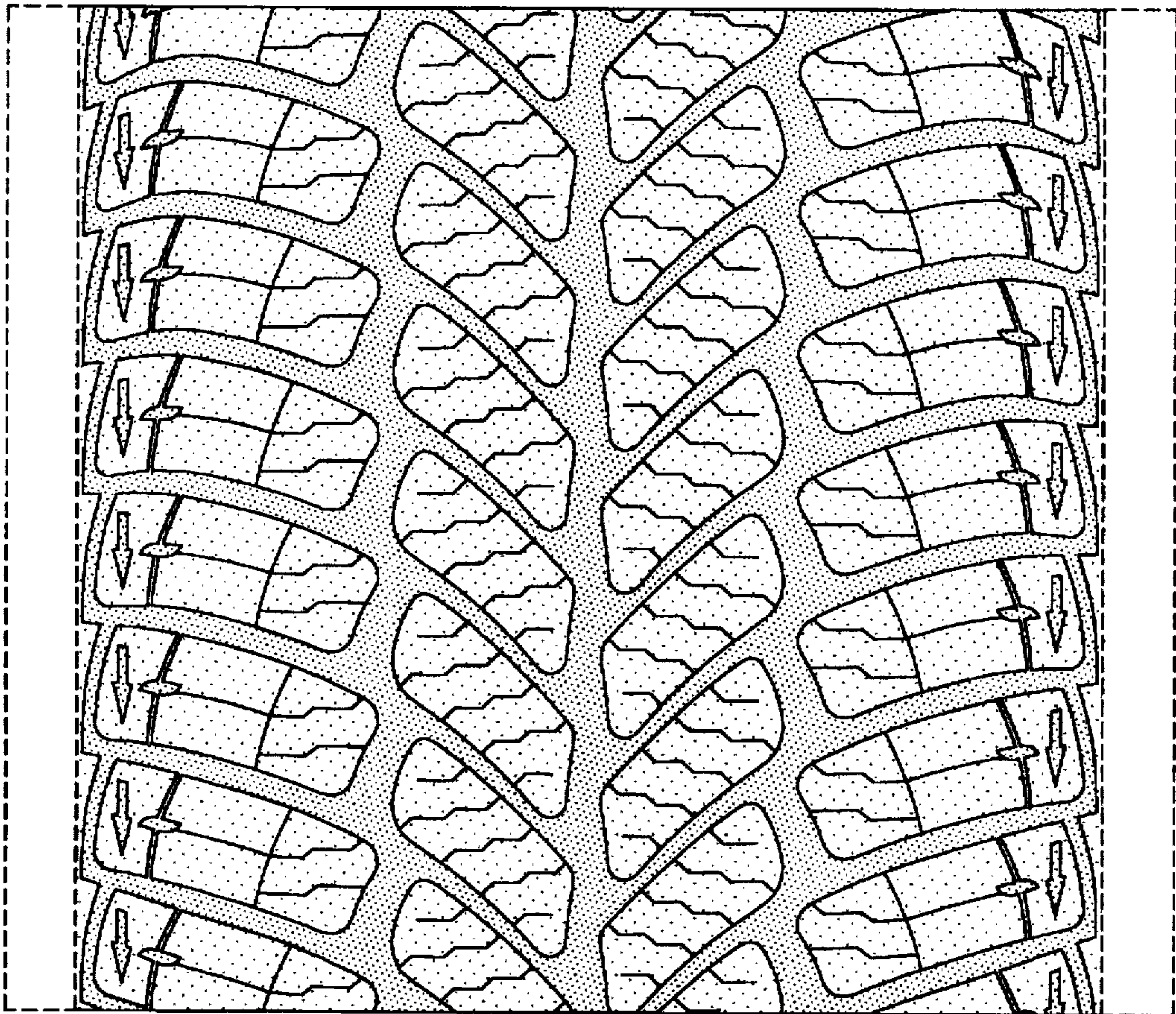


FIG-5