



US00D387710S

United States Patent [19]

[11] Patent Number: **Des. 387,710**

Weber et al.

[45] Date of Patent: ****Dec. 16, 1997**

[54] TIRE TREAD

[75] Inventors: **Michael Joseph Weber, Mogadore;**
John Gregory Stucker, Stow, both of
Ohio

[73] Assignee: **The Goodyear Tire & Rubber**
Company, Akron, Ohio

[**] Term: **14 Years**

[21] Appl. No.: **61,406**

[22] Filed: **Oct. 23, 1996**

Related U.S. Application Data

[63] Continuation-in-part of Ser. No. 239,104, May 6, 1994, Pat. No. 5,603,785.

[51] LOC (6) Cl. 12-15

[52] U.S. Cl. D12/147

[58] Field of Search D12/134, 136,
D12/138, 140-151; 152/209 A, 209 D,
209 R

[56] References Cited

U.S. PATENT DOCUMENTS

| | | | |
|--------------|---------|---------------------|-----------|
| D. 324,839 | 3/1992 | Maxwell et al. | D12/147 |
| D. 347,412 | 5/1994 | Croyle | D12/147 |
| D. 355,154 | 2/1995 | Croyle et al. | D12/147 |
| 4,700,762 | 10/1987 | Landers | 152/209 R |
| 4,953,604 | 9/1990 | Shepler et al. | 152/209 A |
| 4,984,616 | 1/1991 | Shepler et al. | 152/209 A |
| 5,002,109 | 3/1991 | Shepler et al. | 152/209 A |
| 5,176,766 | 1/1993 | Landers et al. | 152/209 R |
| 5,178,699 | 1/1993 | Kakumu et al. | 152/209 R |
| 5,209,793 | 5/1993 | Cusimano, II | 152/209 R |
| 5,323,824 | 6/1994 | Swift et al. | 152/209 A |
| 5,329,980 | 7/1994 | Swift et al. | 152/209 R |
| 5,425,406 | 6/1995 | Swift et al. | 152/209 A |
| 5,603,785 | 2/1997 | Weber et al. | 152/209 A |
| B1 5,176,766 | 4/1996 | Landers et al. | 152/209 R |

FOREIGN PATENT DOCUMENTS

| | | |
|----------|--------|----------------------|
| 0139606 | 5/1985 | European Pat. Off. . |
| 1480962 | 6/1969 | Germany . |
| 2536470 | 2/1977 | Germany . |
| 3723368 | 3/1989 | Germany . |
| 60-56607 | 4/1985 | Japan . |
| 2193933 | 2/1988 | United Kingdom . |

OTHER PUBLICATIONS

Heritage Pacemark Premium Aqua Tire, Jan. 1995 Tread Design Guide, p. 36.

"Tire Materials and Construction", Automotive Engineering/Oct., 1992, pp. 23-28.

Primary Examiner—James Gandy
Assistant Examiner—Robert M. Spear
Attorney, Agent, or Firm—T P Lewandowski

[57] CLAIM

The ornamental design for a tire tread, as shown and described.

DESCRIPTION

FIG. 1 is a perspective view of a tire tread showing our new design, it being understood that the pattern is repeated uniformly throughout the circumference of the tread;

FIG. 2 is a front elevational view thereof;

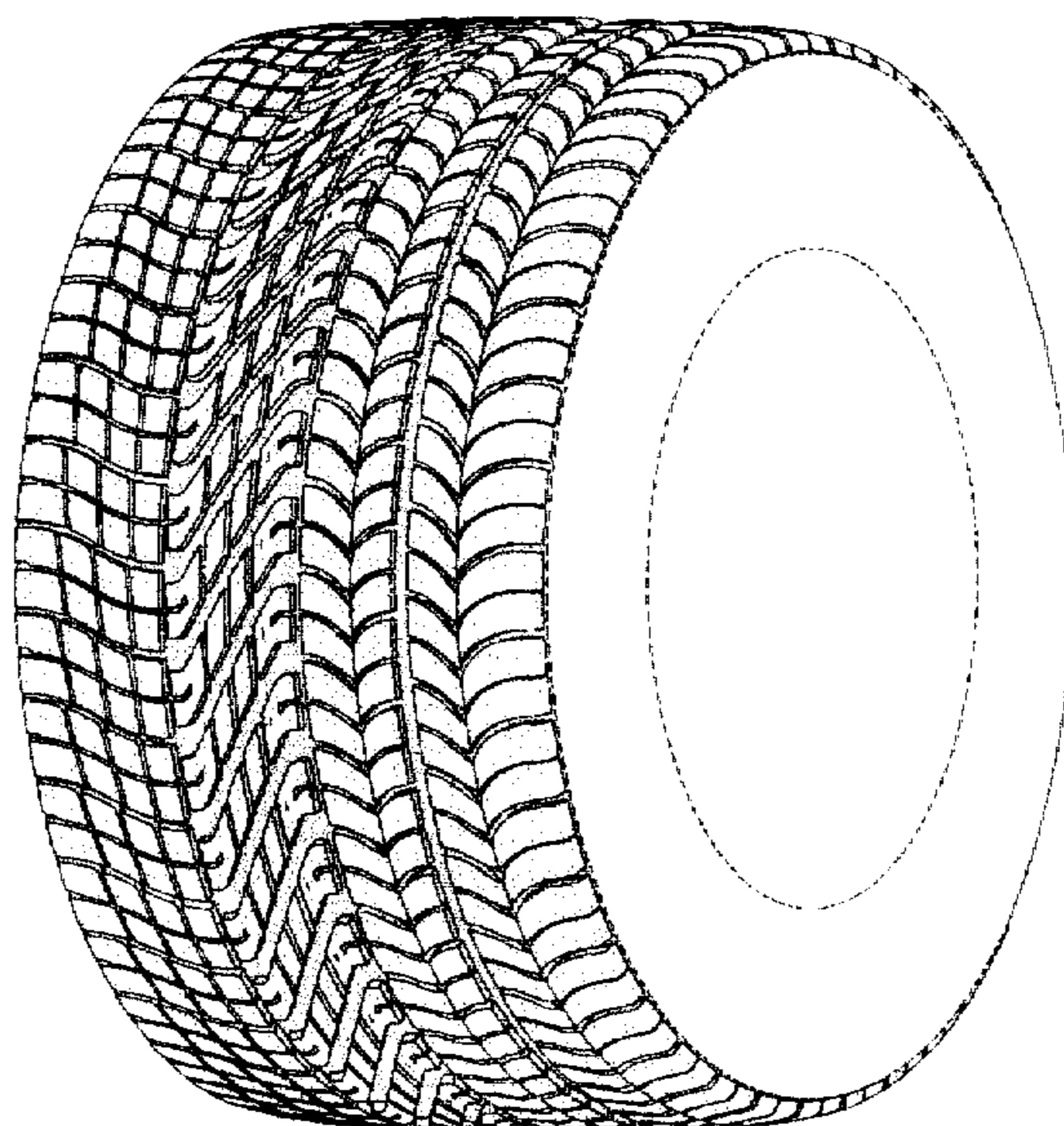
FIG. 3 is a right side elevational view thereof;

FIG. 4 is an enlarged fragmentary front perspective view thereof; and,

FIG. 5 is a front elevational view of a second embodiment of a tire tread, it being understood that the pattern is repeated uniformly throughout the circumference of the tread and that the left side elevational view thereof is a mirror image of that shown in FIG. 3.

In the drawings, the broken lines defining the inner bead of the sidewall and the peripheral boundary between the tire tread and the sidewall are for illustrative purposes only and form no part of the claimed design.

1 Claim, 5 Drawing Sheets



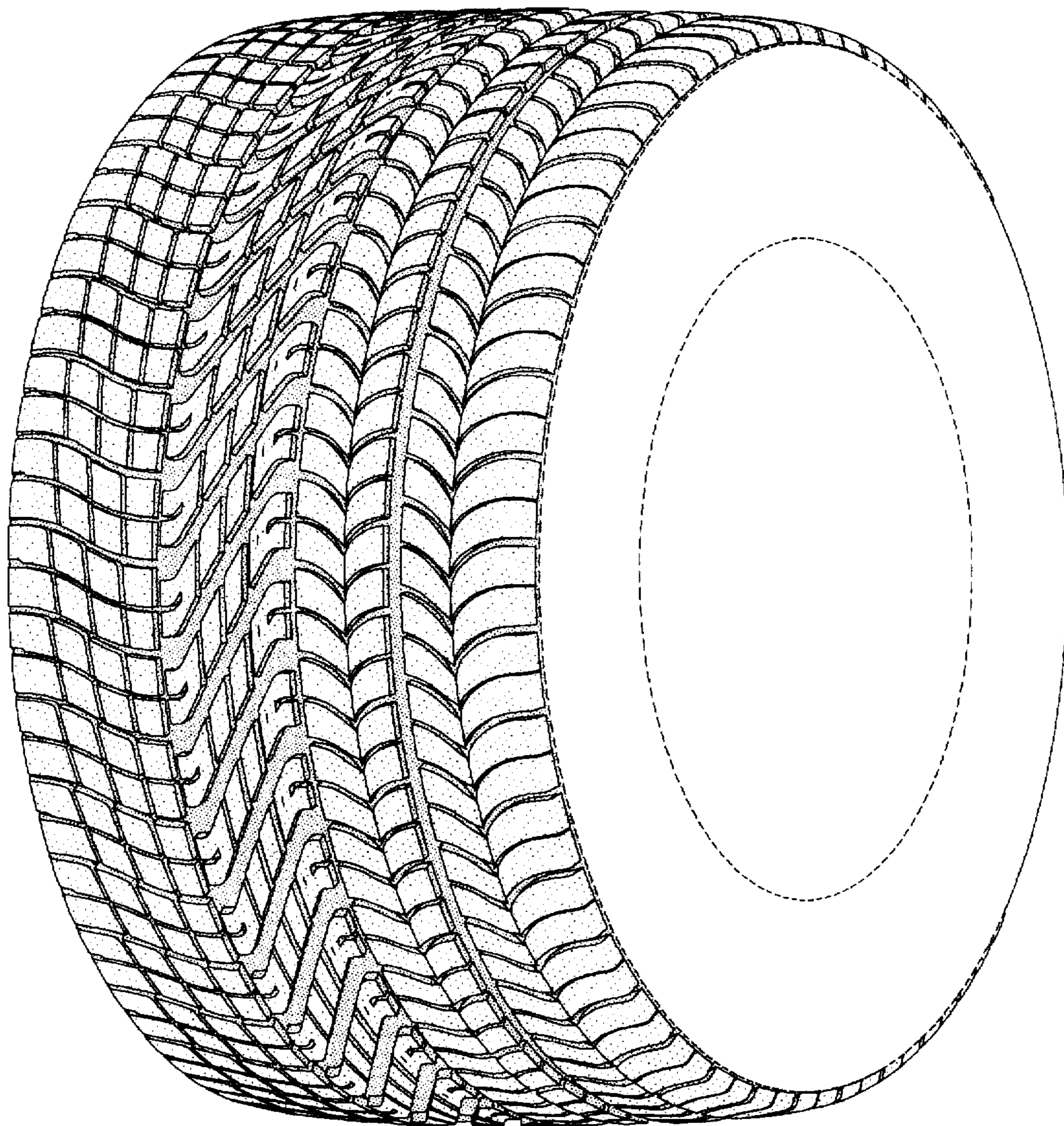


FIG-1

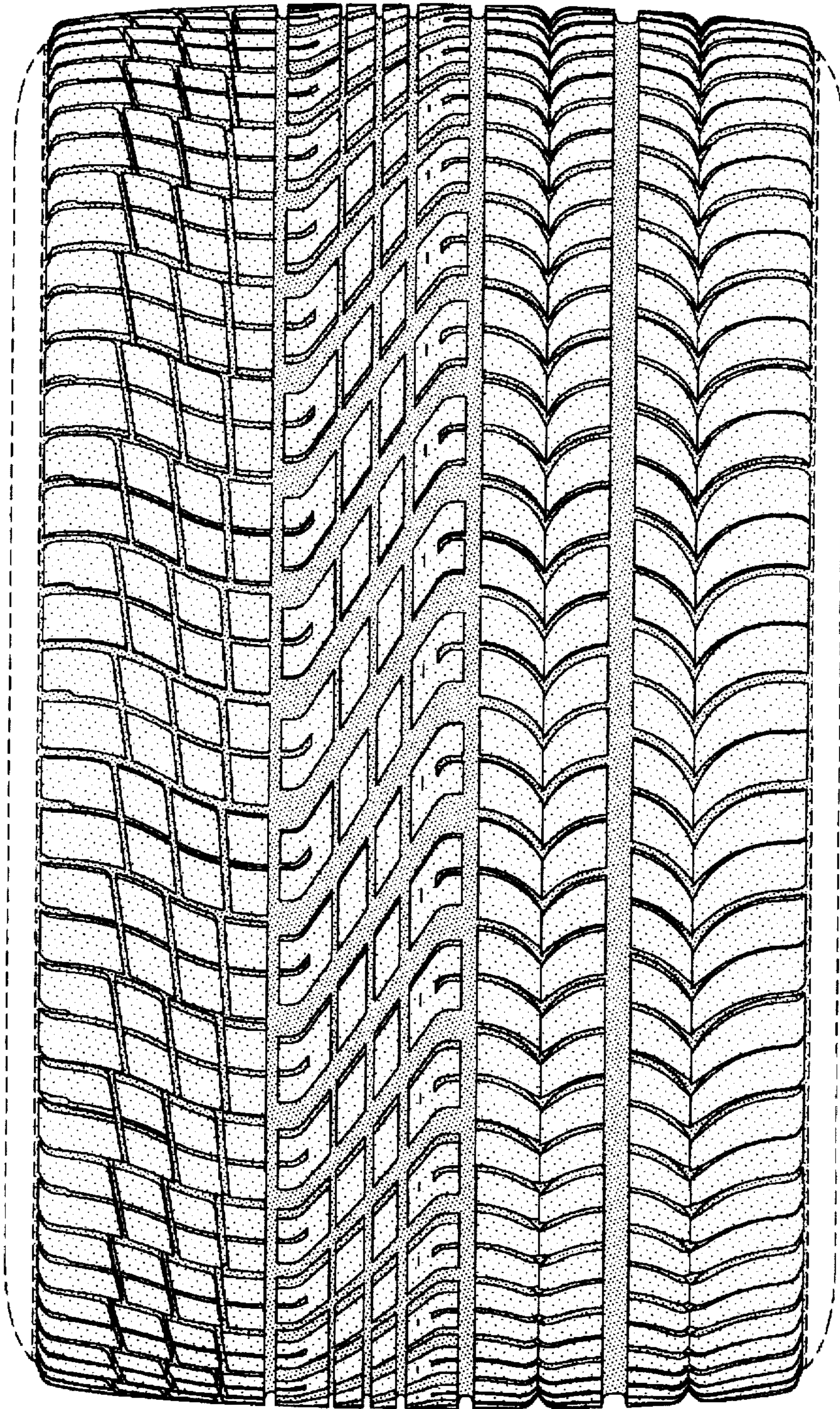


FIG-2

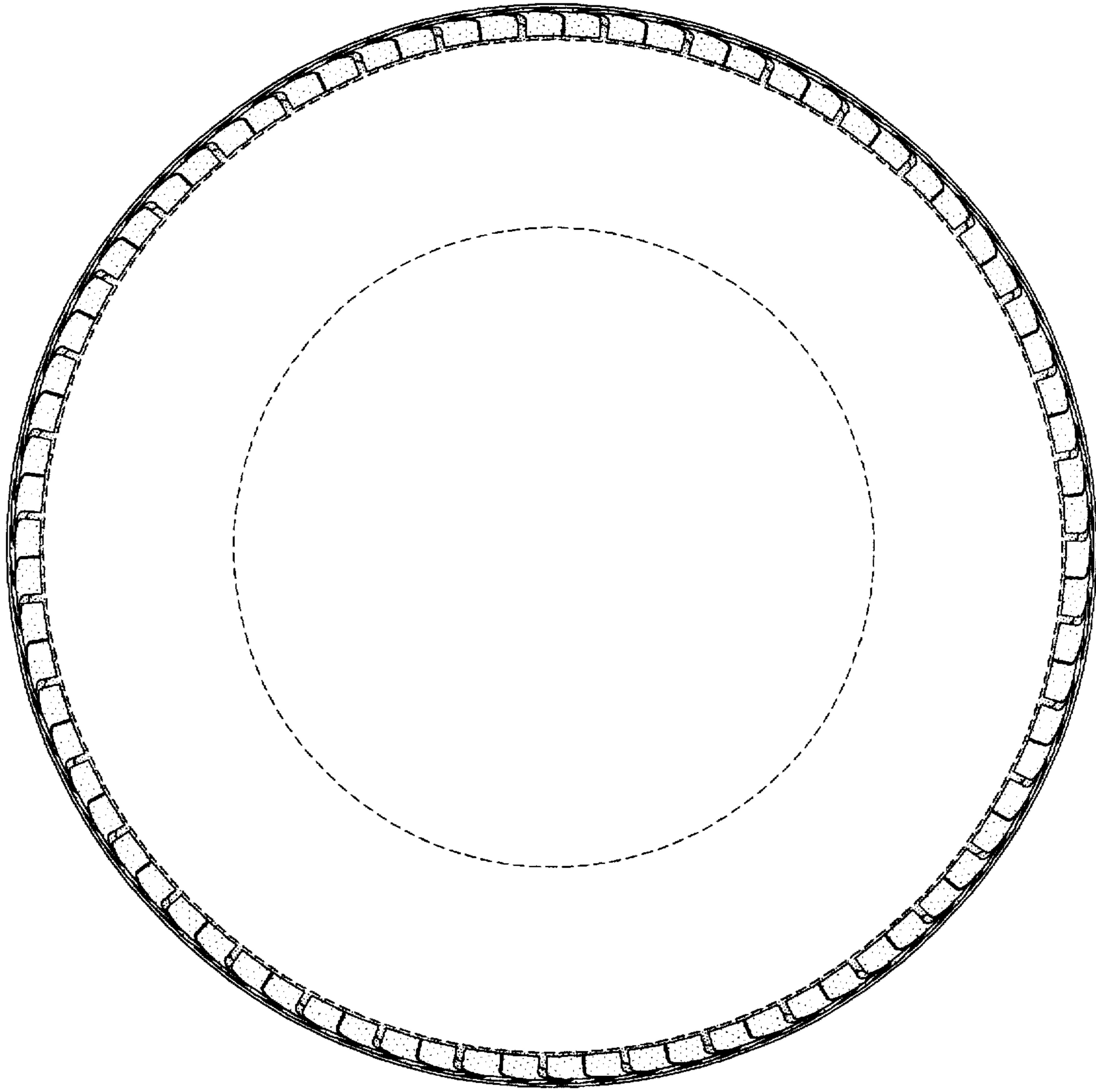


FIG-3

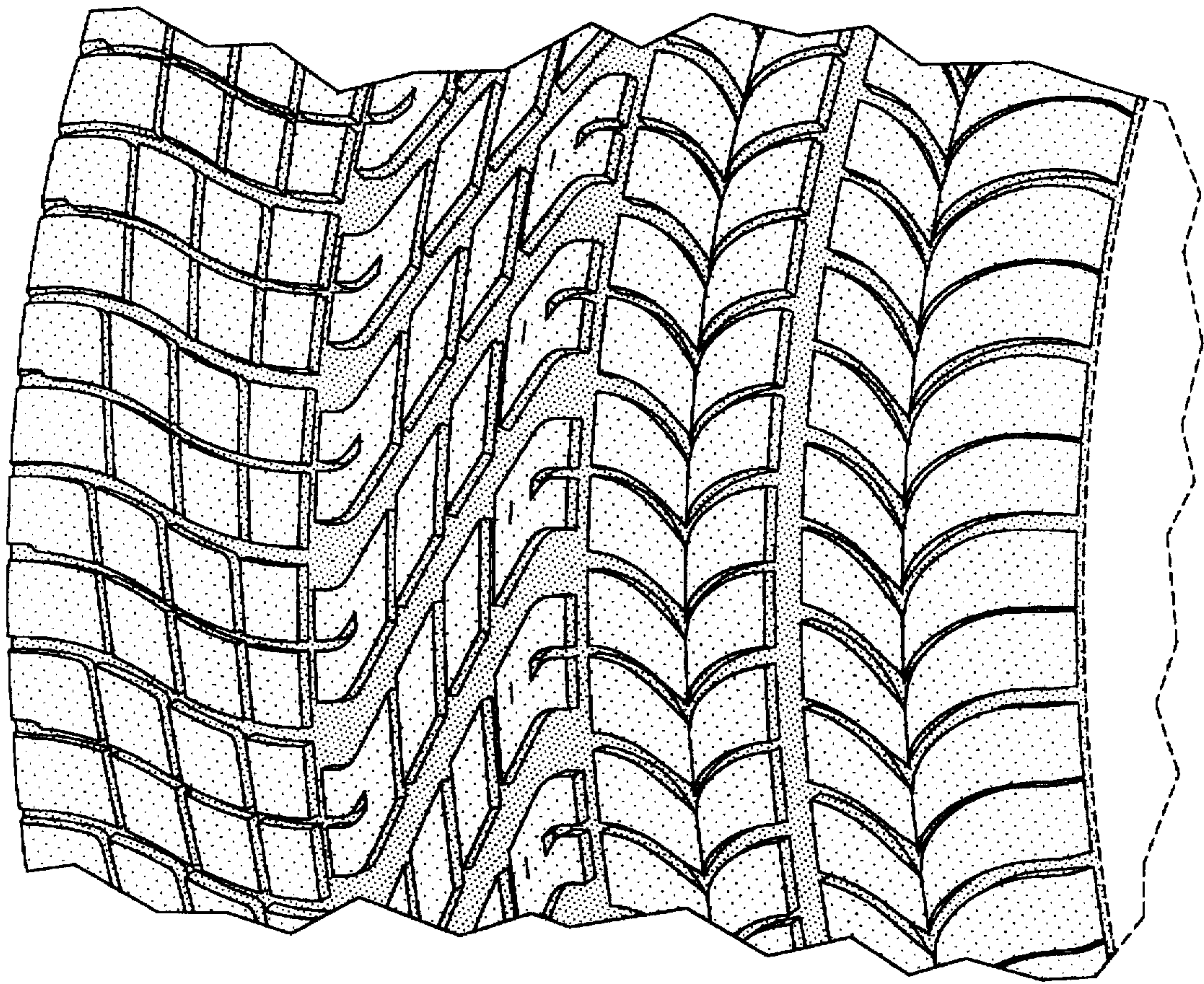


FIG-4

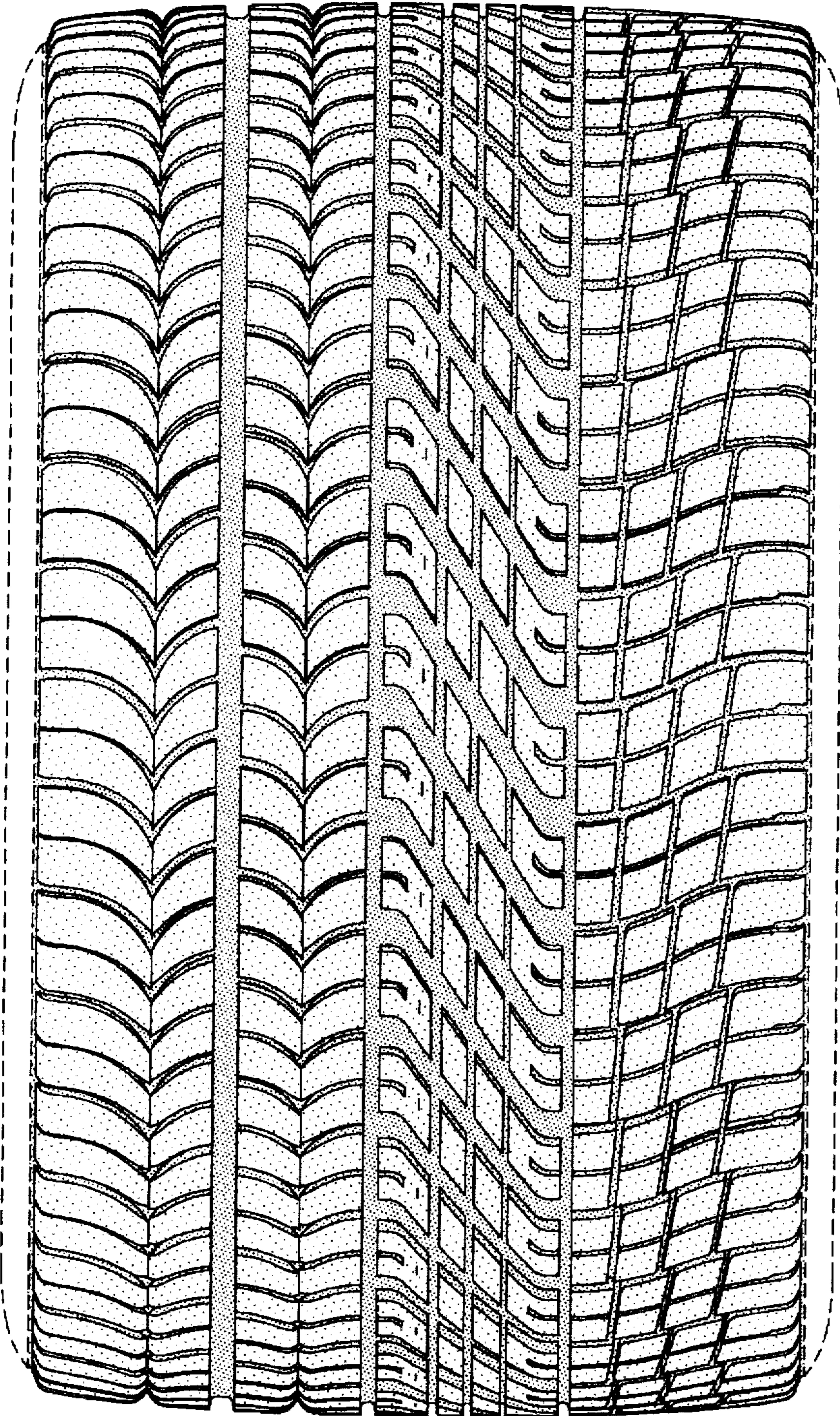


FIG-5