

US00D387694S

United States Patent [19]

Shenhav

[11] Patent Number: **Des. 387,694**

[45] Date of Patent: ****Dec. 16, 1997**

[54] **COMBINED PENDANT AND NECKLACE**

[75] Inventor: **Eran Shenhav, Teich, Germany**

[73] Assignee: **Feeling The Collection
Schmuckwaren GmbH, Pforzheim,
Germany**

[**] Term: **14 Years**

[21] Appl. No.: **57,169**

[22] Filed: **Jul. 18, 1996**

[30] **Foreign Application Priority Data**

Mar. 13, 1996 [JP] Japan HEI 8-6886

[51] LOC (6) Cl. **11-01**

[52] U.S. Cl. **D11/68**

[58] Field of Search D11/1, 2, 7, 40-74,
D11/79-85, 95-116; 63/1.1, 2, 18-20

[56] **References Cited**

U.S. PATENT DOCUMENTS

59,976	2/1866	Alexis	D11/63
D. 142,086	8/1945	Johnson	D11/68
D. 150,452	8/1948	Philippe	D11/68
D. 158,919	6/1950	Wolff	D11/68
D. 200,068	1/1965	Lederer	D11/84
2,215,130	9/1940	Nye	D11/68

FOREIGN PATENT DOCUMENTS

6-8730 3/1994 Japan .

OTHER PUBLICATIONS

Les Joyaux Magazine, Jul. 1985, p. 112.
Les Joyaux Magazine, May 1986, p. 112.

Primary Examiner—Ralf Seifert
Attorney, Agent, or Firm—Oliff & Berridge

[57] **CLAIM**

The ornamental design for a combined pendant and necklace, as shown and described.

DESCRIPTION

FIG. 1 is an enlarged front view of a pendant-head portion of a combined pendant and necklace showing my design; FIG. 2 is an enlarged perspective view of a pendant-head portion of FIG. 1; FIG. 3 is a front view of a pendant showing my design; FIG. 4 is a left-side view thereof; FIG. 5 is a right-side view thereof; FIG. 6 is a rear view thereof; FIG. 7 is a plan view thereof; and, FIG. 8 is a bottom view thereof.

1 Claim, 2 Drawing Sheets



FIG. 1




FIG. 2




FIG. 3




FIG. 4




FIG. 5




FIG. 6




FIG. 7

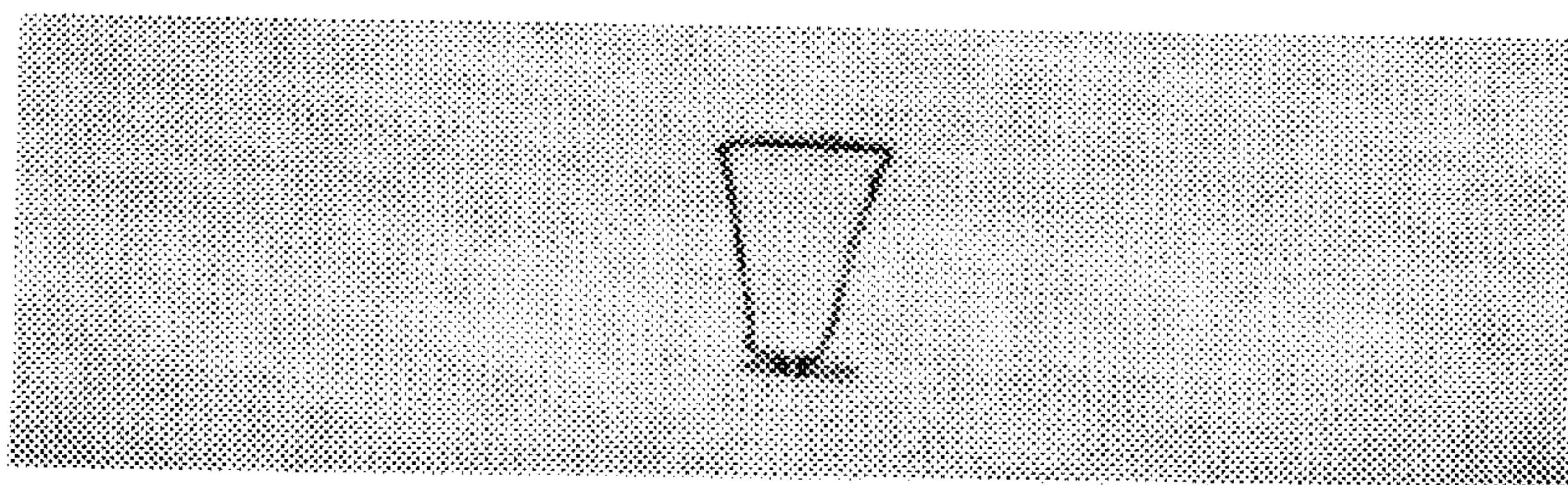


FIG. 8

